

Health and Human Services Committee Agenda
Thursday, February 28, 2019, 5:00 pm
Edgewater Haven – Conference Room 110, Administration Building
1351 Wisconsin River Drive, Port Edwards

- 1) Call to order
 - 2) Declaration of quorum
 - 3) Public comments
 - 4) **Consent Agenda:**
 - a) Meeting minutes:
Health and Human Services Committee ... January 24, 2019
 - b) Narratives:
Department Head/Supervisor Monthly Reports/Narratives: Edgewater Haven, Veterans Service Officer (CVSO), Health Department, Human Services
Other Narratives/Reports/Informational Material/Resolutions: Health Department, Edgewater Haven, Veterans Service, and Human Services credit cards detail, Edgewater Haven marketing report, Edgewater Haven caseload statistics, Edgewater Haven Physical/Occupational Therapy (PT/OT) report, CVSO supporting documents/educational material
 - c) Vouchers: Vouchers from Edgewater Haven, Health Department, Human Services, Norwood Health Center, Veterans Service
- Consent agenda items will be acted upon by the Health and Human Services Committee in one motion without discussion unless a Committee member requests an item(s) be removed for discussion and separate consideration**
- 5) Discussion and consideration of item(s) removed from consent agenda
 - 6) Financial Statements: Edgewater Haven, Human Services, Norwood Health Center
 - 7) RN citizen appointment to Committee
 - 8) Update on future remodeling at Edgewater Haven
 - 9) Purchase software and laptops at Edgewater Haven
 - 10) Human Services discussion regarding County employed nurses working more than one County position
 - 11) Health Department out-of-state travel request to attend the FD312 Special Processes at Retail Course in St Paul MN, April 16-17, 2019 with all expenses paid with grant funds
 - 12) Legislative issue updates
 - 13) Future agenda items
 - 14) Committee may go into closed session pursuant to 19.85(1)(g) to confer with counsel on a pending ERD/EEOC case
 - 15) Return to open session
 - 16) Next meeting(s):
 - March 21, 2019; 5:00 pm, Wood County Annex & Health Center, Classroom – Marshfield
(NOTE: this is 3rd Thursday)
 - 17) Adjourn

HEALTH AND HUMAN SERVICES COMMITTEE

DATE: January 24, 2019

PLACE: Wood County Annex & Health Center, Classroom – Marshfield

PRESENT: Donna Rozar, Al Breu, Adam Fischer, Marion Hokamp, Mark Holbrook, Tom Buttke, Jessica Vicente, Steven Kulick M.D.,

EXCUSED: Lori Slattery R.N.

ALSO PRESENT (for all or part of the meeting): Brandon Vruwink, Jordon Bruce, Cindy Robinson, Jo Timmerman, Lacey Piekarsky (Human Services); Kathy Alft, Sue Kunferman (Health Department); Rock Larson (Veterans Service); Marla Cummings (Finance); Amy Kaup (IT); Reuben Van Tassel (Maintenance); Tom Prete (CW Solutions contracted with Human Services)

1) Call to Order

Meeting called to order at 5:00 p.m. by Chair Rozar

2) Quorum

Rozar declared a quorum.

3) Public Comments

- Donna Rozar shared information received from Naloxone training.
- Sue Kunferman shared that representatives from Adams, Juneau, and Wood Counties met in Necedah today to discuss how collaboration can be achieved to protect groundwater. She reviewed the issues in Armenia and Port Edwards, the Armenia Grower's Coalition memorandum of understanding, where the group might focus efforts, the possibility of bringing in additional counties, and potential future activities. The group will meet again the end of April.

4) Consent Agenda

Motion (Fischer/Hokamp) to approve the consent agenda. All ayes. Motion carried.

5) Discussion and consideration of items removed from consent agenda

- n/a

6) Financial Statements – Edgewater Haven, Human Services, Norwood Health Center

Quarterly Reports – Veterans Service, Health Department

Department staff answered specific questions regarding information in the financial statements and quarterly reports.

7) Approval of bid for Edgewater Haven fire alarm replacement

Reuben Van Tassel shared the project scope and bid for the fire alarm system replacement. Two additional project items were described and discussed. A resolution was presented to amend the 2019 budget for Edgewater Haven to transfer \$49,143.87 from Contingency for the purpose of funding the capital purchase necessary to replace the failing fire alarm system. Motion (Breu/Hokamp) to support the resolution as presented, forward it to the Executive Committee for co-sponsorship, and then on to the County Board for approval. All ayes. Motion carried.

8) Edgewater Haven update on TBI transition

Cindy Robinson provided an update with the transition. State regulations have been addressed as well as the current status of medical director needs.

9) Human Services update of Brighter Futures Initiative Substance Use Prevention Program

Lacey Piekarski introduced Tom Prete (CW Solutions), explaining the partnership with CW solutions for substance use prevention program in Wood County that serves youth age 14-20. Tom described in more detail the services provided. The program does not address substance use treatment, only prevention. Brighter Futures Initiative goals and timelines were shared.

10) Discussion regarding control environment as related to 2016 resolution

Rozar provided background explanation of the February 2016 resolution passed to adopt the "Control Environment" portion of the Wood County Accounting Policy Statement. The Finance Director initiated discussions at a recent Executive Committee meeting regarding concerns with communication between department accountants and the Finance Department. It was decided at the Executive Committee to bring this discussion to oversight committees to gather information from respective Department Heads regarding how they see increased collaboration between Finance and the accountants in their departments.

11) Discussion regarding proposed changes to print management

Rozar provided an explanation of the purpose of the resolution brought to the Executive Committee. The Executive Committee requested input from oversight committees before acting on the resolution. The IT Director, Amy Kaup, described current print management contracts which are expiring; and how new contracts will affect budgets. Amy explained that the resolution is intended to move projected cost savings from departments to IT for hardware investment. Amy explained these transfers will be budget neutral. IT is willing to work with department for necessary adjustments at the end of 2019.

12) Health Department out-of-state travel request to attend the FD312 Special Processes at Retail Course in St Paul MN, April 16-17, 2019 with all expenses paid with grant funds

Training details and learning objectives were shared in the Committee packet. Motion (Fischer/Buttke) to authorize attendance to the FD312 Special Processes at Retail Course in St Paul MN with all expenses paid using grant funds. All ayes. Motion carried.

13) Health Department performance management survey of Health & Human Services Committee

A short survey was given to Committee members. The survey is part of the performance measures of the Health Department management team. Completed surveys were returned to Health Department staff.

14) Legislative Issue Updates

Department heads provided updates regarding issues pertaining to their departments.

15) Items for Future Agenda

The Chair noted items for future agendas.

16) Next Meeting(s)

- February 28, 2019, 5:00 pm, Edgewater Haven, Administration Building, Conference Room 110 - Port Edwards

17) Adjourn

Motion (Fischer/Holbrook) to adjourn. All ayes. Motion carried. Meeting adjourned at 6:50 p.m.

Minutes taken by Kathy Alft and reviewed by Adam Fischer, Secretary.

Minutes subject to Committee approval

Adam Fischer, Secretary
Health and Human Services Committee

Health Department Report February 28, 2019

If you have any questions about this report, please contact Sue Kunferman at 715-421-8928 (W) or 715-213-8493 (Cell) or skunferman@co.wood.wi.us

ADMINISTRATIVE REPORT – SUE KUNFERMAN, RN, MSN

- Our water lab is up and running and we are able to do both bacteria and nitrate testing. We continue to communicate with the Armenia Growers Coalition. They have not had a great response from the letters they sent out. About 25% of folks who received a letter have contacted the AGC for testing and with other questions. We will need to determine whether we wish to give people a little more time and then send a correspondence of our own from the health department to encourage people to contact the AGC to have their water tested and/or have it tested through us or another certified lab. I believe we have a responsibility to make every effort to assure people are aware of the water quality issues in that area and the potential health implications of continued consumption of unsafe water.
- We continue to prepare for reaccreditation. Our site visit is scheduled for April 4. The Public Health Accreditation Board has re-opened a number of measures and we are working on providing additional narratives and documentation for them. This round of work will provide us with national accreditation for the next five years. After that time, I feel we need to have a discussion about whether the work required and the fees involved are worth our investment to continue to be an accredited health department. I also plan to have some pointed discussions with the national accreditation board once we make it through this process in the spring.
- We have eight UW Eau Claire nursing students working on projects with us. Four of them are working on a safe, affordable, stable, healthy housing project and the other four are working on a hepatitis C harm reduction project. They will be with us through mid-May.

COMMUNITY HEALTH IMPROVEMENT PLANNER REPORT – KRISTIE RAUTER EGGE, MPH

Healthy People Wood County

Work continued on the data collection phase for the mini CHA/CHIP with health systems partners – one on ones and community conversations for primary, qualitative data were completed. The final report of the health impact assessment on the downtown housing development in Wisconsin Rapids was completed as well. The health equity team began writing a health equity policy for the health department and developed an updated health equity infographic. Coalitions continued to work on HPWC action plans and the HPWC communication plan is nearing completion. This will guide social media posts and other forms of communication in 2019. An evaluation plan will be created to determine the success of the communication plan.

AOD Prevention Partnership

Wood County Drug Task Force met Wednesday, January 9th and spent time action planning for 2019. There was discussion whether our current meeting format should change from meeting as five pillars at the same time or change the format to allow members to work across pillars. This question will be included on a membership survey to be sent out to the full coalition in February. Task Force updates include:

- A community presentation taking place from 5-7:30pm on February 27th at Wisconsin Rapids Area Middle School auditorium titled *You Can't Stop What You Don't Know- High in Plain Sight*. Internationally known presenter Jermaine Galloway will talk about trends in alcohol and drug culture. The *Hidden in Plain Sight* bedroom display will be available for adults to view before and after the presentation.
- Wood County Drug Task Force members Kurt Heuer and Ashley Normington were featured on the Morning Magazine with Carl Hilke at WFHR to share information about the February 27th community presentation.
- A Narcan/Naloxone overdose prevention training was offered by the AIDS Resource Center of Wisconsin on January 16th in which 59 individuals were trained.
- The Workforce Development board is putting on an offender-based machine tool pre-apprenticeship program.

Brighter Futures

Brighter Futures is continuing their work on two main initiatives: (1) Family Home Visiting and (2) Reducing Sexually Transmitted Infections (STIs) in Wood County. The Community Health Endowment Fund (CHEF) team has met to discuss the funding possibilities to implement the Parents as Teachers (PAT) Family Home Visiting program. It was determined that, due to funding and need, South Wood County would be the first part of Wood County served. Birth records are being used to determine the number of potential participants of the program to create a projection on caseloads for the parent educators. An updated asset map of all current family home visiting programs in Wood County was created and will be shared with the CHEF team as well as the Brighter Futures

Family Support Action Team. This will show the need for an evidence-based family home visiting program, like Parents as Teachers. The projections will be added to the infographic and Parents as Teachers document, which will form the proposal for funding.

Reducing Sexually Transmitted Infections (STIs) in Wood County will be a multi-year project, as not only are increasing STI rates a problem in Wood County, they are a problem across Wisconsin and the United States. In April, Brighter Futures and Planned Parenthood will work together to participate in the CDC's Get Yourself Tested (GYT) campaign. This event will offer free STI testing in Wood County.

Mental Health Matters

The beginning of 2019 was rather a slow start for Mental Health Matters going into the New Year. The first draft of the Trauma Informed Care Toolkit is now complete, but further revisions need to take place. Lindsay Johnson, a new student intern for the Spring Semester, has been assigned to help make figures, research resources to add to the toolkit, and to beautify the document. The goal is to have a finished copy of the toolkit by the end of March that will be ready to be disseminated to our local coalition partners. Howe Elementary has been identified to be the first organization outside of the Health Department to pilot the toolkit.

During January, David attended a staff meeting with part of the MFLD Clinic Behavioral Health team to discuss a Zero Suicide Initiative. Marshfield Clinic was awarded monies to carry out this initiative to provide Question Persuade Refer (QPR) Gatekeeper Trainings and possibly train more trainers. Some of the initial steps for this work are finding ways to identify certified active trainers, collect a profile of preferences for each trainer, keep this information in a database, identify geographical gaps as to where more trainers are needed, recruit new trainers, advertise trainings, and collect data on the efficacy of the gatekeeper trainings. This poses as a great opportunity for the QPR Trainers workgroup to become revitalized with new tasks and more trainers. Currently the QPR Trainers workgroup does not have much capacity due to trainers not becoming recertified, leaving their positions, or having decreased capacity to train.

Recreate Health

The internal Community Food Center team finalized the formal Request for Proposal (RFP) for a feasibility assessment for the Community Food Center Project in Wisconsin Rapids. The RFP was sent to five different organizations specializing in community local food systems as well as innovative approaches to diminishing the need for hunger relief through a more fiscally sustainable model. RFP's will determine the best business model that would couple local food processing, hunger relief, and life skill building in a sustainable and just way. Consultants have a deadline of February 21st to submit. Recreate Health Coalition received a \$30,000 ABC'S for Health grant from Security Health Plan to fund this phase of the project.

River Riders Bike Share will be rolling out in early April pending weather! We are hoping we do not experience another snowstorm on the 20th of April! The team will be purchasing marketing materials and doing broad outreach and demonstrations to local businesses, organizations, and community groups. Additionally, special promo codes will be available at select locations that would allow participants or clientele to access the bike share system at no cost up to 12 hours – supporting travel to and from a normal 8 hour work day.

Sarah Salewski helped lead the Food Committee for the 2018 Wood County Farm Technology Days – profit from the food, beverage, ice cream, gate entrance, and vendor booths is used to create grants and scholarships. Sarah was active in helping to create the grant guidelines and documents. Education and Community grants are available up to \$50,000 per project. Requests must be submitted by April 1st, 2019.

<http://www.wifarmtechnologydays.com/wood/>

ENVIRONMENTAL HEALTH REPORT – NANCY EGGLESTON, R.S.

Wood County Water Laboratory

The Wood County Water Laboratory is now certified to analyze drinking water samples for bacteria and nitrate. We were also issued our US EPA Lab Code WI01156. We are completing proficiency testing so we will be certified to analyze preserved nitrate samples. This will allow us to group nitrate samples to make analysis more cost effective, or handle a large number of samples over a period of several days. Our lab request forms are ready for distribution. Bottles will be ordered to allow us to supply all 3 counties with sample bottles for residents. Our new database is still under construction but all data will transfer to the new system when it is ready.

Port Edwards/Armenia Groundwater Issues-MOU progress

The Memorandum of Understanding (MOU) between the DNR, Wood County, Juneau County, and the Armenia Growers Coalition (AGC) requires monthly meetings via conference calls to be held for at least the first 6 months of the MOU. Following the water testing in May 2018, AGC sent letters to 45 households offering bottled water and a reverse osmosis (RO) system to those with unsafe nitrate levels. Twenty-eight of them responded to the letter. Twenty-one wanted an RO system and received bottled water. Three to four received bottled water while contemplating whether or not to install an RO system. AGC is doing an 18 gallon per home water delivery to about

three to four homes per week. Water is available upon request for those who exceeded the nitrate standard. Seven systems were installed out of the twenty-one that requested installations. Some residents did not sign the access agreement. Eight of twenty-one want treatment but their nitrate level is over 30 ppm and the RO system would not be effective. There is no state approved system for nitrate removal over 30 ppm. Two RO systems are pending installation. One household at 28ppm is looking for another option.

A total of 1283 letters went out to Town of Armenia and Port Edwards residents in the agricultural corridor regarding free nitrate testing for those wells not tested in May. Responses are still coming in, with 322 households requesting water sampling as of January 28th. By mid-February, responses will be reviewed and a sampling date determined. In the spring, a second round of letters will be sent out to those who did not respond to the offer of a free nitrate test.

Radon Outreach

Kate Carlson heads the Radon Information Center covering Wood, Juneau, and Adams Counties. Kate and Tim were on the Wisconsin Rapids radio station to promote radon awareness and radon testing.

New Business and Consultations

Yellow Birch Beef was licensed as a retail establishment in Wisconsin Rapids. Mission Nutrition was licensed to operate in Marshfield. A consultation was done at J Rolls in Marshfield, which will be licensed to sell egg rolls from a kitchen in a residential area. There was also a consultation with a home baker regarding the cottage food law. A re-inspection was conducted at the EconoLodge in Wisconsin Rapids.

Complaints

Seventeen complaints were received in the month of January.

- Law enforcement reported an accumulation of animal feces, urine, garbage and a non-functioning wastewater disposal system at a rental unit in Marshfield. An order was written to the landlord to relocate the tenant, clean the home, and repair plumbing before renting this unit again.
- A rental unit had no running water or functional wastewater disposal system. The landlord was given an order to correct these violations.
- An apartment building in Marshfield has a flooded basement and an accumulation of garbage in the basement. The landlord was contacted regarding this issue.
- A complaint came in regarding related families with pets with fleas and flea bites on the children. All family members involved were provided with information on how to eliminate a flea infestation.
- A used mattress containing bed bugs was brought into a home. A child that travels between two homes brought bed bugs from the first residence to the second one. We provided information on bed bug control and have not heard again from the complainant.
- A homeowner complained of mold and illness from mold exposure. They want testing and were referred to a testing company. We advised the caller to look for the source of moisture and eliminate that before testing for mold.
- Two cockroach complaints came from the same housing complex. Pest control was ordered at one unit, and a tenant received an order to cleanup to aid in the elimination of a cockroach infestation by a pest control company. The infestation is spreading to neighboring units.
- A family with young children reported no heat in their rental unit. Space heaters were provided. After two days, the landlord installed a new furnace. Case closed.
- We received a few reports of no heat in an apartment complex. One side of the building can control the heat; the other side has a maximum of 68F. This is an acceptable temperature per landlord-tenant code. The landlord was informed of the concerns.
- A tenant complained of a musty smell and health problems experienced by her and her children. She says it is mold below the carpet and behind walls. Kate and Tim were onsite and detected no mold, or moldy odor. Case closed.
- Caller concerned with dust mites in rental unit, and standing water behind a basement wall. Landlord is aware and will follow up on water issue. Greg suggested controlling humidity and working with the landlord.
- A tenant complained of sewage backup in a rental unit. The landlord arranged for a drain service to come in and correct the problem. Case closed.
- A complaint was received of unclean conditions at a retail store. Floors have been replaced, and more room for recycling will be provided. Case closed.
- We received a complaint of unsanitary conditions at a tattoo establishment. Complainant could not explain what was wrong with the establishment. No basis for complaint. Case closed.
- Someone called concerned about handwashing practices at a sandwich shop. The manager spoke with the employee involved and provided more training on when to wash hands during the process. Case closed.
- A bed bug issue was reported in a county office. Kate provided educational materials and a presentation for staff members regarding bed bug infestations, and how to handle bed bugs that may be brought in to offices.

HEALTH PROMOTION AND CHRONIC DISEASE TEAM REPORTS

Oral Health Program - Wendy Ruesch, RDH, CDHC

The sealant program is in progress in the elementary schools. School scheduling has been adjusted to start with the schools with the highest needs first and continue towards the schools with less needs. The sealant program is transitioning over to the contracted dental hygienist, Erin Fandre. The second screening and fluoride varnish for all Head Start Centers has been completed.

COMMUNICABLE DISEASE TEAM REPORTS

Tuberculosis Update – Jean Rosekrans

There is currently one patient continuing on medication for latent tuberculosis infection (LTBI); a public health nurse assists with medication administration and monitoring. One patient being treated for LTBI completed their final dose of medication in January.

Communicable Disease Update – Jean Rosekrans

- During the month of January, Wood County had 19 cases of chlamydia and 2 cases of gonorrhea reported. A presentation was done for participants in the Human Services Day Treatment Program on the topics of Hepatitis C and sexually transmitted infections.
- During January, 1 case of E. coli and 1 case of campylobacter were investigated. One long term care facility reported gastrointestinal symptoms among staff and residents. The "Recommendations for Prevention and Control of Acute Gastroenteritis Outbreaks in Wisconsin Long-Term Care Facilities" booklet was shared with their management and a line list was started.
- One case of confirmed pertussis was reported and investigated in January along with one case of varicella.

WOMEN, INFANTS AND CHILDREN (WIC) REPORT – CAMEN HAESSIG, RD

- Pittsville WIC clinic will start March 13th and take place one day per month. Tiffany Halama and Sarah Sugden will take on this extra clinic day.
- Sarah Krubsack continues to work on WIC outreach and several WIC promotional billboards have been posted around Wood County during the past couple months.

Caseload for 2019 (Contracted caseload 1453)

	Dec 2018	Jan 2019	Feb	Mar	Apr	May	Jun	Jul	Aug	Sep	Oct	Nov
Active (initial)	1382	1373										
Active (final)	1414											
Participating	1412	1376										

12/21/2018-1/20/2019

Date Paid 2/7/2019

PUBLIC HEALTH - VISA CHARGES

Grants:

Public Health Emergency Preparedness
Immunization
Childhood Lead
Maternal Child Health
Prevention Funds
Marathon County Tobacco Coalition
Accreditation Infrastructure
Community Partners

Programs:

ADMIN
BREAST
CS
MNP
NCE

WIC
Program Administration
Breastfeeding
Client Services
Infant Families
Farmers Market Nutrition Program
Nutrition Education
Peer Counseling

Coalition Names:

South Wood County Breastfeeding Coalition
South Wood County WIC Kids Coalition
Healthy People Wood County
WIC - Chronic Disease Prevention Team
WIC - Healthy Growth & Development Team
WIC - Mental Health/OODA Team

Vendor	Description	PROGRAM	Amount
WEHA	Membership Renewal		140.00
Amazon	EH Lab Suppls		20.21
Kwik Trip	EH Lab Suppls		1.99
			\$ 162.20

Vendor	Description	PROGRAM	Amount
4Imprint	Program Suppls	Outreach	\$ 226.82
Amazon	Clinic Suppls	CS	\$ 52.90
Amazon	Clinic Suppls	CS	\$ 149.95
WALC	Conf Reg	BF	\$ 211.45
WAND	Conf Reg	NE	\$ 125.00
Academy of Nut & Diet	Membership Dues	NE	\$ 150.00
WALC	Conf Reg	BF	\$ 211.45
WAND	Conf Reg	NE	\$ 450.00
			\$ 1,577.57

Vendor	Description	PROGRAM	Amount
Open Forum for QI	Conf Reg	PHHS	300.00
			\$ 300.00

Vendor	Description	Coalition Name	Amount
Google Analytics Dom	FM Website	Recreate Health	\$ 24.00
Kwik Trip	Program Suppls	CHA/CHIP	\$ 200.00
Amazon	Prog Suppl Refund	AOD	\$ (7.99)
			\$ 216.01

Vendor	Description	Amount
		\$ -

WOOD COUNTY HUMAN SERVICES DEPARTMENT REPORT February 20, 2019

Director's Report by Brandon Vruwink

The State budget process will begin moving full-speed ahead upon the release of the Governor's budget on February 28th. During our visits with legislators in January Supervisor Fischer and I advocated for increased funding for Child Welfare among other Human Services related initiatives. It will be important that we continue to reach out to area legislators to advocate for additional county funding. While our focus was related to Human Services initiatives, it is important to note that any increase in funding to Wood County Departments provides a significant benefit to the whole county.

The Human Services Department will close out the 2018 budget better than we originally projected. One of the key reasons is the commitment of staff, who have worked to identify the most effective way of delivering services. In addition, at the direction of the Health and Human Services Committee, we continue to review our contracts for efficiency. The review of two contracts, in particular, resulted in significant savings for the 2018 budget year. The Laundry Contract at Edgewater Haven resulted in the Department saving approximately \$81,195. Further, upon the review of the contract with Positive Alternatives Group home, we determined that we were paying for more beds than we utilized on average. By reducing the number of beds, we realized a savings of just over \$51,000 in 2018, while still meeting all of our service needs. We will continue to review all of our contracts to ensure that we are receiving the best possible services for competitive prices.

We are working through the recruitment process for the Youth Mentor position. We have completed interviews and made an offer to a final candidate. We are hoping for a mid-March start date. The Youth Mentor program will provide increased support to Youth in Wood County. This Evidence-Based program will be working to reduce Out of Home Care expenses and further reduce recidivism within our system. We are very excited to develop this new program and provide additional support to youth.

Mary Solheim was hired as the Deputy Director. Her first day with Wood County was Monday, February 11th. Mary's experience with the legal system, in particular assisting Child Welfare staff through the legal process will be very beneficial to the Human Services Department.

Deputy Director Solheim and I will be hosting listening sessions with Foster Parents this spring. This will be an opportunity for Foster Parents to share what is working well and what areas we can work to improve upon. Recruiting and retaining Foster Parents is a significant challenge, in order to meet the challenge we need to understand how we can increase our support and collaboration with Foster Parents. We are fortunate to have an exceptionally committed and talented group of Foster Parents who are very passionate about providing support and care to children.

Administrative Services Update by Jo Timmerman

Norwood: Census on the Admissions Unit for January averaged 10.20. The budgeted average census on this unit for 2019 is 9.00. Census on the Crossroads (locked) unit for January was 15.97, with an average 2019 budgeted census of 15.80. The new Crossroads2 (Pathways unlocked) unit had an average census for January of 6.26. The average annual census budgeted for this unit for 2019 is 8.52; this average is the result of a phasing in of residents on the unit beginning with an average of six for the months of January through June. The period July through December is assuming

increases that reach 12.5 by November and December, thus bringing the annual average census to 8.52.

Bi-weekly budget meetings for 2019 with Norwood managers began in January and are going well.

Our most recent update from our state Medicaid Representative on the 2016 TBI settlement payment outstanding is they now have the directive to rerun our claims for the remaining 2016 claims in order to reprocess and pay those service dates correctly.

Staff are actively engaged in yearend closing and cost reporting activities.

Community: Monthly budget meetings for 2019 for the community programs are going well.

Staff from Administrative Service's Division participated in two software demonstrations as part of the TCM software replacement project. Streamline Smartcare and Qualifact Carelogic programs were demonstrated to staff.

Yearend closing and cost reporting for state aids is ongoing.

Edgewater: The average daily census for January for the nursing home unit was 53.94; the budgeted average census on this unit for 2019 is 60. The TBI unit had no TBI patients in January as it awaits final licensure approval. The budgeted average census on this new unit for 2019 is 3.5. While not incurring any patient care costs on the TBI unit, it is incurring costs for health insurance for the nine new FTEs as well as the occupied bed assessment fees for the eight beds on the unit.

Bi-weekly budget meetings for 2019 with Edgewater managers began in January and are going well.

Staff are actively engaged in yearend closing and cost reporting activities.

Behavioral Health/Long Term Support Services Update by Stephanie Gudmunson

Personnel: Lisa Shrader has accepted the new CCS Service Facilitator position located at Cornerstone. Lisa started in her new position on 2/4/19.

2018 Emergency Protective Placements (EPP): 14 total
Edgewater= 5 Clark County Health Care Center= 4
Crossroads= 1 Private Nursing Home/Other= 4

Date of EPP	Accepting Facility
2/6/19	Edgewater

Physician Recruitment Update: We have had two on-site interviews with physicians over the last month. The process of determining if either are a viable candidate is still in progress.

Outpatient Clinic Waiting List Update: There has been significant movement on the waiting list for mental health intake appointments. The waiting list is currently down to 19 people. There continues to be no waiting list for AODA services.

Norwood Health Center Update by Jordon Bruce

We have hired an Occupational Therapist for our hospital unit after over one year of recruitment. We are excited to bring these services in-house vs. contracting for these services, which is a more cost-effective solution for us. We continue to recruit for a Psychiatric Nurse Practitioner that would be able to provide weekend coverage on our hospital unit. We have successfully transitioned the Pathways unit under our Crossroads license and have opened our unlocked unit for individuals living with a chronic mental illness.

Norwood Nursing Department by Liz Masanz

The admissions unit January average patient days were 9.22. We are presently trying to recruit three full time nursing RN position on PM and NOC shift. The census has been higher than average over the past few months.

The TBI unit closed as of December 31. We have been admitting long-term care patients since then. Our census is 7 right now. We have a couple patients pending from both the outpatient and the Inpatient hospital unit.

The crossroads unit has 16. We are looking forward to construction beginning on the unit bathrooms and hallway.

We continue to have Rasmussen and Mid-State nursing students at the facility completing clinical rotations.

Liz is on the Focus 2019 LTC committee again this year.

Norwood Maintenance Department by Lee Ackerman

Requests for bids have been published in Marshfield and Wisconsin Rapids newspapers asking for bids for Crossroads Renovations and Partial Roof Replacement. A mandatory preconstruction meeting was scheduled for Thursday, Jan. 24th for all interested contractors for the Crossroads project. Potential roofing bidders must do a site inspection in order to offer a bid. These requirements are meant to encourage local vendors, clarify details, and avoid "long-distance" bids from uninformed contractors. Start dates for these projects will be determined once bid has been awarded.

We are still gathering quotes for upcoming HVAC control updates, which will include updating the Annex HVAC control software program to the version now being implemented in other County owned facilities in order to maintain consistency. Lee has been consulting with Reuben on this matter.

A notice was published in Marshfield and Wisconsin Rapids newspapers asking for quotes on resealing and striping parking lots and driveways at Annex location. Work to be scheduled when weather allows.

Recent discussions with elevator service contractor (Schindler Elevator) revealed the need for future renovations to the Annex passenger elevator. Industry standards suggest a life expectancy is 20-30 year; ours will be 46 years old this year. There are no indications that failure is imminent, though plans should be made. Lee is seeking advice on needs, options, and potential costs and will be adding those recommendations to the 5-year CIP.

Norwood Dietary Department by Larry Burt

Congregate meals for the month of January totaled 8,235. Revenues for January totaled \$37,618. Meals and revenues started out 2019 less than in 2018 due to meals being cancelled for five days because of weather. Revenues in 2018 were \$47,630 and meals were 10,514.

Norwood Health Information Department by Jerin Turner

We are still recruiting for a casual transcriptionist. This position will be 16 hours a week and will help cover some of the busier times so the scribe has more time to spend with the doctor. We began purging old medical records. We must retain records for seven years, anything older than that is getting purged.

Edgewater Haven Update by Cindy Robinson

In the month of January we had 12 admissions and 2 readmissions. Current Memory Care census is 9 residents. Census comparison to last year:

January 2018 – 52.19 average census with 6.96 rehab

January 2019 – 53.94 average census with 6.25 rehab

Admissions/Discharges Comparison:

January 2018 – Admissions 14/Discharges 13/Readmissions 4

January 2019 – Admissions 12/Discharges 4/Readmissions 3

As we are settling in for a successful 2019, the long term care industry is preparing for a major change in how Medicare reimbursements will be determined. The new model of payment is referred to as PDPM, Patient Driven Payment Model. The implementation of PDPM is set for October 2019. Management has been reviewing strategies for success; on-going education and training staff to be prepared in order to maximize revenues.

Three candidates were interviewed to fill the Social Services/Admissions position. Lindsey Wigand accepted the position, effective February 4, 2019. Lindsey will be transferring from her position in Wood County as a Family Resource Coordinator. We are excited to have her join our family! She has always had the desire to work in the geriatric field and hopes to make it her life long career.

The extreme temperatures challenged our 300 South Wing with maintenance concerns. In order to ensure the comfort of our residents, we transferred the residents in that wing to the 500 North Wing on a temporary basis. The 300 North Wing will start renovations the week of March 11, therefore, residents will need to be transferred from that area the week of March 4. The 300 North residents will utilize the 300 South rooms while their rooms are being renovated. Upon completion of the 300 North rooms, the former residents will return to those rooms, being transferred from 300 South. This will allow the residents that are in the 500 North rooms to return to their rooms in 300 South. Under these circumstances, it was to our benefit that the TBI was not licensed.

FUTURE SAVINGS BY IMPROVING OUTCOMES:

STRATEGIES FOR YOUTH TRANSITIONING FROM FOSTER CARE





DURING YOUNG adulthood, important skills are developed such as decision making and behavioral and emotional regulation.

For young people in foster care, these developmental milestones can be hindered by frequent placement, housing and school changes and a lack of supportive adult connections, resources and access to services. This places them at avoidable increased risks for lower

educational attainment, higher rates of early parenting, homelessness and incarceration, compared with their peers who are not in foster care.

These disparities cause disruption and trauma that negatively affect brain development, lead to harmful outcomes for young people and cost society billions of dollars. Meanwhile, the personal costs to these young people are immeasurable.

FUTURE SAVINGS: \$4.1 BILLION¹

DISPARITY	IMPACT OF DISPARITY ON YOUTH IN FOSTER CARE	NUMBER IMPACTED BY ELIMINATING DISPARITY	ECONOMIC GAINS AND FUTURE SAVINGS
 Education	▶ Lower rates of high school graduation and reduced lifetime earnings	▶ 5,290 more young people graduate from high school per year	▶ \$2.17 billion in economic gains
 Early Parenthood	▶ Higher rates of early parenthood, resulting in a loss of income, increased medical expenses and an increased likelihood that their child will be in foster care	▶ 2,866 fewer women experience early parenthood by age 19	▶ \$295 million in first 15 years of a child's life
 Housing	▶ More likely to experience homelessness and need access to homeless shelters	▶ 4,370 fewer youth experience homelessness by age 21	▶ \$9.6 million on temporary shelter beds
 Incarceration	▶ Higher rates of juvenile and adult incarceration and recidivism	▶ 4,870 fewer youth involved in juvenile justice system by age 21	▶ \$1.6 billion on detention and incarceration

¹Additional details and methodology can be found here: (Future Savings: The Economic Potential of Successful Transitions from Foster Care to Adulthood)

POLICY STRATEGIES FOR IMPROVING LIVES AND REDUCING COSTS

There are policies that can help reduce these disparities and help young people with foster care experience get the **RELATIONSHIPS**, **RESOURCES** and **OPPORTUNITIES** they need to achieve well-being and success.



RELATIONSHIPS

Young people in foster care need permanent family connections and a network of supportive relationships, including with mentors, coaches, employers and others.

- ▶ Facilitate permanent family connections and cultivate a web of supportive relationships.
- ▶ Remove disincentives to permanent relationships that create barriers to adoption or guardianship.
- ▶ Extend foster care and permanency subsidies and supports to age 21.



RESOURCES

When leaving foster care, young people need access to critical resources, such as housing, health care and other supports.

- ▶ Provide youth-friendly housing and supportive housing services.
- ▶ Ensure access to health care, including reproductive health services.
- ▶ Implement evidence-based services for young people who are parenting.



OPPORTUNITIES

Young people need opportunities to try new things and learn new skills while in foster care.

- ▶ Connect child welfare and educational agencies to jointly support success.
- ▶ Make postsecondary education more affordable and provide support for students with foster care experience.
- ▶ Provide evidence-based career development and employment services.
- ▶ Implement programs like Opportunity Passport® that help young people learn financial literacy and save and purchase assets.

FUTURE SAVINGS

The Economic Potential of Successful
Transitions From Foster Care to Adulthood

JIM CASEY YOUTH OPPORTUNITIES INITIATIVE
THE ANNIE E. CASEY FOUNDATION

ACKNOWLEDGMENTS

The Annie E. Casey Foundation thanks the staff of Child Trends — a nonprofit research organization focused on improving the lives and prospects of children, youth and their families — for its analysis and writing support. The Foundation also appreciates Michael Pergamit, a labor economist whose research at the Urban Institute is focused on vulnerable youth, for his insightful and invaluable review and feedback on the report's methodology.

ABOUT THE ANNIE E. CASEY FOUNDATION

The Annie E. Casey Foundation is a private philanthropy that creates a brighter future for the nation's children by developing solutions to strengthen families, build paths to economic opportunity and transform struggling communities into safer and healthier places to live, work and grow. For more information, visit the Foundation's website at www.aecf.org.

ABOUT THE JIM CASEY YOUTH OPPORTUNITIES INITIATIVE

A unit of the Casey Foundation, the Jim Casey Youth Opportunities Initiative works to improve outcomes for all young people in the United States ages 14 to 26 who have spent at least one day in foster care after their 14th birthday — a population of nearly 1 million. Working with 17 sites across the country, the Jim Casey Initiative influences policy and practices to improve outcomes for teenagers and young adults who have experienced foster care as they transition to adulthood.

CONTENTS

-	p3	>	Executive Summary
	p8	>	Education
	p8	>	Early Parenthood
	p9	>	Homelessness
	p 11	>	Incarceration
	p 12	>	Recommendations
	p 15	>	Conclusion
	p 17	>	Endnotes



Executive Summary

Every year in America, thousands of young people age out of foster care, often at age 18, without being connected to a permanent family and other critical resources and opportunities needed to succeed in life. Many of these young people experience troubling outcomes. They are more likely than their peers who aren't in foster care to drop out of school, become parents before they're ready, experience homelessness or become incarcerated. For each of these young people, these consequences translate to hardship that can last a lifetime. For society, the persistent trends of poor outcomes for youth who age out of foster care have sizable negative economic effects.

Future Savings: The Economic Potential of Successful Transitions From Foster Care to Adulthood builds on two previous Jim Casey Youth Opportunities Initiative reports — *Cost Avoidance: The Business Case for Investing in Youth Aging Out of Foster Care* and *Cost Avoidance: Bolstering the Economic Case for Investing in Youth Aging Out of Foster Care* — that calculate economic costs associated with young people who age out of foster care and emphasize how billions of dollars in costs are avoidable with targeted interventions.

Future Savings explores the economic costs associated with the disparate outcomes for young people who age out of foster care in four areas: education, early parenthood, homelessness and incarceration.

For example, with the right resources, 5,290 more young people would graduate from high school each year, leading to \$2.17 billion in economic gains through increased lifetime income. Additionally, 2,866 fewer young women would experience early parenthood by the age of 19, resulting in avoided societal and taxpayer costs of \$295 million for the first 15 years of the child's life.

If transition-aged young people in care completed high school at the same rate as the general population,

5,290

more young people would graduate each year.

To address these disparate outcomes, numerous states have enacted legislation to help develop concrete solutions to ensure young people with foster care experience have what they need to thrive as they transition to adulthood. The passage of the federal Family First Prevention Services Act in February 2018 represents sweeping changes to child welfare policy that emphasize the vital importance of stable, permanent relationships as a driving factor in the health, well-being and overall success of children and youth in foster care.

What's more, during the past 20 years, there have been important reform proposals aimed at removing barriers and increasing opportunities for youth in foster care and those who age out. These proposals reflect a growing awareness of child development research and the impact of trauma on a child's life. For example, insights from neuroscience help us understand that healthy adolescent development is shaped by supportive relationships, opportunities to build skills and practice decision making and key resources that enable youth to participate in normal growing-up activities. Yet young people in foster care often face multiple barriers to achieving typical developmental milestones not only due to barriers associated with being in foster care but also because of the challenges stemming from their exposure to trauma.

There's now much greater understanding among policymakers that the adolescent brain can be rewired to heal from past trauma if the environment is supportive and responsive to the developmental needs of young people. This creates significant opportunities and urgency to align policy and practice with the science. Policymakers, influenced by effective advocacy by young people who have experienced foster care, have been steadily crafting research-based reforms to help more young people in foster care succeed in life. This is evidenced by the 2014 passage of the federal Preventing Sex Trafficking and Strengthening Families Act, which acknowledges the needs of young people during adolescence and supports opportunities for experiential learning and growth. Specifically, this includes federal and state legislation creating the "reasonable and prudent parenting" standard to remove onerous burdens on caregivers and children that prevent them from engaging in typical adolescent development activities (such as attending sleepovers and getting a driver's license).

Policymakers also know that, in addition to understanding what works in policy and practice, decision making is driven largely by fiscal considerations. As such, it is abundantly important for decision makers to be aware not only of the cost and consequence to individuals through lost opportunity, but also about the financial costs to public programs and society.

Summary of Findings

These estimates reflect costs by outcome area that could be avoided if there were no disparities between young people aging out of foster care and their peers in the general population.¹

TABLE 1: COSTS AVOIDED IF YOUNG PEOPLE TRANSITIONING FROM FOSTER CARE HAD OUTCOMES SIMILAR TO THEIR PEERS IN THE GENERAL PUBLIC


Indicator	Cost Estimate	Time Frame
Cost of not completing high school	\$2,170,000,000	lifetime gross income
Early parenthood	\$295,400,000	cost of early parenthood (parental income loss, medical expenses and the likelihood of the child ending up in foster care) for the first 15 years of the child's life
Homelessness	\$9,600,000	cost of a bed per night across homeless episodes
Incarceration	\$1,627,700,000	cost of per-day detention, cost to society and victim and recidivism rate
Total Costs Avoided > > > > \$4.1 billion		

- **Education:** 5,290 more young people would graduate from high school annually, leading to \$2.17 billion in economic gains during their working lifetimes.
- **Early parenthood:** 2,866 fewer young women would experience early parenthood by age 19, resulting in avoided societal and taxpayer costs of \$295 million for the first 15 years of the child's life.
- **Homelessness:** 4,370 fewer young people would experience homelessness, which would save \$9.6 million in spending on beds, per night across homeless episodes, needed to provide temporary shelter.
- **Incarceration:** 4,870 fewer young people would experience the juvenile justice system, resulting in \$1.6 billion less spent on the cost of per-day detention, cost of crime to society and victim and recidivism rate.

Closing the gaps in education, housing, early parenting and juvenile justice outcomes would reduce costs to society by \$4.1 billion for each new group of young people aging out of foster care.

A focus on economic costs does not minimize the emotional and personal costs for these young people. The emotional and personal costs are key considerations in any conversation about young people who leave foster care without strong and stable social, emotional and economic resources. *Future Savings* is designed to help inform and spur local, state and federal investments that can support young people who experience foster care and lessen the economic toll on public programs, society and young people.

METHODOLOGY



Future Savings examines four important outcome areas: education, early parenthood, homelessness and incarceration. This report draws from publicly available data and previously published studies to estimate how outcomes in these areas differ for young people aging out of foster care when

compared with the outcomes of their peers in the general population, as well as the costs associated with those outcome variations. Data were obtained from multiple sources (Table 2). Available data on young people with foster care experience captures 19- and 21-year-olds who may have transitioned out of care or who may still be in care. When multiple estimates were available for a given outcome, the median is used.

The cost data were obtained from peer-reviewed research. When estimating the costs, societal perspective is used, meaning costs from multiple perspectives — the individual (such as lost income), governmental (such as lost tax revenue) and service provider (such as costs for housing individuals experiencing homelessness) — were considered. Though the disparate outcomes for young people who age out of foster care affect individuals directly, they also affect society indirectly. Throughout this analysis, if the literature search resulted in multiple estimates for an outcome, the more conservative one was chosen. The median is used when several cost estimates for a given outcome were available. The costs of goods and services change over time and, as a result, the value of the dollar changes. The cost estimates used were from several different years. Therefore, the value of the dollar differed from one cost estimate to the next.



To avoid overestimating or underestimating the cost avoided and making fair comparisons between cost estimates from different years, the costs were inflated to 2017 dollars using a standard 2 percent inflation rate.^{2,3,4} Additionally, because all savings would not be wholly recognized in one year, measures that require more than one year to see the full cost savings are discounted at a standard rate of 3 percent.

Based on five years of data (2011–2015) from the Adoption and Foster Care Analysis Reporting System (AFCARS), an estimated 23,000 young people⁵ age out of foster care every year, experiencing adverse outcomes compared with the same outcomes as their peers in the general population. The avoidable costs to society increase with each new cohort. This estimate of 23,000 young people is used to approximate the number of young people who would complete high school, delay pregnancy and avoid homelessness and incarceration if young people aging out of foster care experienced outcomes at similar rates to their counterparts in the general population.

YOUNG PEOPLE WITH BETTER OUTCOMES

$$= 23,000 \times (| \text{Outcome Rate Foster Care} - \text{Outcome Rate General Population} |)$$

Next, this number is multiplied by the cost associated with each outcome. This provides the estimated cost of the disparate outcomes experienced by young people aging out of foster care.

$$\text{COSTS AVOIDED} = \# \text{ Young People With Better Outcomes} \times \text{Cost of Negative Outcome}$$


TABLE 2: DATA SOURCES FOR OUTCOMES

Data on young people with foster care experience

- > CalYOUTH Study⁶
- > Midwest Study^{7,8}
- > National Youth in Transition Database (NYTD)⁹

Data on young people in the general population

- > American Community Survey (ACS)¹⁰
- > National Longitudinal Study of Adolescent to Adult Health¹¹
- > Power to Decide¹²



Education

Many young people in foster care face unique challenges to educational achievement, including school mobility, grade retention and increased likelihood of attending low-performing schools.^{13,14} For these young people, changing high schools even once has been shown to reduce their chances, by half, of graduating when compared with their more school-stable peers.¹⁵ And yet, studies show that far too many young people in foster care are dealing with these obstacles to their well-being and success. For example, a recent study showed that a third of young people in foster care in California attended more than one school during the academic year, and about one in 10 attended three or more schools.¹⁶ Due in part to school moves, young people in care are often older than their peers in the general population, further delaying on-time graduation and increasing the likelihood they drop out.^{17,18}

Lacking a high school diploma or high school equivalency/GED is associated with an increased risk of unemployment compared with those with a high school diploma or high school equivalency/GED, especially during economic recessions.¹⁹ The decrease in earnings associated with low educational attainment is stark. Young adults without a high school diploma are more likely to hold low-skill and low-wage jobs, with an estimated lifetime income and societal tax loss of \$410,659.^{20,21,22}

According to the 2015 census, approximately 89 percent of 21-year-olds in the general population held at least a high school diploma,²³ compared with 66 percent of 21-year-olds with foster care experience.²⁴ This report focuses on high school completion rates by age 21 because of educational delays that may result from high school mobility rates.²⁵ If transition-aged young people in care graduated at the same rate as the general population, 5,290 more young people would graduate each year, resulting in \$2.17 billion in economic gains during their working lifetimes.

Early Parenthood

Adolescent mothers are more likely to drop out of school and struggle to achieve or maintain financial stability. Studies show that by age 22 only 40 percent of adolescent mothers will earn a high school diploma (compared with 83 percent of young women who did not have a teen birth),²⁶ and less than 2 percent will earn a college degree by age 30²⁷ (compared with 43 percent of young women in the general population).²⁸ Adolescent mothers are more likely to work low-wage jobs, depend on social services and experience long periods of unemployment.²⁹ Adolescent mothers are also at an increased risk of living in poverty for up to five years following the birth of their first child.³⁰ The children of adolescent parents are more likely to struggle academically, become adolescent parents themselves and experience homelessness.³¹

Young people who age out of foster care are at a higher risk of becoming young parents, compared with their general-population peers.³² Recent findings show the rate of early parenthood among transition-aged foster youth is lower for those who remain in foster

care until age 19 compared with those who exit care earlier.³³ Current data estimate that 2 percent of women in the general population give birth between age 15 and 19³⁴ compared with 26 percent of transition-aged women in foster care.³⁵ If young women³⁶ in foster care experienced birth rates similar to their counterparts in the general population, 2,866 births to young mothers would be prevented or delayed by age 19.

Adolescent mothers have an estimated taxpayer and societal cost of \$6,869 per year for the first 15 years of parenthood, or \$103,038 for the first 15 years of parenthood. The cost to society and taxpayers includes parental income loss, medical expenses and the likelihood of the child ending up in foster care.³⁷ Using these estimates, the total cost of adolescent parenthood among young women who age out of foster care is about \$295 million for the first 15 years of their child's life. This cost estimate represents a conservative estimate — the calculation does not account for the costs associated with multiple births or certain negative future outcomes for the child.

Homelessness

Housing instability for adolescents is associated with juvenile delinquency, lower educational attainment, food insecurity and physical and mental health risk factors.³⁸ Further, young people experiencing homelessness are at an increased risk of isolation from family, decreased employment opportunities, extreme stress and exposure to harm.³⁹ Housing instability and homelessness lead to the need for housing assistance and increased use of emergency services, which exact a cost on communities.⁴⁰ Reasons for housing instability and homelessness vary among young people, but a recent review of the literature points to poverty, abuse, family conflict and psychosocial issues as the primary reasons.⁴¹

According to the National Longitudinal Study of Adolescent to Adult Health (respondents ages 18–26), approximately 4 percent of adolescents in the general population experience homelessness.⁴² By comparison, approximately 23 percent of young people who age out of foster care will experience homelessness by the age of 21.⁴³ This report focuses the cost estimate on homelessness reported at age 21 to capture the population who may have aged out or left care by 21.^{44–45,46} If adolescents transitioning out of foster care were homeless at the rate of the general population, 4,370 fewer individuals would experience homelessness.

Estimating the cost of homelessness is difficult considering the many services and needs of individuals experiencing homelessness. Shelters and housing assistance programs vary in the extent to which they attempt to meet the housing, physical health and mental health needs of the individuals they serve. To produce conservative estimates and minimize double counting between the estimates of these services and costs of other factors associated with homelessness, this report focuses only on the cost of providing a bed per individual in a transitional housing setting per year, which is \$13,000, or \$36 per person per night.⁴⁷

If young women in foster care experienced birth rates similar to their counterparts in the general population,

2,866

births to young mothers would be prevented or delayed by age 19.

TABLE 3: # OF YOUNG PEOPLE WHOSE HOMELESSNESS COULD BE AVOIDED AT DIFFERENT EPISODE LENGTHS

Nights Homeless (Longest Episode)	% of Those Who Reported Homelessness ⁴⁸	Estimated # Who Would Avoid Homelessness
1 night	18%	769
2 to 7 nights	30%	1,328
8 to 30 nights	23%	983
31 to 90 nights	18%	769
> 90 nights	12%	516
Total # Estimated to Avoid Homelessness > > > > >		4,370

If adolescents transitioning out of foster care had housing at the rate of the general population,

4,370

fewer individuals would experience homelessness.

Considering the wide variety in the length of homelessness episodes (such as number of unique times a young person reports experiencing homelessness) reported by young people transitioning out of foster care, this report calculates homelessness cost based on the young person's longest episode of homelessness (Table 3). The first two columns in Table 3 present findings from the Midwest Study.⁴⁹ The first column provides categories of homelessness episodes and the second column lists the percent of young people who identified each episode as their longest homelessness episode. For example, 23 percent of those who reported homelessness since discharge reported their longest homeless episode lasted between eight to 30 nights. The last column estimates the number of young people with foster care experience who would avoid homelessness for each episode length if these emancipated young people experienced homelessness at the rate of their peers in the general population.

Using the estimates for those who would avoid homelessness, this report calculates the total cost of homeless episodes among the 4,370 young people. This report uses midrange estimates for the length of homeless episodes. For example, if an episode of two to seven nights would be avoided, the costs are estimated for four and a half nights (\$1,125, \$36 per night). This calculation results in estimated costs of \$4.2 million for the episodes detailed in Table 3. Evidence from the Midwest Study revealed the mean number of homelessness episodes to be 2.1, meaning most young people experienced multiple occurrences of homelessness.⁵⁰ Therefore, the estimated \$4.2 million is multiplied by 2.1 episodes and inflated to 2017 dollars to get a total cost estimate of \$9.6 million.

Incarceration

The reasons a young person may commit a crime or engage in delinquent behavior are complex, but growing research points to two factors: contextual disadvantages and adolescent cognitive development.⁵¹ First, contextual disadvantages include exposure to trauma, maltreatment, poverty, poor family-child interactions and a lack of environmental safety that put adolescents at an increased risk for criminal behavior.^{52,53} These risk factors are associated with internalizing and externalizing behavioral issues such as depression, anxiety, conduct problems and other antisocial behaviors. Evidence of this includes the fact that adolescents with juvenile justice involvement have a higher rate of traumatic experiences and post-traumatic stress disorder compared with adolescents without juvenile justice experiences.⁵⁴ Second, during adolescence, socioemotional and cognitive control systems go through rapid and dramatic changes that are associated with increased reward-seeking behavior and poor impulse control. While the transition to adulthood comes with improved impulse control and self-regulation,⁵⁵ lasting effects on brain development due to trauma and unresolved adolescent behavioral issues can hinder the transition to adulthood. This ongoing brain development helps explain the higher rate of delinquency among adolescents compared with adults.⁵⁶

While the rate of juvenile arrest and incarceration have both declined significantly in the past two decades, young people transitioning out of foster care continue to be at increased risk for both.⁵⁷ According to the U.S. Department of Justice, the rate of incarceration is 65 per 100,000 individuals, or 0.06 percent, for young people up to 21 years old in the general population.⁵⁸ For young people with foster care experience, the incarceration rate is significantly higher. According to the NYTD data, by age 21, 26 percent have been incarcerated.⁵⁹ To calculate the cost of criminal justice involvement, this report gathers data on crime type, length of stay and recidivism from the Office of Juvenile Justice and Delinquency Prevention (OJJDP), fiscal year 2015 data. Length of stay was measured as the length of residential placement following arrest, detention or adjudication for young adults under 21 years old.⁶⁰ Finally, this report draws from the literature to determine the rate of recidivism among young people. To calculate the total cost of incarceration, estimates of the cost of a one-day detention placement,⁶¹ the cost to society⁶² and the rate of recidivism^{63,64} were used. The cost to society consists of two categories: the cost to the victim (based on the type of crime) and the cost to society (cost of court services, cost of arrest).⁶⁵ All of these costs were updated to 2017 dollars.⁶⁶

If young people with foster care experience avoided confinement at the rate of young people in the general population, 4,870 fewer would experience incarceration. According to OJJDP data, more than half of young people spend less than three months in detention, whether incarcerated or in a residential placement. In 2015, approximately 8 percent spent more than one and a half years in detention. Using this information, it was determined that the cost of detention for young people with foster care experience is \$253,630,267.

TABLE 4: COSTS ASSOCIATED WITH JUVENILE INCARCERATION

Cost of detention

> \$253,630,267

Cost of crime to society and victim

> \$486,240,348

Recidivism rate — youth with foster care experience: youth in general population

> 2:1

Total Cost Incarceration

> \$1,627,700,000

If young people with foster care experience avoided confinement at the rate of young people in the general population,

4,870

fewer would experience incarceration.

Crime category data for all young people incarcerated, which count those who were detained or committed in 2015, were included. For example, of all young people who were incarcerated, approximately 8 percent committed assault and approximately 10 percent committed robbery or household burglary.⁶⁷ Using the complete OJJDP list of crimes, it was determined that the cost of crime to the victim and the criminal justice system was \$486,240,348. Considering that recidivism among young people with foster care experience is twice the general population, the estimates were doubled, bringing the total crime and detention cost to \$1,627,700,000.^{68,69}

Recommendations

Like all youth, young people in foster care need relationships, opportunities and resources to achieve well-being and success. Meeting these needs during the period of adolescent development paves a successful road to adulthood. Building on a series of bipartisan reform efforts over the years, policymakers today have new opportunities to help young people in foster care — and those who've aged out — succeed in life.

The following strategic investments in policy and practice efforts can remove barriers and maximize opportunities for young people to succeed while also helping mitigate future costs to society.

Relationships

Policy and practice should facilitate permanent family connections and cultivate a network of supportive relationships with mentors, coaches, employers and other caring adults. A policy framework should include the following priorities:

- Help young people and caring adults in their lives maintain permanent connections by understanding and working through their history of trauma.
- Remove disincentives to permanency such as limited eligibility for transition and higher education resources and policies that provide families less financial support when they choose to become a permanent resource.
- Extend foster care and permanency subsidies to age 21 with developmentally appropriate resources (see *Foster Care to 21: Doing It Right*).

Opportunities

Child development research underscores that age-appropriate opportunities are essential to enable children and young people to grow emotionally, mentally, physically, socially and academically. These opportunities are particularly important for young people in foster care who, because of well-meaning policies and rules, often face barriers to

enjoying and learning from the normal, everyday activities that their peers who aren't in foster care have. Opportunities to succeed in school are the foundation for success. Academic success, including in higher education, leads to work and career opportunities, which are linked to financial security. A policy and practice framework should include the following priorities:

- Ensure collaboration between child welfare and educational agencies to keep children in foster care in the same school when living placements change and ensure that children in foster care who do change schools are promptly enrolled in a new school, with the relevant school records per the Fostering Connections Act.
- Increase opportunities for youth in and transitioning from foster care to successfully complete a postsecondary education by making higher education more affordable and by supporting retention, success and completion of higher-education programs. Helpful policies include ensuring timely implementation of the extended availability (to age 26) of Education and Training Vouchers per the Family First Prevention Services Act; making tuition waiver programs available to youth aging out of foster care; addressing rising college debt through loan forgiveness programs; and improving the application and enrollment processes for young people pursuing higher-education programs.
- Provide evidence-based career development and employment services to prepare young people for living-wage jobs.
- Implement the Opportunity Passport[®] program. Established by the Foundation's Jim Casey Youth Opportunities Initiative[®], this program teaches young people financial literacy, assists with opening a bank account and provides a matched-savings program to give young people the developmental experience of managing finances and making wise decisions about how to spend their savings, incentivizing purchases of assets that support long-term success.

Resources


The transition to adulthood is commonly understood to be a gradual process that spans ages 18 through 25. For young people not involved in foster care, this process is marked by gradual independence from family, including in the areas of housing and residence, employment, education, finances and parenting. However, young people who age out of foster care often experience a rapid transition. They often find themselves completely on their own, without access to critical resources, such as housing, health care and other services. A policy framework should include the following priorities:

- Increase the supply of youth-friendly housing and supportive housing services.
- Ensure young people's access to health care, including reproductive health services and the information and skills needed to make informed decisions about whether and when to become parents.

- Provide services, resources and opportunities to young people who are expecting or parenting, including evidence-based home visiting as well as child care.

Additional considerations should be given to young people who are involved in the juvenile justice system. Policy priorities should include the following:

- Expand programs and policies that divert youth from juvenile justice involvement and ensure that youth in foster care have equal access to all diversion opportunities and services.
- Adopt policies and practices across child welfare settings that create options for agencies and families to address youth misbehavior without involving police or courts (such as restorative practices).
- Track police and court referrals from child welfare placements and bring together an interdisciplinary team to reduce those referrals.
- Provide resources to youth in foster care who are on probation to help them avoid violations that may result in incarceration.



Conclusion

Future Savings emphasizes the economic costs that could be avoided by improving conditions to change the life trajectory for young people who age out of foster care. This publication is designed to show how local, state and federal investments can better support young people and prevent future economic costs.

The recent passage of the federal Family First Prevention Services Act (Family First) provides many opportunities to bolster child welfare policy to prioritize stable, permanent relationships as a driving factor in the health, well-being and overall success of children and youth in foster care. A central intent of the new federal law is to strengthen prevention efforts that reduce the need for foster care. It does this by providing states with access to matching federal funds for the costs of certain evidence-based prevention services. The law also seeks to reduce more costly group placements by limiting reimbursement for these settings and encouraging placement in family foster or kinship care. Family First can serve as a critical means for states to engage in a more proactive services approach that could help jurisdictions avoid the costs and lost economic potential that are incurred when child welfare system efforts fail.

The Casey Foundation's recently published brief, *Fostering Youth Transitions: Using Data to Drive Policy and Practice Decisions*, can be used to help inform implementation of Family First, as well as spur state public policy advocacy. This 50-state brief, which provides data on young people in and transitioning from foster care, includes several key outcome measures related to findings that are highlighted in *Future Savings'* analyses. These and other data on young people transitioning from foster care can be found at Casey's KIDS COUNT Data Center.

Casey's Jim Casey Initiative draws on the experience of young people to help develop solutions and spur policy improvements to give young people in foster care the best chances possible to thrive as they transition into adulthood. These efforts are critical to the countless young people who will continue shaping the future of the nation and their own lives.




ENDNOTES

- 1 In this analysis, outcomes of youth with foster care experiences are compared with those of youth in the general population for two reasons. First, society's expectations for youth with foster care experiences should not be lower due to those experiences. Second, comparison data are not available to make consistent and reliable cost estimates for all disadvantaged groups in the population.
- 2 Bureau of Labor Statistics. (2018). *CPI — all current consumers (current series)*. Retrieved from https://data.bls.gov/timeseries/CUUR0000SAoL1E?output_view=pct_12mths
- 3 Muenning, P. (2008). *Cost-effectiveness analysis in health: A practical approach*. San Francisco, CA: Jossey-Bass.
- 4 Cost estimates are discounted at 3 percent when the costs avoided would not be wholly realized within the year. Cost estimates are inflated to 2017 using a standard inflation rate of 2 percent.
- 5 Based on five years of data (2011–2015) from the Adoption and Foster Care Analysis Reporting System (AFCARS), Department of Health and Human Services, Administration for Children and Families, Administration on Children, Youth and Families, Children's Bureau. Retrieved from www.acf.hhs.gov/cb/research-data-technology/statistics-research/afcars
- 6 Courtney, M. E., Okpych, N. J., Charles, P., Mikelle, D., Stevenson, B., Park, K.,...Feng, H. (2016). *Findings from the California Youth Transitions to Adulthood Study (CalYOUTH): Conditions of youth at age 19*. Chicago, IL: Chapin Hall at the University of Chicago. Retrieved from www.chapinhall.org/wp-content/uploads/CY_YT_RE0516_4.pdf
- 7 Courtney, M. E., Dworsky, A., Ruth, G., Keller, T., Havlicek, J., & Bost, N. (2005). *Midwest evaluation of the adult functioning of former foster youth: Outcomes at age 19*. Chicago, IL: Chapin Hall Center for Children at the University of Chicago. Retrieved from www.chapinhall.org/wp-content/uploads/Courtney_Midwest-Evaluation-Adult-Functioning_Report_2005.pdf
- 8 Courtney, M. E., Dworsky, A., Cusick, G. R., Havlicek, J., Perez, A., & Keller, T. (2007). *Midwest evaluation of the adult functioning of former foster youth: Outcomes at age 21*. Chicago, IL: Chapin Hall Center for Children at the University of Chicago. Retrieve from www.chapinhall.org/wp-content/uploads/Midwest-Eval-Outcomes-at-Age-21.pdf
- 9 Department of Health and Human Services, Administration for Children and Families, Administration on Children, Youth and Families, Children's Bureau. *National Youth in Transition Database (FY 2011–2015)*. Retrieved from www.acf.hhs.gov/cb/research-data-technology/reporting-systems/nytd
- 10 U.S. Census Bureau. (2015). *American Community Survey 2015: ACS 1-year PUMS files*. Retrieved from www.census.gov/programs-surveys/acs/technical-documentation/pums/documentation.html
- 11 Harris, K.M., Halpern, C. T., Whitsel, E., Hussey, J., Tabor, J., Entzel, P., & Udry, J. R. (2009). *The National Longitudinal Study of Adolescent to Adult Health: Study design: Wave III*. Retrieved from www.cpc.unc.edu/projects/addhealth/design/wave3
- 12 Power to Decide (formerly the National Campaign to Prevent Teen and Unplanned Pregnancy). (2018). *National data*. Retrieved from <https://powertodecide.org/what-we-do/information/national-state-data/national>
- 13 Rumberger, R. W., Larson, K. A., Ream, R. K., & Palardy, G. A. (1999). *The educational consequences of mobility for California students and schools*. Berkeley, CA: Policy Analysis for California Education. Retrieved October 25, 2018, from https://nepc.colorado.edu/sites/default/files/pb_rumberger-student-mobility.pdf

- 14 Barrat, V. X., & Berliner, B. (2013). *The invisible achievement gap: Education outcomes of students in foster care in California's public schools*. San Francisco, CA: WestEd. Retrieved October 25, 2018, from <https://youthlaw.org/wp-content/uploads/2015/05/the-invisible-achievement-gap-report.pdf>
- 15 Rumberger, R. W., Larson, K. A., Ream, R. K., & Palardy, G. A. (1999).
- 16 Barrat, V. X., & Berliner, B. (2013).
- 17 Barrat, V. X., & Berliner, B. (2013).
- 18 Courtney, M. E., Okpych, N. J., Charles, P., Mikelle, D., Stevenson, B., Park, K.,...Feng, H. (2016).
- 19 Carnevale, A. P., Jayasundera, T., & Gulish, A. (2016). *America's divided recovery: College haves and have-nots*. Washington, DC: Georgetown University Center on Education and the Workforce. Retrieved from <https://cew.georgetown.edu/wp-content/uploads/Americas-Divided-Recovery-web.pdf>
- 20 Center for Labor Market Studies. (2014, January). *Net annual fiscal contributions of US adults aged 18-64 by education attainment, 2009-2012*. Boston, MA: Northeastern University. Retrieved from www.caalusa.org/NetFiscalContributions09-12.pdf
- 21 Rouse, C. E. (2005, September). *The labor market consequences of an inadequate education*. Prepared for the "Equity Symposium on the Social Costs of Inadequate Education" at Teachers' College, Columbia University. Retrieved from www.researchgate.net/profile/Peter_Muennig/publication/265997678_The_Labor_Market_Consequences_of_an_Inadequate_Education/links/551325690cf23203199ba031.pdf
- 22 The discounted lifetime income loss of not having a high school degree is based on the median of lifetime income losses provided by Center for Labor Market Studies (2014, January) and Rouse, C. E. (2005, September), which were both inflated to 2017 dollars using a standard inflation rate of 2 percent.
- 23 U.S. Census Bureau. (2015).
- 24 High school graduation rate for young people with care experience by 21 was determined by taking median of rates provided by National Youth in Transition Database (65 percent) and the Midwest Study (67 percent).
- 25 Barrat, V. X., & Berliner, B. (2013).
- 26 Power to Decide (formerly the National Campaign to Prevent Teen and Unplanned Pregnancy). (2018). *Why it matters*. Retrieved from <https://powertodecide.org/what-we-do/information/why-it-matters>
- 27 Hoffman, S. D. (2006). *By the numbers: The public costs of adolescent childbearing*. Washington, DC: The National Campaign to Prevent Teen Pregnancy. Retrieved October 25, 2018, from http://media.khi.org/news/documents/2011/04/25/Public_Costs_of_Teen_Childbearing.pdf
- 28 Ryan, C. L., & Bauman, K. (2016, March). *Educational attainment in the United States: 2015*. Washington, DC: U.S. Census Bureau. Retrieved from www.census.gov/content/dam/Census/library/publications/2016/demo/p20-578.pdf
- 29 Canfield-Davis, K., Jain, S., & Meyer, B. W. (2011). The effect of parenthood education on self-efficacy and parent effectiveness in an alternative high school student population. *Professional Counselor*, 1(1), 29-40.
- 30 Power to Decide (formerly the National Campaign to Prevent Teen and Unplanned Pregnancy). (2018).
- 31 Hoffman, S. D., & Maynard, R. A. (2008). *Kids having kids: Economic costs and social consequences of teen pregnancy* (2 ed.). Washington, DC: The Urban Institute.
- 32 Shpiegel, S., Cascardi, M., & Dineen, M. (2017, May). A social ecology analysis of child birth among females emancipating from foster care. *Journal of Adolescent Health*, 60(5), 563-569.

- 33 Courtney, M. E., Dworsky, A., Ruth, G., Keller, T., Havlicek, J., & Bost, N. (2005).
- 34 Power to Decide (formerly the National Campaign to Prevent Teen and Unplanned Pregnancy). (2018).
- 35 Of the young women with foster care experience in the CalYOUTH study, Midwest study and NYTD data, 26 percent, 44 percent and 19 percent, respectively, had a child by age 19. The median of these estimates is 26 percent.
- 36 Due to data availability concerns (number of young fathers transitioning out of foster care and the cost associated with young fatherhood) data on young fathers are not included.
- 37 While Hoffman, S. D., & Maynard, R. A. (2008) provide estimates for the likelihood of crime, we did not include that information in our calculations.
- 38 Aratani, Y. (2009). *Homeless children and youth: Causes and consequences* (Brief). New York, NY: National Center for Children in Poverty. Retrieved from www.nccp.org/publications/pdf/text_888.pdf
- 39 Aratani, Y. (2009).
- 40 Wong, Y. I., Park, J. M., & Nemon, H. (2006). *Homeless service delivery in the context of continuum of care*. Retrieved from http://repository.upenn.edu/cgi/viewcontent.cgi?article=1038&context=spp_papers
- 41 Embleton, L., Lee, H., Gunn, J., Ayuku, D., & Braitstein, P. (2016, May). Causes of child and youth homelessness in developed and developing countries: A systematic review and meta-analysis. *JAMA Pediatrics*, 170(5), 435–444.
- 42 Harris, K.M., Halpern, C. T., Whitsel, E., Hussey, J., Tabor, J., Entzel, P., & Udry, J. R. (2009).
- 43 By 21 years old, 18 percent to 28 percent experience homeless, according to the Midwest study and NYTD. Note: The Midwest Study reported on homelessness at between exit from foster care and 21 years of age. NYTD asks respondents about homelessness between the ages of 19 and 21. Thus, those who reported homelessness in NYTD outcomes data may or may not have exited care by the age of 21.
- 44 While most states (40) allow young people to stay in care up to 21 years old, 77 percent of states report that young people leave care before the maximum age of foster care.
- 45 Fryar, G., Jordan, E., & DeVooght, K. (2017). *Supporting young people transition from foster care: Findings from a national survey*. Washington, DC: Child Trends. Retrieved from www.childtrends.org/wp-content/uploads/2017/11/SYPTFC-Findings-from-a-National-Survey-11.29.17.pdf
- 46 Dworsky, A., Napolitano, L., & Courtney, M. (2013, December). Homelessness during the transition from foster care to adulthood. *American Journal of Public Health*, 103(2), S318–S323. Retrieved from www.ncbi.nlm.nih.gov/pmc/articles/PMC3969135
- 47 Wong, Y. I., Park, J. M., & Nemon, H. (2006).
- 48 Courtney, M.E., Dworsky, A., Cusick, G.R., Havlicek, J., Perez, A., & Keller, T. (2007).
- 49 Courtney, M.E., Dworsky, A., Cusick, G.R., Havlicek, J., Perez, A., & Keller, T. (2007).
- 50 Courtney, M.E., Dworsky, A., Cusick, G.R., Havlicek, J., Perez, A., & Keller, T. (2007).
- 51 Ford, J. D., Chapman, J. F., Hawke, J., & Albert, D. (2007, June). *Trauma among youth in the juvenile justice system: Critical issues and new directions* (Research and program brief). Retrieved from www.ncmhjj.com/wp-content/uploads/2013/10/2007_Trauma-Among-Youth-in-the-Juvenile-Justice-System.pdf
- 52 Steinberg, L. (2009). Adolescent development and juvenile justice. *Annual review of clinical psychology*, 5, 459–485.
- 53 Shader, M. (2001). *Risk factors for delinquency: An overview*. Washington, DC: U.S. Department of Justice, Office of Justice Programs, Office of Juvenile Justice and Delinquency Prevention. Retrieved October 25, 2018, from www.ncjrs.gov/pdffiles1/ojjdp/frd030127.pdf

- 54 Ford, J. D., Chapman, J. F., Hawke, J., & Albert, D. (2007, June).
- 55 Steinberg, L. (2009).
- 56 Steinberg, L. (2009).
- 57 Office of Juvenile Justice and Delinquency Prevention. (2017). *OJJDP statistical briefing book*. Washington, DC: U.S. Department of Justice, Office of Justice Programs. Retrieved from www.ojjdp.gov/ojstatbb/crime/JAR_Display.asp?ID=qao5200
- 58 Office of Juvenile Justice and Delinquency Prevention. (2017).
- 59 NYTD asks respondents at age 17 about ever experiencing incarceration, and at 19 and 21, about experiencing incarceration in the past two years. For our calculations, we are using the percent of young adults who have ever been incarcerated by age 21.
- 60 Sickmund, M., Sladky, T.J., Kang, W., & Puzzanchera, C. (2017). *Easy access to the Census of Juveniles in Residential Placement: 1997–2015*. Retrieved from www.ojjdp.gov/ojstatbb/ezacjrp
- 61 Justice Policy Institute. (2014, December). *Sticker shock: Calculating the full price tag for youth incarceration*. Washington, DC: Author. Retrieved from www.justicepolicy.org/uploads/justicepolicy/documents/sticker_shock_final_v2.pdf
- 62 McCollister, K. E., French, M. T., & Fang, H. (2010). The cost of crime to society: New crime-specific estimates for policy and program evaluation. *Drug and Alcohol Dependence*, 108(1), 98–109.
- 63 Herz, D. C., Ryan, J. P., & Bilchik, S. (2010). Challenges facing crossover youth: An examination of juvenile-justice decision making and recidivism. *Family Court Review*, 48(2), 305–321.
- 64 Huang, H., Ryan, J. P., & Herz, D. (2012). The journey of dually-involved youth: The description and prediction of rereporting and recidivism. *Children and Youth Services Review*, 34(1), 254–260.
- 65 McCollister, K. E., French, M. T., & Fang, H. (2010).
- 66 To calculate the cost of juvenile justice involvement of young people with foster care experiences, three factors were taken into consideration: recidivism rate of young people with foster care experiences; the cost of detention per day, which is based on estimates from Justice Policy Institute (2014, December); and the cost of crime to society and victim, based on McCollister, K. E., French, M. T., & Fang, H. (2010). The Justice Policy Institute (2014, December) provided costs for varying episodes of detention from less than a month to over a year. Detention rates for young people in the general population were assumed to be the same as those with foster care experiences. The most recent data (2015) of detention spells was used to determine the number of young people who could experience detention at each episode. The number of young people at each detention episode was multiplied by the cost of that detention episode as identified in Justice Policy Institute (2014, December). To calculate the cost of crime, *Future Savings: The Economic Potential of Successful Transitions From Foster Care to Adulthood* draws from estimates provided by McCollister, K. E., French, M. T., & Fang, H. (2010) who used numerous estimates from previous studies that were discounted at 3 percent or 3.5 percent. Child Trends adjusted for the subject population by dropping studies that were not relevant to the report or the population such as those that were specific to a certain state or used incomparable methods. Child Trends then took the mean estimate for each crime category that correlated with the type of crimes reported by the Midwest Study. Both estimates were inflated to 2017 dollars using a standard inflation rate of 2 percent.
- 67 Sickmund, M., Sladky, T.J., Kang, W., & Puzzanchera, C. (2017).
- 68 Herz, D. C., Ryan, J. P., & Bilchik, S. (2010).
- 69 Huang, H., Ryan, J. P., & Herz, D. (2012).




**Marshfield Area Respite Care Center, Inc.
MARCC**

P.O. Box 485 | Marshfield, Wisconsin 54449
715-384-8478
www.marshfieldrespite.org

January 15, 2019

Wood County Human Services Staff
Client Benefits
2611 12th St. S
Wisconsin Rapids, WI 54494



Dear Friends,

Thank you so much for your generous contribution to the Marshfield Area Respite Care Center. As a United Way Partner, MARCC provides a social program to participants with memory impairment. Caregivers then have time to rejuvenate their energy to meet the needs of their loved ones.

Your contribution has enabled us to keep the doors open after the Wesley United Methodist Church fire. Your generosity has touched the lives of many. Families in financial need received 1500 hours of adult day services valued at \$9000.00.

Thank you for helping us move forward during this time of crisis with your gifts.

Sincerely,

Marilyn Seidl-Kramer
Director

Marshfield Area Respite Care Center, a United Way Partner received monetary donation of \$330.00 in 2018. Marshfield Area Respite Care Center is a 501c3 non-profit organization.



Edgewater Credit Card Statement - January 2019

Date	Description	Nursing 54201	Laundry 54212	Dietary 54213	Maint. 54215	Therapy 54216	Activities 54218	Soc Serv 54219	Admin 54219	Donation Acct
1/3/2019	Can Opener replacement knife				\$ 44.41					\$ -
1/10/2019	Parts bin				100.32					
1/9/2019	Registration fee for DON Council	75.00								
1/9/2019	DON Symposium	349.00								
1/16/2019	Activities Supplies						19.99			
1/10/2019	Picture Frames 500 N							118.70		-
1/9/2019	Adaptive Cups			101.64						
12/20/2018	Décor TBI Unit							100.94		-
12/20/2018	Décor TBI Unit							58.03		
12/20/2019	Décor TBI Unit							42.00		
12/30/2018	Refund Deliver Cost							(75.00)		-

Total	\$ 424.00	\$ -	\$ 101.64	\$ 144.73	\$ -	\$ 19.99	\$ 244.67	\$ -	\$ -
--------------	------------------	-------------	------------------	------------------	-------------	-----------------	------------------	-------------	-------------

Total Usage January 2019 \$ 935.03

CREDIT CARD SUMMARY- HUMAN SERVICES DEPARTMENT

Statement Date
Amount Due
Due Date
Date Received
Date Paid
VOUCHER #

WALMART	USBANK
12/19/18-1/17/19	
\$0.00	\$14,222.15
TOTAL	\$14,222.15
2/16/2019	
1/28/2019	
1/31/2019	
40190382	

Object	Description	Program Amount	NHC-CRISIS STABILIZATION 2017	NHC SNF-CMI 2024	NHC SNF TBI 2025	NHC INPATIENT 2026	NHC DIETARY 2050	PLANT OPS & MAINT 2051	CHILD WELFARE 4001	YOUTH AIDS 4005	BIRTH TO THREE 4040	FAMILY SUPPORT 4045	CHILD. WAIVER 4050	CSP 4055	OPC MH 4060	CCS 4065	CRISIS LEGAL 4070	OPC AODA 4080	OPC DAY TREATMENT 4085	ADMIN 4099	Capital Projects Norwood 9400
250	OTHER PURCHASES-WAIVERS	1,471.06											1,471.06							465.74	
311	OFFICE SUPPLIES	465.74																			
331	MEETINGS / TRAVEL	1,515.84	590.00								180.00	60.00	5.00	280.42	55.00	280.42	55.00	5.00	5.00		
333	MEALS/LODGING	499.00							417.00	82.00											
340	FOOD	27.28					27.28														
341	PROGRAM SUPPLIES	1,708.86		255.77	41.66	41.67	8.00	49.95							887.74				459.16		
342	CRISIS LEGAL GRANT SUPPLIES	903.07															903.07				
390	CW-IHSS SUPPORT	6,398.28							6,398.28												
823	Building Improvements	1,234.92																			1,234.92
TOTAL		\$ 14,222.15	590.00	255.77	41.66	41.67	35.28	49.95	6,813.28	82.00	180.00	60.00	1,476.06	280.42	912.75	280.42	958.07	459.16	5.00	465.74	1,234.92

CVSO Report to the Wood County Health and Human Services Committee

Meeting Date: February 23, 2019

Caseload activity for January - 58 new veterans served. During the month of January, we completed/submitted 357 federal forms to include:

- 33 intent to file a claim (this marks the effective date while we assist the veteran in gathering all the required supporting documentation)
- 2 Notice of Disagreement (appeal)
- 17 new claims for disability compensation
- 4 new claim for pension
- 6 new claim for surviving spouse benefits (DIC or surviving spouse pension)
- 11 new applications for VA Healthcare
- 35 appointment of Claimants Representative (POA for American Legion, VFW, DAV etc.)
- 14 burial and marker applications

Activities:

1. Completed as of February 20th:
 - a. January 22 - National Veterans Legal Services Program Webinar on the VA's new pension requirements.
 - b. February -14 Council on Veterans program and Wisconsin Department of Veterans Affairs Board meeting.
 - c. February 20 – Presentation as part of Crisis Intervention Team. Panel member to brief Dispatchers and Correctional Officers on our services.
2. Near Future:
 - a. February 21 – Meeting with Tomah VA Medical Center Public Affairs Staff to work on the Marshfield Area Veterans Expo.
 - b. March 8- Meeting with State Representative Nancy Vander Meer (she will be in Wisconsin Rapids for other meetings) Rep. Vander Meer is vice chairperson of the Assembly Veterans and Military Affairs committee.
 - c. March 12 – Tomah VA Medical Center Quarterly meeting for CVSO's and Congressional Liaisons.
 - d. April 2 – Wisconsin Counties Association County Ambassador day at the Capital.
 - e. April 8-12 – CVSO Association of Wisconsin's Spring Training Conference in Racine.

Office updates:

1. Wood County veteran hiring initiative: Veterans preference and Disabled Veterans preference given to applicant for Assistant CVSO. No progress in this reporting period for countywide positions.
Meeting with Local and State Disabled American Veterans Commanders. The State Commander was in Wisconsin Rapids speaking to various people on how they can make the Local Chapter more effective in the area. Wood County has a DAV chapter in Wisconsin Rapids and Marshfield.
2. The Wisconsin Department of Veterans Affairs has again allowed counties to access the report of newly discharged veterans residing in their counties. The U.S. Department of Defense has sent each state information regarding the discharge of military personnel to that state for years. Under a previous WDVA Secretary, releasing that information to counties stopped citing privacy concerns. Last year the

Agenda Item 4b – Consent Veterans Department Head Narrative page 2

WDVA reversed that decision and counties are again provided that information. Letters were sent to individuals that we have not had contact with. In some cases we identified issues with their military service and strongly suggested they contact us. Others were sent a generic offer for services. This is the reason for the unusually large number of new veterans served in the first line of this report.

Committee Report

County of Wood

Report of claims for: Edgewater Haven

For the period of: January 2019

For the range of vouchers: 12190001 - 12190073 12180884 - 12180892

Voucher	Vendor Name	Nature of Claim	Doc Date	Amount	Paid
12180884	HOME DEPOT CREDIT SERV (Edgewater)	DEC BILL	01/16/2019	\$776.28	P
12180885	ASPIRUS RIVERVIEW HOSPITAL & CLINICS	LABS AND IMAGING	01/16/2019	\$455.89	P
12180886	WI DEPT OF JUSTICE	CRIMINAL BACKGROUND CHECKS	01/16/2019	\$100.00	P
12180887	GREENFIELD REHABILITATION AGENCY INC	MONTHLY THERAPY FOR RESIDENTS	01/24/2019	\$17,007.28	P
121808877R	PIGGY WIGGLY SUPERMARKET	RESIDENT FOOD	01/16/2019	\$61.54	P
12180888	WAL-MART COMMUNITY/SYNCB	ACTIVITY SUPPLIES	01/24/2019	\$39.84	P
12180889	ESTATE RECOVERY COLLECTIONS	REFUND OVERPAYMENT	01/24/2019	\$57.88	P
12180890	PETTY CASH	REIMBURSE PETTY CASH	01/24/2019	\$228.91	P
12180891	ROBINSON CYNTHIA	MEALS AND MILEAGE	01/24/2019	\$793.75	P
12180892	WOOD TRUST BANK	MULTIPLE DEPT EXPENSE	12/31/2018	\$125.97	P
12190001	SARAZIN SHARI	MUSIC FOR RESIDENTS	01/02/2019	\$90.00	P
12190002	BSG MAINTENANCE INC	CONTRACT HOUSEKEEPING/LAUNDRY	01/02/2019	\$13,957.02	P
12190003	CHARTER COMMUNICATIONS- MILWAUKEE	MONTHLY CABLE FOR RESIDENTS	01/12/2019	\$1,628.70	P
12190004	FREEDOM PEST CONTROL LLC	MONTHLY PEST CONTROL SERVICE	01/04/2019	\$55.00	P
12190005	HIBU INC	YELLOW BOOK FOR ALL 2019	01/02/2019	\$480.00	P
12190006	WI DEPT OF HEALTH & SOC SERV	MONTHLY BED ASSESMENT	01/01/2019	\$14,620.00	P
12190007	SCHUMACHER TOM	MUSIC FOR RESIDENTS	01/10/2019	\$80.00	P
12190008	EDWARD DON & CO	KITCHEN SUPPLIES	01/16/2019	\$301.30	P
12190009	EO JOHNSON COMPANY INC	SHREDDER CONTRACT	01/16/2019	\$85.00	P
12190010	GANNETT WISCONSIN MEDIA	NEWSPAPER FOR RESIDENTS	01/16/2019	\$61.00	P
12190011	KONE INC	MAINTENANCE INSPECTION	01/16/2019	\$350.61	P
12190012	MCKESSON MEDICAL	NURSING SUPPLIES	01/16/2019	\$743.22	P
12190013	MCMASTER-CARR SUPPLY CO	PARTS BIN	01/16/2019	\$425.86	P
12190014	MATRIXCARE SDS-12-2905	PATHLINKS QTR MAINTENANCE	01/16/2019	\$4,548.54	P
12190015	HOUSE CALLS	REFUND OVERPAYMENT	01/16/2019	\$868.00	P
12190016	APOLLO CORPORATION	TUB CHEMICALS	01/24/2019	\$213.46	P
12190017	BSG MAINTENANCE INC	CONTRACT HOUSEKEEPING/LAUNDRY	01/24/2019	\$13,957.02	P
12190018	COMPLETE CONTROL	FIRE ALARM INSPECTION 2019	01/24/2019	\$6,575.00	P
12190019	COMPLETE CONTROL	FIRE MONITORING	01/24/2019	\$420.00	P
12190020	MCKESSON MEDICAL	NURSING SUPPLIES	01/24/2019	\$879.61	P
12190021	MEDLINE INDUSTRIES	NURSING SUPPLIES	01/24/2019	\$836.74	P
12190022	MEDLINE INDUSTRIES	NURSING SUPPLIES	01/24/2019	\$36.72	P
12190023	SHERWIN-WILLIAMS CO THE	PAINTING SUPPLIES	01/24/2019	\$178.20	P
12190024	WAL-MART COMMUNITY/SYNCB	TV FOR 500 SUN ROOM	01/24/2019	\$596.88	P

Committee Report - County of Wood

Edgewater Haven - January 2019

12180884 - 12180892 · 12190001 - 12190073

Voucher	Vendor Name	Nature of Claim	Doc Date	Amount	Paid
12190025	ALLIANT ENERGY/ WP&L		01/30/2019	\$6,866.93	P
12190026	GRAINGER (Edgewater)	BALLAST	01/30/2019	\$28.80	P
12190027	MEDLINE INDUSTRIES	NURSING SUPPLIES	01/30/2019	\$87.22	P
12190028	MEDLINE INDUSTRIES	NURSING SUPPLIES	01/30/2019	\$22.03	P
12190029	MEDLINE INDUSTRIES	NURSING SUPPLIES	01/30/2019	\$15.50	P
12190030	MEDLINE INDUSTRIES	NURSING SUPPLIES	01/30/2019	\$2,235.62	P
12190031	PHOENIX TEXTILE CORP	HAND AND BATH TOWELS	01/30/2019	\$129.60	P
12190032	WOOD TRUST BANK	MULTIPLE DEPS	01/30/2019	\$809.06	P
12190033		REFUND OVERPAYMENT	01/30/2019	\$3,149.79	P
12190034	ORTHOPAEDIC CENTERS OF WISCONSIN	IMAGING	01/30/2019	\$89.04	P
12190035	RODRIGUEZ JOANNE	MEALS	01/30/2019	\$26.00	P
12190036	REINHART FOOD SERVICE	RESIDENT FOOD AND DIETARY SUPP	02/05/2019	\$1,288.40	P
12190037	REINHART FOOD SERVICE	RESIDENT FOOD AND SUPPLIES	02/05/2019	\$1,507.97	P
12190038	REINHART FOOD SERVICE	RESIDENT FOOD AND SUPPLIES	02/05/2019	(\$6.79)	P
12190039	REINHART FOOD SERVICE	RESIDENT FOOD AND SUPPLIES	02/05/2019	(\$4.10)	P
12190040	REINHART FOOD SERVICE	RESIDENT FOOD AND SUPPLIES	02/05/2019	(\$17.62)	P
12190041	REINHART FOOD SERVICE	RESIDENT FOOD AND SUPPLIES	02/05/2019	(\$5.84)	P
12190042	REINHART FOOD SERVICE	RESIDENT FOOD AND SUPPLIES	02/06/2019	(\$15.42)	P
12190043	REINHART FOOD SERVICE	RESIDENT FOOD AND SUPPLIES	02/06/2019	(\$2.37)	P
12190044	REINHART FOOD SERVICE	RESIDENT FOOD AND SUPPLIES	02/06/2019	(\$3.20)	P
12190045	REINHART FOOD SERVICE	RESIDENT FOOD AND SUPPLIES	02/06/2019	(\$3.23)	P
12190046	REINHART FOOD SERVICE	RESIDENT FOOD AND SUPPLIES	02/06/2019	(\$7.62)	P
12190047	REINHART FOOD SERVICE	RESIDENT FOOD AND SUPPLIES	02/06/2019	(\$27.80)	P
12190048	REINHART FOOD SERVICE	RESIDENT FOOD AND SUPPLIES	02/06/2019	(\$171.29)	P
12190049	REINHART FOOD SERVICE	RESIDENT FOOD AND SUPPLIES	02/06/2019	(\$20.72)	P
12190050	REINHART FOOD SERVICE	RESIDENT FOOD AND SUPPLIES	02/06/2019	\$1,443.68	P
12190051	REINHART FOOD SERVICE	RESIDENT FOOD AND SUPPLIES	02/06/2019	\$1,245.00	P
12190052	REINHART FOOD SERVICE	RESIDENT FOOD AND SUPPLIES	02/06/2019	\$2,126.97	P
12190053	REINHART FOOD SERVICE	RESIDENT FOOD AND SUPPLIES	02/06/2019	\$1,705.02	P
12190054	REINHART FOOD SERVICE	RESIDENT FOOD AND SUPPLIES	02/06/2019	\$155.00	P
12190055	REINHART FOOD SERVICE	RESIDENT FOOD AND SUPPLIES	02/06/2019	\$1,640.58	P
12190056	REINHART FOOD SERVICE	RESIDENT FOOD AND SUPPLIES	02/06/2019	\$1,226.74	P
12190057	REINHART FOOD SERVICE	RESIDENT FOOD AND SUPPLIES	02/06/2019	\$1,380.18	P
12190058	CLASEN DR RICHARD MD	MEDICAL DIRECTORS FEE	02/06/2019	\$1,000.00	P
12190059	DIRECT SUPPLY INC	ADAPTIVE FEEDING AIDES	02/06/2019	\$66.89	P
12190060	DIRECT SUPPLY INC	ADAPTIVE LIDS	02/06/2019	\$35.01	P
12190061	EDWARD DON & CO	DIETARY SUPPLIES	02/06/2019	\$283.06	P
12190062	FOREFRONT TELECARE INC	PSYCHIATRY FOR RESIDENTS	02/06/2019	\$446.70	P
12190063	HEALTH DIRECT PHARMACY SERVICES INC	OTC DRUGS/MA	02/06/2019	\$8,277.47	P
12190064	MCKESSON MEDICAL	NURSING SUPPLIES	02/06/2019	\$622.79	P
12190065	PIGGY WIGGLY SUPERMARKET	RESIDENT FOOD	02/06/2019	\$5.96	P
12190066	PURCHASE POWER	LEASE INVOICE	02/06/2019	\$126.00	P
12190067	RIVER CITY CAB	LAB RUNS	02/06/2019	\$15.00	P
12190068	ASPIRUS RIVERVIEW HOSPITAL & CLINICS	LABS	02/06/2019	\$748.27	P

Committee Report - County of Wood

Edgewater Haven - January 2019

12180884 - 12180892 12190001 - 12190073

Voucher	Vendor Name	Nature of Claim	Doc Date	Amount	Paid
12190069	ROWE FLORAL INC	FUNERAL FLOWERS	02/06/2019	\$121.00	P
12190070	WHEELS OF INDEPENDENCE INC	CAB RIDES FOR RESIDENTS	02/06/2019	\$175.00	P
12190071	FREEDOM PEST CONTROL LLC	MONTHLY PEST CONTROL	02/06/2019	\$55.00	P
12190072	MCKESSON MEDICAL	NURSING SUPPLIES	02/06/2019	\$142.05	P
12190073	HUMANA HEALTH CARE PLANS	REFUND OF OVERPAYMENT	02/06/2019	\$595.11	P
Grand Total:				\$121,243.66	

Signatures

Committee Chair:

Committee Member:

Committee Member:

Committee Member:

Committee Member:

Committee Member:

Committee Member:

Committee Member:

Committee Member:

Committee Report

County of Wood

Report of claims for: HEALTH (15)

For the period of: FEBRUARY 2019

For the range of vouchers: 15180545 - 15180545 15190003 - 15190049

Voucher	Vendor Name	Nature of Claim	Doc Date	Amount	Paid
15180545	WOOD TRUST BANK	ALL PROG Credit Card	01/20/2019	\$4,017.61	P
15190003	ABR EMPLOYMENT SERVICES	Temp Employee	01/17/2019	\$71.42	P
15190004	AMAZON CAPITAL SERVICES	Program Supply	01/16/2019	\$41.52	P
15190005	BOUND TREE MEDICAL	Clinic Supplies	01/10/2019	\$188.94	P
15190006	FISHER SCIENTIFIC COMPANY LLC	EH Lab Equip	01/16/2019	\$247.24	P
15190007	MARSHFIELD HIGH SCHOOL	Children's Festival Reg	01/10/2019	\$25.00	P
15190008	PROPHY PERFECT	Program Supplies	01/04/2019	\$99.89	P
15190009	SENTRY DENTAL PRODUCTS	Clinic Supplies	01/03/2019	\$403.20	P
15190010	WALHDAB	Conference Registration	01/04/2019	(Voided)	P
15190011	FANDRE ERIN	Hygienist	01/25/2019	\$890.50	P
15190012	UW - GREEN BAY	Membership Dues	01/02/2019	\$25.00	P
15190013	WOOD TRUST BANK	ALL PROG Credit Card	01/20/2019	\$2,796.44	P
15190014	CARLSON KATHRYN	Mileage	01/31/2019	\$86.42	P
15190015	CUTRIGHT JULIE	Mileage/Meeting Exp	01/31/2019	\$160.65	P
15190016	EGGLESTON NANCY	Mileage/Meals	01/31/2019	\$176.72	P
15190017	FANDRE ERIN	Mileage	01/31/2019	\$83.52	P
15190018	HEIMAN MARIAH	Mileage	01/31/2019	\$173.42	P
15190019	HILLER DANIELLE	Mileage	01/31/2019	\$129.92	P
15190020	HUTCHINSON JESSICA	Mileage	01/31/2019	\$81.20	P
15190021	JOHNSON MELONY	Mileage	01/31/2019	\$10.09	P
15190022	KOLODZIEJ GREG	Mileage	01/31/2019	\$208.57	P
15190023	KRUBSACK SARAH	Mileage/Meals	01/31/2019	\$227.78	P
15190024	KUNFERMAN SUSAN	Mileage	01/31/2019	\$437.32	P
15190025	MANCL BETSY	Mileage	01/31/2019	\$162.40	P
15190026	MANTHE LOGAN	Mileage	01/31/2019	\$98.60	P
15190027	NORMINGTON ASHLEY	Mileage	01/31/2019	\$63.80	P
15190028	RAUTER EGGE KRISTIE	Mileage	01/31/2019	\$298.70	P
15190029	REFFNER REYNE	Mileage	01/31/2019	\$223.63	P
15190030	ROSEKRANS JEAN	Mileage	01/31/2019	\$114.84	P
15190031	RUESCH WENDY	Mileage	01/31/2019	\$416.44	P
15190032	SHERMAN ERICA	Mileage	01/31/2019	\$100.34	P
15190033	STRONG DAVID	Mileage	01/31/2019	\$104.19	P
15190034	SUGDEN SARAH JO	Mileage	01/31/2019	\$55.74	P
15190035	THAO MAI	Mileage/Meals/Meeting Exp	01/31/2019	\$239.34	P

Committee Report - County of Wood

HEALTH (15) - FEBRUARY 2019

15190003 - 15190049 15180545 - 15180545

Voucher	Vendor Name	Nature of Claim	Doc Date	Amount	Paid
15190036	WUEBBEN TIMOTHY	Mileage	01/31/2019	\$64.44	P
15190037	AGSOURCE COOPERATIVE SERVICES	Program Exp	01/31/2019	\$14.00	P
15190038	IVISIONMOBILE	Texting Service	02/01/2019	\$140.24	P
15190039	LANGUAGE LINE SERVICES	Interpreters	01/31/2019	\$173.47	P
15190040	LB MEDWASTE INC	Sharps Disposal	01/31/2019	\$110.75	P
15190041	NEUMARK STENSBERG DESIGN & PRINT INC	Program Supplies	02/08/2019	\$455.00	P
15190042	RADEMAN RACHEL	Event Reimbursement	02/05/2019	\$16.65	P
15190043	SCHEIN HENRY	Clinic Supplies	02/04/2019	\$145.44	P
15190044	VALLEY SCALE SERVICE INC	Scale Calibration	01/31/2019	\$117.90	P
15190045	FANDRE ERIN	Hygienist	02/08/2019	\$1,157.00	P
15190046	FROM THE GROUND UP COFFEE HOUSE	Meeting Expense	02/19/2019	\$20.00	
15190047	HOTEL MARSHFIELD	Event Room Rental	02/02/2019	\$620.00	
15190048	NEWS PUBLISHING COMPANY INC	EH Radon Ads	02/13/2019	\$80.00	
15190049	NORTHCENTRAL TECHNICAL COLLEGE	Conference Registration	01/22/2019	\$18.00	

Grand Total:**\$15,593.28**Signatures_____
Donna Rozar, Chair_____
Al Breu, Vice-Chair_____
Adam Fischer, Secretary_____
Marion Hokamp_____
Mark Holbrook_____
Tom Buttke_____
Jessica Vicente_____
Lori Slattery-Smith, RN_____
Dr. Steven Kulick

BF Breastfeeding
 EH Environmental Health
 EP Emergency Preparedness
 HPWC Healthy People Wood County
 HS Healthy Smiles
 IMM Immunization
 LEAD Childhood Lead

MCH Maternal/Child Health
 PH Public Health
 PHHS Preventive Health/Health Services
 PNCC Prenatal Care Coordination
 WCBFC Wood County Breastfeeding Coalition
 WIC Women, Infant, Children
 WIQI Accreditation Infrastructure Grant

Committee Report

County of Wood

Report of claims for: HUMAN SERVICES

For the period of: FEBRUARY 2019

For the range of vouchers: 40186719 - 40186897 40190297 - 40190860

Voucher	Vendor Name	Nature of Claim	Doc Date	Amount	Paid
40186719	ALBERT JILL	DEC MILEAGE	12/31/2018	\$113.25	P
40186720	ANDERSON ADAM	DEC MILEAGE	12/31/2018	\$34.39	P
40186721	ARENDT SARAH	DEC MILEAGE	12/31/2018	\$132.22	P
40186722	ARNDT ERIN N	DEC MILEAGE/MEALS	12/31/2018	\$289.73	P
40186723	ATWOOD JENNIFER	DEC MILEAGE	12/31/2018	\$137.99	P
40186724	BAUER GRACE A	DEC MILEAGE/MEALS	12/31/2018	\$259.46	P
40186725	BAUER MORGAN	DEC MILEAGE	12/31/2018	\$220.18	P
40186726	BEATHARD AMY	DEC MILEAGE	12/31/2018	\$387.33	P
40186727	BECKER LEANNA	DEC MILEAGE	12/31/2018	\$17.55	P
40186728	BRAGG KELLY	DEC MILEAGE	12/31/2018	\$72.76	P
40186729	BUDNIK STEVE	NOV/DEC MILEAGE	12/31/2018	\$224.21	P
40186730	CHRISTENSEN MARY	DEC MILEAGE/MEALS	12/31/2018	\$745.65	P
40186731	CROSS MARC	DEC MILEAGE	12/31/2018	\$53.68	P
40186732	CUMMINGS BISSEN CAITLIN	DEC MILEAGE	12/31/2018	\$300.40	P
40186733	CZYS KATRINA M	DEC MILEAGE	12/31/2018	\$110.42	P
40186734	FARRIS JACK	DEC MILEAGE	12/31/2018	\$117.72	P
40186735	FLEISNER KELLY	DEC MILEAGE	12/31/2018	\$505.98	P
40186736	GOULD ADAM	DEC MILEAGE	12/31/2018	\$91.67	P
40186737	GUDMUNSEN STEPHANIE	DEC MILEAGE/MEALS	12/31/2018	\$291.91	P
40186738	GUTSCH LISA	DEC MILEAGE	12/31/2018	\$70.03	P
40186739	HAFFA BARBARA	DEC MILEAGE/MEALS	12/31/2018	\$361.81	P
40186740	HAYES KAREN A	DEC MILEAGE	12/31/2018	\$309.83	P
40186741	HEART LINDSEY	DEC MILEAGE/MEALS	12/31/2018	\$269.13	P
40186742	HEINZEN TERESA	DEC MILEAGE	12/31/2018	\$325.04	P
40186743	HOFFSTATTER TRENT	DEC MILEAGE	12/31/2018	\$86.27	P
40186744	HOLDER NICOLE	DEC MILEAGE	12/31/2018	\$19.40	P
40186745	JERABEK JILL	DEC MILEAGE	12/31/2018	\$194.18	P
40186746	JINSKY CHRISTINA	DEC MILEAGE	12/31/2018	\$217.35	P
40186747	JUDNIC SHAWNE	DEC MILEAGE	12/31/2018	\$142.25	P
40186748	KLOSINSKI DENISE M	DEC MILEAGE	12/31/2018	\$94.72	P
40186749	LACHAPELLE ANNE	DEC MILEAGE	12/31/2018	\$77.17	P
40186750	LANG DOREEN	DEC MILEAGE	12/31/2018	\$167.05	P
40186751	LIEGL JODI	DEC MILEAGE	12/31/2018	\$280.68	P
40186752	LISIECKI KATHERINE	DEC MILEAGE	12/31/2018	\$4.91	P

Committee Report - County of Wood

HUMAN SERVICES - FEBRUARY 2019

40190297 - 40190860 40186719 - 40186897

Voucher	Vendor Name	Nature of Claim	Doc Date	Amount	Paid
40186753	LIVERNASH TANNA M	DEC MILEAGE	12/31/2018	\$143.55	P
40186754	LLOYD OLIVIA	DEC MILEAGE	12/31/2018	\$12.32	P
40186755	LOWE CINDY	DEC MILEAGE	12/31/2018	\$169.71	P
40186756	MAURER HANNAH	DEC MILEAGE	12/31/2018	\$32.81	P
40186757	MCNAUGHTON TIM	DEC MILEAGE	12/31/2018	\$33.63	P
40186758	MILOCH KATRINA L	DEC MILEAGE	12/31/2018	\$58.42	P
40186759	NEHMER JESSICA LYNN	DEC MILEAGE	12/31/2018	\$181.70	P
40186760	NENNIG MARY	DEC MILEAGE	12/31/2018	\$18.31	P
40186761	NEST JENNA	DEC MILEAGE	12/31/2018	\$18.42	P
40186762	NOVITZKE SARA	DEC MILEAGE	12/31/2018	\$453.39	P
40186763	O'DAY ANGELA D	DEC MILEAGE	12/31/2018	\$26.05	P
40186764	PARKS CASEY L	DEC MILEAGE	12/31/2018	\$184.70	P
40186765	PASSINEAU MATTHEW	DEC MILEAGE/MEALS	12/31/2018	\$401.30	P
40186766	PELOT CHRISTINA	DEC MILEAGE	12/31/2018	\$141.21	P
40186767	PELOT JAN	DEC MILEAGE	12/31/2018	\$119.08	P
40186768	PIEKARSKI LACEY	DEC MILEAGE	12/31/2018	\$45.78	P
40186769	PLESHEK KAYLA P	DEC MILEAGE	12/31/2018	\$264.43	P
40186770	PORTER REBECCA	DEC MILEAGE	12/31/2018	\$165.14	P
40186771	POWELL JULIE	DEC MILEAGE	12/31/2018	\$86.22	P
40186772	PRICHARD JAKE	DEC MILEAGE	12/31/2018	\$46.54	P
40186773	REQUE BETHANY	DEC MILEAGE/MEALS	12/31/2018	\$458.80	P
40186774	RHINEHART KARI	DEC MILEAGE	12/31/2018	\$275.12	P
40186775	ROBINSON AMY J	DEC MILEAGE	12/31/2018	\$35.59	P
40186776	SCHECKEL KASSIE	DEC MILEAGE	12/31/2018	\$32.92	P
40186777	SCHEIDEGGER JILL	DEC MILEAGE	12/31/2018	\$27.36	P
40186778	SCHLAGENHAFT MARY	DEC MILEAGE	12/31/2018	\$47.31	P
40186779	SCHULTZ RYAN	DEC MILEAGE	12/31/2018	\$104.48	P
40186780	SKERHUTT JULIE	DEC MILEAGE	12/31/2018	\$110.04	P
40186781	SOYK RYAN	DEC MILEAGE	12/31/2018	\$168.08	P
40186782	SZYMANSKI RAQUEL	DEC MILEAGE	12/31/2018	\$74.83	P
40186783	TIMMERMAN JO	DEC MILEAGE/MEALS	12/31/2018	\$287.06	P
40186784	UTECHT HEATHER	DEC MILEAGE	12/31/2018	\$382.75	P
40186785	VALE-IVCHENKO TRACY	DEC MILEAGE	12/31/2018	\$105.62	P
40186786	VRUWINK BRANDON	DEC MILEAGE	12/31/2018	\$43.38	P
40186787	WANCA NETZOW CELENA	DEC MILEAGE	12/31/2018	\$194.18	P
40186788	WANSERSKI STEPHANIE S	DEC MILEAGE	12/31/2018	\$400.47	P
40186789	WEIGEL KARYN	DEC MILEAGE	12/31/2018	\$92.76	P
40186790	WEILER STEVE P	DEC MILEAGE	12/31/2018	\$92.65	P
40186791	WENTZEL KIRSTEN	DEC MILEAGE	12/31/2018	\$84.58	P
40186792	WIESE ANGELA R	DEC MILEAGE	12/31/2018	\$106.38	P
40186793	WIGAND LINDSEY	DEC MILEAGE	12/31/2018	\$171.95	P
40186794	WOLF JAN	DEC MILEAGE	12/31/2018	\$525.18	P
40186795	YOUNG TAYLOR	DEC MILEAGE	12/31/2018	\$525.71	P
40186796	ZIEHER ASHLEY	DEC MILEAGE/MEALS	12/31/2018	\$316.88	P

Committee Report - County of Wood

HUMAN SERVICES - FEBRUARY 2019

40190297 - 40190860 40186719 - 40186897

Voucher	Vendor Name	Nature of Claim	Doc Date	Amount	Paid
40186797	DIEDRICK KATHY OR BOB	DEC FC TRANSPORTATION	12/31/2018	\$104.64	P
40186798	DIEDRICK KATHY OR BOB	DEC RESPITE IHSS	12/31/2018	\$207.00	P
40186799	DIEDRICK KATHY OR BOB	DEC FC TRANSPORTATION	12/31/2018	\$135.16	P
40186800	HOLBROOK SARAH & JAY	DEC RESPITE FC	12/31/2018	\$92.00	P
40186801	KING COLLEEN & JONATHAN	OCT IHSS RESPITE	10/31/2018	\$506.00	P
40186802	KING COLLEEN & JONATHAN	NOV IHSS RESPITE	11/30/2018	\$414.00	P
40186803	KNUDSON JULIA OR KEVIN	DEC RESPITE FC	12/31/2018	\$188.71	P
40186804	KNUDSON JULIA OR KEVIN	DEC RESPITE FC	12/31/2018	\$188.71	P
40186805	LAWS CHARLES	DEC RESPITE FC	12/31/2018	\$46.00	P
40186806	MCEWEN KATHERINE OR KEVIN	DEC RESPITE FC	12/31/2018	\$55.42	P
40186807	MCEWEN KATHERINE OR KEVIN	DEC RESPITE FC	12/31/2018	\$52.84	P
40186808	OTTUM COLLENE OR MICHAEL	DEC RESPITE FC	12/31/2018	\$174.19	P
40186809	OTTUM COLLENE OR MICHAEL	DEC RESPITE FC	12/31/2018	\$174.19	P
40186810	PANKRATZ KERI	DEC RESPITE FC	12/31/2018	\$69.00	P
40186811	PILLAR & VINE INC	DEC PLAN,PLACE, SUPER	12/31/2018	\$1,953.00	P
40186812	PILLAR & VINE INC	DEC PLAN,PLACE, SUPER	12/31/2018	\$1,953.00	P
40186813	PILLAR & VINE INC	DEC PLAN,PLACE, SUPER	12/31/2018	\$1,953.00	P
40186814	SCHLAEFER WENDY	DEC RESPITE IHSS	12/31/2018	\$207.00	P
40186815	SCHLAEFER WENDY	DEC RESPITE IHSS	12/31/2018	\$207.00	P
40186816	SCHLAEFER WENDY	DEC RESPITE IHSS	12/31/2018	\$145.16	P
40186817	SCHLAEFER WENDY	DEC RESPITE IHSS	12/31/2018	\$207.00	P
40186818	SCHLAEFER WENDY	DEC RESPITE IHSS	12/31/2018	\$207.00	P
40186819	TRANEL APRIL	DEC FC RESPITE	12/31/2018	\$96.77	P
40186820	TRANEL APRIL	DEC RESPITE FC	12/31/2018	\$46.00	P
40186821	TRANEL APRIL	DEC RESPITE FC	12/31/2018	\$46.00	P
40186822	WIRTZ ZOE	DEC RESPITE FC	12/31/2018	\$145.16	P
40186823	VRUWINK JILL	DEC MILEAGE	12/31/2018	\$350.27	P
40186824	JANSSEN TRICIA	OCT FC TRANSPORTATION	10/31/2018	\$70.39	P
40186825	JANSSEN TRICIA	SEP FC TRANSPORTATION	09/30/2018	\$63.68	P
40186826	JANSSEN TRICIA	NOV FC TRANSPORTATION	11/30/2018	\$50.14	P
40186827	JANSSEN TRICIA	SEP FC TRANSPORTATION	09/30/2018	\$63.68	P
40186828	JANSSEN TRICIA	OCT FC TRANSPORTATION	10/31/2018	\$70.39	P
40186829	JANSSEN TRICIA	NOV FC TRANSPORTATION	11/30/2018	\$50.14	P
40186830	BROWNELL MARY	VOLUNTEER DRIVER REIMB	12/31/2018	\$360.25	P
40186831	CANFIELD NITA	VOLUNTEER DRIVER REIMB	12/31/2018	\$434.37	P
40186832	SMAZAL DALE A	VOLUNTEER TRANSPORTATION DEC	12/31/2018	\$338.82	P
40186833	TESSEN ROGER	VOLUNTEER DRIVER REIMB	12/31/2018	\$390.22	P
40186834	TESSEN ROGER	VOLUNTEER DRIVER REIMB	12/31/2018	\$402.76	P
40186835	TYLER PATRICIA	VOLUNTEER DRIVER REIMB	12/31/2018	\$549.36	P
40186836	WEIS GRACE	VOLUNTEER DRIVER REIMB	12/31/2018	\$301.48	P
40186837	BALTUS OIL COMPANY	CSP VEHICLE EXPENSE	12/31/2018	\$48.42	P
40186838		RESTITUTION PAYMENT	08/31/2018	\$108.00	P
40186839	CENTRAL WI COUNSELING ASSOC LLC	CCS CONTRACTED SERVICES	12/31/2018	\$13,765.42	P

Committee Report - County of Wood

HUMAN SERVICES - FEBRUARY 2019

40190297 - 40190860 40186719 - 40186897

Voucher	Vendor Name	Nature of Claim	Doc Date	Amount	Paid
40186840	CHILDREN'S SERVICE SOCIETY OF WI MILWAUKEE	CW VISITATION CONTRACT DEC	12/31/2018	\$4,641.25	P
40186841	COMPASS COUNSELING WAUSAU LLC	CCS CONTRACTED SERVICES	12/31/2018	\$578.52	P
40186842	COURTESY CAB	FSET TAXI RIDE	12/31/2018	\$10.00	P
40186843	CREATIVE COMMUNITY LIVING SERV	COMMUNITY SKILLS DEC	12/31/2018	\$13,059.89	P
40186844	ENTERPRISE RENT-A-CAR	CW RENTAL CAR	12/31/2018	\$88.07	P
40186845	FRONTIER COMMUNICATIONS	TELEPHONE EXP-CORNERSTONE	12/31/2018	\$192.00	P
40186846	GREENFIELD REHABILITATION AGENCY INC	OT AND B23 SERVICES	12/31/2018	\$15,235.75	P
40186847		RESTITUTION PAYMENT	10/31/2018	\$28.00	P
40186848	LOCUMTENENS HOLDINGS, LLC	DR RAO PSYCH SERVICES	11/30/2018	\$20,305.67	P
40186849	MENJIVAR FRANCISCA	B-3 INTERPRETER SERVICES	12/31/2018	\$113.50	P
40186850	INNOVATIVE SERVICES	VOCATIONAL SERVICES NOV	11/30/2018	\$13,144.50	P
40186851	NORTHCENTRAL TECHNICAL COLLEGE	FSET FALL 2018 TUITION	12/31/2018	\$1,623.50	P
40186852	RIVER CITY CAB	VOLUNTEER TRANSPORTATION	12/31/2018	\$18.50	P
40186853		RESTITUTION PAYMENT	10/31/2018	\$28.00	P
40186854	SHOPKO STORES OPERATING CO LLC	FSET DECEMBER INVOICING	12/31/2018	\$362.78	P
40186855	THERAPY WITHOUT WALLS	CCS CONTRACTED SERVICES	12/31/2018	\$20,569.65	P
40186856	TREMPEALEAU CO HEALTH CARE	RESIDENTIAL SERVICES	12/31/2018	\$7,037.87	P
40186857	WOOD COUNTY HEALTH DEPT	INS PAYMENT FOR HEALTH DPT	12/31/2018	\$279.56	P
40186858	HEART LINDSEY	CW RENTAL CAR GAS	12/31/2018	\$130.67	P
40186859	NORWOOD HEALTH CENTER	NW CLIENT INS PAYMENT DEC	12/31/2018	\$357.70	P
40186860		CW IHSS	12/31/2018	\$545.55	P
40186861		STATE PASS THRU FUNDS	11/30/2018	\$80.00	P
40186862		STATE PASS THRU FUNDS	12/31/2018	\$80.00	P
40186863		STATE PASS THRU FUNDS	12/31/2018	\$1,559.76	P
40186864	CLINICAL SERVICES	CW FAMILY PRESERVATION	11/30/2018	\$2,806.25	P
40186865	CW SOLUTIONS LLC	FSET SUPPORT SERVICE	12/31/2018	\$4,000.00	P
40186866	DRAKE HOUSE OF MARSHFIELD	RESIDENTIAL SERVICES DEC18	12/31/2018	\$11,796.60	P
40186867	ENTERPRISE RENT-A-CAR	CW SPECIALIZED TRANS	12/31/2018	\$244.78	P
40186868	JACKSON PHYSICIAN SEARCH LLC	PSYCHIATRIST RECRUIT	12/31/2018	\$2,500.00	P
40186869	MIDSTATE INDEPENDENT LIVING CHOICES	PEER SPECIALISTS AT CLUBHOUSE	12/31/2018	\$3,565.00	P
40186870	EXPERIAN HEALTH INC	VERIFICATION OF CLIENT CHARGES	12/31/2018	\$248.56	P
40186871	POSITIVE ALTERNATIVES	GROUP HOME DEC	12/31/2018	\$25,356.68	P
40186872	SATELLITE TRACKING OF PEOPLE LLC	CW ELECTRONIC MONITORING	10/01/2018	\$293.25	P
40186873	SWITS LTD	INTERPRETER FEES	12/31/2018	\$61.00	P
40186874	WOODLAND ENHANCED HEALTH SERVICES COMMISSION	LONG TERM CARE/NH SERVICES	12/31/2018	\$7,885.00	P
40186875	BREEN JEAN M	DEC MILEAGE	12/31/2018	\$7.41	P
40186876	COOK JODI	DEC MILEAGE	12/31/2018	\$201.01	P
40186877	HOCKING AMANDA E	OCT-DEC MILEAGE/MEALS	12/31/2018	\$412.42	P
40186878	REIS MARTIAL ARTS (Marshfield)	STATE PASS THRU FUNDS	12/31/2018	\$249.00	P
40186879	FERDON ELISABETH	DEC MILEAGE	12/31/2018	\$106.06	P
40186880		IL BSS REIMBURSEMENT	12/31/2018	\$131.66	P
40186881	MARATHON COUNTY TREASURER	CW SECURE DETENTION	11/30/2018	\$5,700.00	P
40186882	PORTAGE COUNTY TREASURER	CW SECURE DETENTION	12/31/2018	\$2,625.00	P

Committee Report - County of Wood

HUMAN SERVICES - FEBRUARY 2019

40190297 - 40190860 40186719 - 40186897

Voucher	Vendor Name	Nature of Claim	Doc Date	Amount	Paid
40186883	SATELLITE TRACKING OF PEOPLE LLC	CW ELECTRONIC MONITORING	07/31/2018	\$12.75	P
40186884	UW - MADISON	CW TRAINING	12/31/2018	\$400.00	P
40186885	CLINICAL SERVICES	CW FAMILY PRESERVATION	12/31/2018	\$1,930.00	P
40186886	CORDANT HEALTH SOLUTIONS	CONTRACTED YOUTH US SERVICES	12/31/2018	\$1,102.65	P
40186887	MCEWEN KATHERINE OR KEVIN	FOSTER PARENT TRAINING	12/31/2018	\$53.70	P
40186888	MARSHFIELD CLINIC RESEARCH FOUNDATION	AODA PREVENTION RESOURCE GUIDE	12/31/2018	\$1,069.36	P
40186889	OPPORTUNITY DEVELOPMENT CENTER	DEC VOCATIONAL SERVICES	12/31/2018	\$5,267.43	P
40186890	MARATHON COUNTY TREASURER	CW SECURE DETENTION	12/31/2018	\$300.00	P
40186891	INNOVATIVE SERVICES	CSP CLEANING SERVICES	12/31/2018	\$540.00	P
40186892	INNOVATIVE SERVICES	VOCATIONAL SERVICES DEC	12/31/2018	\$11,066.50	P
40186893	WI DEPT OF HEALTH SERVICES	DR WITKOVSKY PSYCH SERVICES	12/31/2018	\$8,250.00	P
40186894	VRUWINK JILL	MILEAGE DEC	07/31/2018	\$203.23	P
40186895	RAKOWSKI MELISSA OR AARON	DEC FC TRANSPORTATION	12/31/2018	\$134.07	P
40186896	WIRTZ ZOE	DEC FC TRANSPORTATION	12/31/2018	\$15.26	P
40186897	WIRTZ ZOE	DEC FC TRANSPORTATION	12/31/2018	\$95.92	P
40190297	OHP Care Provider	Out of Home Placement	01/14/2019	\$189.68	P
40190298	BOYS & GIRLS CLUB OF WIS RAPIDS	CW IHSS	01/17/2019	\$40.00	P
40190299	HEART LINDSEY	CW CLIENT REIMB	01/17/2019	\$15.68	P
40190300	REGISTRATION FEE TRUST	CW IHSS	01/17/2019	\$149.50	P
40190301	REGISTRATION FEE TRUST	FSET DRIVER LICENSE	01/17/2019	\$49.00	P
40190302	STATE OF WISCONSIN-VITAL RECORDS	FSET BIRTH CERT	01/17/2019	\$28.00	P
40190303		RESTITUTION PAYMENT	01/17/2019	\$250.00	P
40190304		IL SECURITY DEPOSIT	01/17/2019	\$394.50	P
40190305	CLARK'S AUTO SALES AND SERVICES LLC	FSET AUTO REPAIR	01/17/2019	\$925.00	P
40190306	CRABMAN'S DRIVER EDUCATION LLC	FSET DRIVING SCHOOL	01/17/2019	\$240.00	P
40190307	DIEDRICK KATHY OR BOB	RECEIVING HOME JAN19	01/17/2019	\$804.00	P
40190308	FREEBERG'S SERVICE & REPAIR	CW IHSS	01/17/2019	\$1,652.50	P
40190309	MENOMINEE DEPT OF TRANSIT SERVICES	FSET TRANSPORTATION JAN	01/17/2019	\$25.00	P
40190310	MENOMINEE DEPT OF TRANSIT SERVICES	FSET TRANSPORTATION JAN	01/17/2019	\$75.00	P
40190311	MENOMINEE DEPT OF TRANSIT SERVICES	FSET BUS PASS	01/17/2019	\$25.00	P
40190312	MENOMINEE DEPT OF TRANSIT SERVICES	FSET BUS PASS	01/17/2019	\$25.00	P
40190313	NORTHCENTRAL TECHNICAL COLLEGE	FSET SPRING 2019 TUITION	01/17/2019	\$2,658.80	P
40190314	PREMIER REAL ESTATE MANAGEMENT LLC	CW IHSS	01/17/2019	\$627.66	P
40190315	SCHIERL TIRE & SERVICE	FSET AUTO REPAIR	01/17/2019	\$869.53	P
40190316		IL RENT ETV	01/17/2019	\$430.00	P
40190317	WATER WORKS & LIGHTING COMM	CW IHSS	01/17/2019	\$127.49	P
40190318	WELLS FARGO FINANCIAL LEASING	BAUERNFEIND LEASED COPIERS	01/17/2019	\$2,634.00	P
40190319	WOOD COUNTY REGISTER OF DEEDS	CW BIRTH CERT	01/17/2019	\$20.00	P
40190320	WOOD COUNTY REGISTER OF DEEDS	CW BIRTH CERT	01/17/2019	\$20.00	P
40190321		STATE PASS THRU FUNDS	01/17/2019	\$136.95	P
40190322	OHP Care Provider	Out of Home Placement	01/22/2019	\$160.00	P
40190323	OHP Care Provider	Out of Home Placement	01/22/2019	\$185.60	P
40190324	OHP Care Provider	Out of Home Placement	01/22/2019	\$200.00	P
40190325	OHP Care Provider	Out of Home Placement	01/22/2019	\$232.00	P

Committee Report - County of Wood

HUMAN SERVICES - FEBRUARY 2019

40190297 - 40190860 40186719 - 40186897

Voucher	Vendor Name	Nature of Claim	Doc Date	Amount	Paid
40190326		CW IHSS	01/25/2019	\$90.00	P
40190327	KWIK TRIP	CW IHSS	01/25/2019	\$120.00	P
40190328	KWIK TRIP	KWI002	01/25/2019	\$600.00	P
40190329	REGISTRATION FEE TRUST	BUS TITLE FEE	01/25/2019	\$69.50	P
40190330	REGISTRATION FEE TRUST	FSET DRIVER LICENSE	01/25/2019	\$15.00	P
40190331	REGISTRATION FEE TRUST	FSET DRIVER LICENSE	01/25/2019	\$28.00	P
40190332	REGISTRATION FEE TRUST	FSET DRIVER LICENSE	01/25/2019	\$34.00	P
40190333	STATE OF WISCONSIN-VITAL RECORDS	IL BIRTH CERT	01/25/2019	\$23.00	P
40190334	VRUWINK JILL	CW IHSS	01/25/2019	\$21.85	P
40190335	VRUWINK JILL	CW IHSS	01/25/2019	\$51.00	P
40190336	WOOD COUNTY REGISTER OF DEEDS	FSET BIRTH CERT	01/25/2019	\$20.00	P
40190337	CW SOLUTIONS LLC	FSET JAN19 SUPPLEMENTAL	01/25/2019	\$24,396.21	P
40190338	CW SOLUTIONS LLC	IL JAN19 SUPPLEMENT	01/25/2019	\$904.63	P
40190339	CW SOLUTIONS LLC	CHILD FIRST-JAN19 SUPPLEMENT	01/25/2019	\$275.12	P
40190340	DRISCOLL PROPERTY MANAGEMENT,LLC	IL RENTAL ASSIST	01/25/2019	\$535.00	P
40190341	ENTERPRISE RENT-A-CAR	CW RENTAL CAR	01/25/2019	\$33.81	P
40190342	HAPPY DAYS DAY CARE CENTER	CW IHSS	01/25/2019	\$1,260.00	P
40190343	KWIK TRIP INC	FSET REGIONAL GAS CARDS	01/25/2019	\$38,009.60	P
40190344	MARSHFIELD CLINIC CONFERENCE REGISTRATION	YA MEETING	01/25/2019	\$50.00	P
40190345	MARSHFIELD CLINIC	CW WITNESS FEE	01/25/2019	\$16.00	P
40190346	MATTRESS BY APPOINTMENT	CW IHSS	01/25/2019	\$560.00	P
40190347		IL RENT ASSIST	01/25/2019	\$20.00	P
40190348	STATE OF WISCONSIN-VITAL RECORDS	CW BIRTH CERT	01/25/2019	(Voided)	P
40190349	STATE OF WISCONSIN-VITAL RECORDS	CW BIRTH CERT	01/25/2019	(Voided)	P
40190350		CW POST REUNIFICATION	01/25/2019	\$170.55	P
40190351	CITY OF MARSHFIELD	MARSHFIELD CITH HALL RENT	02/01/2019	\$4,990.00	P
40190352	FINK DANNY R	FEB RENT ASSISTANCE	02/01/2019	\$125.00	P
40190353	SOMMER PROPERTY MANAGEMENT LLC	CCS/CSP MARSHFIELD RENT FEB	02/01/2019	\$7,156.43	P
40190357	OHP Care Provider	Out of Home Placement	01/28/2019	\$238.00	P
40190358	OHP Care Provider	Out of Home Placement	01/28/2019	\$238.00	P
40190359	OHP Care Provider	Out of Home Placement	01/28/2019	\$244.00	P
40190361	OHP Care Provider	Out of Home Placement	01/28/2019	\$238.00	P
40190362	OHP Care Provider	Out of Home Placement	01/28/2019	\$238.00	P
40190363	OHP Care Provider	Out of Home Placement	01/28/2019	\$244.00	P
40190365	OHP Care Provider	Out of Home Placement	01/28/2019	\$238.00	P
40190366	OHP Care Provider	Out of Home Placement	01/28/2019	\$238.00	P
40190367	OHP Care Provider	Out of Home Placement	01/28/2019	\$244.00	P
40190368	OHP Care Provider	Out of Home Placement	01/28/2019	\$190.40	P
40190369	OHP Care Provider	Out of Home Placement	01/28/2019	\$238.00	P
40190370	OHP Care Provider	Out of Home Placement	01/28/2019	\$244.00	P
40190371	OHP Care Provider	Out of Home Placement	01/28/2019	\$190.40	P
40190372	OHP Care Provider	Out of Home Placement	01/28/2019	\$238.00	P
40190373	OHP Care Provider	Out of Home Placement	01/28/2019	\$244.00	P

Committee Report - County of Wood

HUMAN SERVICES - FEBRUARY 2019

40190297 - 40190860 40186719 - 40186897

Voucher	Vendor Name	Nature of Claim	Doc Date	Amount	Paid
40190374	OHP Care Provider	Out of Home Placement	01/28/2019	\$190.65	P
40190375	OHP Care Provider	Out of Home Placement	01/28/2019	\$195.10	P
40190376	OHP Care Provider	Out of Home Placement	01/28/2019	\$195.87	P
40190377	OHP Care Provider	Out of Home Placement	01/28/2019	\$41.29	P
40190378	CHARTER COMMUNICATIONS- MILWAUKEE	CHARTER CABLE CORNERSTONE	01/31/2019	\$48.80	P
40190379	CINTAS CORPORATION	CSP/CTT CLEANING SUPPLIES	01/31/2019	\$276.80	P
40190380		IL REIMBURSEMENT	01/31/2019	\$28.43	P
40190381		IL BSS REIMBURSEMENT	01/31/2019	\$51.14	P
40190382	US BANK	US BANK STATEMENT RECON	01/31/2019	\$14,222.15	P
40190383		IL BSS REIMBURSEMENT	01/31/2019	\$200.44	P
40190384	CHRISTENSEN MARY	CW RENTAL GAS	01/31/2019	\$20.85	P
40190385	KWIK TRIP	CW IHSS	01/31/2019	\$150.00	P
40190386	MARATHON GAS - GAS DEPOT	FSET GAS CARDS	01/31/2019	\$3,000.00	P
40190387	MATTRESS BY APPOINTMENT	CW IHSS	01/31/2019	\$550.00	P
40190388	REGISTRATION FEE TRUST	FSET DRIVER LICENSE	01/31/2019	\$35.00	P
40190389	REGISTRATION FEE TRUST	FSET DRIVER LICENSE	01/31/2019	\$34.00	P
40190390	UTECHT HEATHER	CW REIMB CLIENT EXP	01/31/2019	\$8.75	P
40190391	WAL-MART STORES INC	CW IHSS	01/31/2019	\$379.25	P
40190392	MCEWEN KATHERINE OR KEVIN	FOSTER PARENT TRAINING	01/31/2019	\$156.40	P
40190393	PINEVIEW AUTO	BUS REPAIRS	01/16/2019	\$319.02	P
40190394	PINEVIEW AUTO	BUS REPAIRS	01/16/2019	\$400.00	P
40190395	PINEVIEW AUTO	BUS REPAIRS	01/16/2019	\$462.72	P
40190396	DIAMOND PROPERTY MANAGEMENT	CW IHSS SECURITY DEPOSIT	01/31/2019	\$262.42	P
40190397	KWIK TRIP	CW IHSS GAS CARDS	01/31/2019	\$50.00	P
40190398	MARSHFIELD UTILITIES	CW IHSS UTILITY BILL	01/15/2019	\$337.69	P
40190399	WE ENERGIES	CW IHSS UTILITY BILL	01/11/2019	\$250.00	P
40190400	WOOD COUNTY REGISTER OF DEEDS	CW BIRTH CERTIFICATE	01/28/2019	\$20.00	P
40190401	ADVANCE AMERICA CASH ADVANCE CENTER	CW IHSS	01/28/2019	\$751.14	P
40190402	OHP Care Provider	Out of Home Placement	02/05/2019	\$211.63	P
40190403	OHP Care Provider	Out of Home Placement	02/05/2019	\$54.86	P
40190404	OHP Care Provider	Out of Home Placement	02/05/2019	\$99.81	P
40190405	OHP Care Provider	Out of Home Placement	02/05/2019	\$244.00	P
40190406	OHP Care Provider	Out of Home Placement	02/05/2019	\$244.00	P
40190407	OHP Care Provider	Out of Home Placement	02/05/2019	\$244.00	P
40190408	OHP Care Provider	Out of Home Placement	02/05/2019	\$244.00	P
40190409	OHP Care Provider	Out of Home Placement	02/05/2019	\$244.00	P
40190410	OHP Care Provider	Out of Home Placement	02/05/2019	\$46.45	P
40190411	OHP Care Provider	Out of Home Placement	02/05/2019	\$404.00	P
40190412	OHP Care Provider	Out of Home Placement	02/05/2019	\$96.00	P
40190413	OHP Care Provider	Out of Home Placement	02/05/2019	\$5,344.00	P
40190414	OHP Care Provider	Out of Home Placement	02/05/2019	\$114.06	P
40190415	OHP Care Provider	Out of Home Placement	02/05/2019	\$554.84	P
40190416	OHP Care Provider	Out of Home Placement	02/05/2019	\$329.03	P
40190417	OHP Care Provider	Out of Home Placement	02/05/2019	\$325.81	P

Committee Report - County of Wood

HUMAN SERVICES - FEBRUARY 2019

40190297 - 40190860 40186719 - 40186897

Voucher	Vendor Name	Nature of Claim	Doc Date	Amount	Paid
40190418	OHP Care Provider	Out of Home Placement	02/05/2019	\$502.00	P
40190419	OHP Care Provider	Out of Home Placement	02/05/2019	\$504.00	P
40190420	OHP Care Provider	Out of Home Placement	02/05/2019	\$494.00	P
40190421	OHP Care Provider	Out of Home Placement	02/05/2019	\$65.03	P
40190422	OHP Care Provider	Out of Home Placement	02/05/2019	\$364.90	P
40190423	OHP Care Provider	Out of Home Placement	02/05/2019	\$5,521.60	P
40190424	OHP Care Provider	Out of Home Placement	02/05/2019	\$70.97	P
40190425	OHP Care Provider	Out of Home Placement	02/05/2019	\$313.68	P
40190426	OHP Care Provider	Out of Home Placement	02/05/2019	\$289.55	P
40190427	OHP Care Provider	Out of Home Placement	02/05/2019	\$413.48	P
40190428	OHP Care Provider	Out of Home Placement	02/05/2019	\$204.39	P
40190429	OHP Care Provider	Out of Home Placement	02/05/2019	\$70.97	P
40190430	OHP Care Provider	Out of Home Placement	02/05/2019	\$256.00	P
40190431	OHP Care Provider	Out of Home Placement	02/05/2019	\$502.00	P
40190432	OHP Care Provider	Out of Home Placement	02/05/2019	\$524.00	P
40190433	OHP Care Provider	Out of Home Placement	02/05/2019	\$400.00	P
40190434	OHP Care Provider	Out of Home Placement	02/05/2019	\$6,789.00	P
40190435	OHP Care Provider	Out of Home Placement	02/05/2019	\$244.00	P
40190436	OHP Care Provider	Out of Home Placement	02/05/2019	\$244.00	P
40190437	OHP Care Provider	Out of Home Placement	02/05/2019	\$244.00	P
40190438	OHP Care Provider	Out of Home Placement	02/05/2019	\$404.00	P
40190439	OHP Care Provider	Out of Home Placement	02/05/2019	\$104.00	P
40190440	OHP Care Provider	Out of Home Placement	02/05/2019	\$6,200.00	P
40190441	OHP Care Provider	Out of Home Placement	02/05/2019	\$12,436.89	P
40190442	OHP Care Provider	Out of Home Placement	02/05/2019	\$6,200.00	P
40190443	OHP Care Provider	Out of Home Placement	02/05/2019	\$6,789.00	P
40190444	OHP Care Provider	Out of Home Placement	02/05/2019	\$524.00	P
40190445	OHP Care Provider	Out of Home Placement	02/05/2019	\$904.00	P
40190446	OHP Care Provider	Out of Home Placement	02/05/2019	\$192.00	P
40190447	OHP Care Provider	Out of Home Placement	02/05/2019	\$442.00	P
40190448	OHP Care Provider	Out of Home Placement	02/05/2019	\$315.07	P
40190449	OHP Care Provider	Out of Home Placement	02/05/2019	\$104.00	P
40190450	OHP Care Provider	Out of Home Placement	02/05/2019	\$100.00	P
40190451	OHP Care Provider	Out of Home Placement	02/05/2019	\$100.00	P
40190452	OHP Care Provider	Out of Home Placement	02/05/2019	\$397.07	P
40190453	OHP Care Provider	Out of Home Placement	02/05/2019	\$304.00	P
40190454	OHP Care Provider	Out of Home Placement	02/05/2019	\$168.00	P
40190455	OHP Care Provider	Out of Home Placement	02/05/2019	\$524.00	P
40190456	OHP Care Provider	Out of Home Placement	02/05/2019	\$400.00	P
40190457	OHP Care Provider	Out of Home Placement	02/05/2019	\$610.00	P
40190458	OHP Care Provider	Out of Home Placement	02/05/2019	\$502.00	P
40190459	OHP Care Provider	Out of Home Placement	02/05/2019	\$400.00	P
40190460	OHP Care Provider	Out of Home Placement	02/05/2019	\$232.00	P
40190461	OHP Care Provider	Out of Home Placement	02/05/2019	\$200.00	P

Committee Report - County of Wood

HUMAN SERVICES - FEBRUARY 2019

40190297 - 40190860 40186719 - 40186897

Voucher	Vendor Name	Nature of Claim	Doc Date	Amount	Paid
40190462	OHP Care Provider	Out of Home Placement	02/05/2019	\$502.00	P
40190463	OHP Care Provider	Out of Home Placement	02/05/2019	\$12,041.02	P
40190464	OHP Care Provider	Out of Home Placement	02/05/2019	\$18.58	P
40190465	OHP Care Provider	Out of Home Placement	02/05/2019	\$28.52	P
40190466	OHP Care Provider	Out of Home Placement	02/05/2019	\$6.45	P
40190467	OHP Care Provider	Out of Home Placement	02/05/2019	\$104.00	P
40190468	OHP Care Provider	Out of Home Placement	02/05/2019	\$404.00	P
40190469	OHP Care Provider	Out of Home Placement	02/05/2019	\$404.00	P
40190470	OHP Care Provider	Out of Home Placement	02/05/2019	\$136.00	P
40190471	OHP Care Provider	Out of Home Placement	02/05/2019	\$502.00	P
40190472	OHP Care Provider	Out of Home Placement	02/05/2019	\$682.00	P
40190473	OHP Care Provider	Out of Home Placement	02/05/2019	\$328.00	P
40190474	OHP Care Provider	Out of Home Placement	02/05/2019	\$200.00	P
40190475	OHP Care Provider	Out of Home Placement	02/05/2019	\$104.00	P
40190476	OHP Care Provider	Out of Home Placement	02/05/2019	\$404.00	P
40190477	OHP Care Provider	Out of Home Placement	02/05/2019	\$502.00	P
40190478	OHP Care Provider	Out of Home Placement	02/05/2019	\$128.00	P
40190479	OHP Care Provider	Out of Home Placement	02/05/2019	\$100.00	P
40190480	OHP Care Provider	Out of Home Placement	02/05/2019	\$100.00	P
40190481	OHP Care Provider	Out of Home Placement	02/05/2019	\$88.00	P
40190482	OHP Care Provider	Out of Home Placement	02/05/2019	\$442.00	P
40190483	OHP Care Provider	Out of Home Placement	02/05/2019	\$502.00	P
40190484	OHP Care Provider	Out of Home Placement	02/05/2019	\$72.00	P
40190485	OHP Care Provider	Out of Home Placement	02/05/2019	\$100.00	P
40190486	OHP Care Provider	Out of Home Placement	02/05/2019	\$442.00	P
40190487	OHP Care Provider	Out of Home Placement	02/05/2019	\$100.00	P
40190488	OHP Care Provider	Out of Home Placement	02/05/2019	\$56.00	P
40190489	OHP Care Provider	Out of Home Placement	02/05/2019	\$4,600.00	P
40190490	OHP Care Provider	Out of Home Placement	02/05/2019	\$244.00	P
40190491	OHP Care Provider	Out of Home Placement	02/05/2019	\$244.00	P
40190492	OHP Care Provider	Out of Home Placement	02/05/2019	\$474.00	P
40190493	OHP Care Provider	Out of Home Placement	02/05/2019	\$536.00	P
40190494	OHP Care Provider	Out of Home Placement	02/05/2019	\$502.00	P
40190495	OHP Care Provider	Out of Home Placement	02/05/2019	\$404.00	P
40190496	OHP Care Provider	Out of Home Placement	02/05/2019	\$112.00	P
40190497	OHP Care Provider	Out of Home Placement	02/05/2019	\$12,529.89	P
40190498	OHP Care Provider	Out of Home Placement	02/05/2019	\$120.00	P
40190499	OHP Care Provider	Out of Home Placement	02/05/2019	\$502.00	P
40190500	OHP Care Provider	Out of Home Placement	02/05/2019	\$511.00	P
40190501	OHP Care Provider	Out of Home Placement	02/05/2019	\$404.00	P
40190502	OHP Care Provider	Out of Home Placement	02/05/2019	\$204.00	P
40190503	OHP Care Provider	Out of Home Placement	02/05/2019	\$100.00	P
40190504	OHP Care Provider	Out of Home Placement	02/05/2019	\$442.00	P
40190505	OHP Care Provider	Out of Home Placement	02/05/2019	\$212.00	P

Committee Report - County of Wood

HUMAN SERVICES - FEBRUARY 2019

40190297 - 40190860 40186719 - 40186897

Voucher	Vendor Name	Nature of Claim	Doc Date	Amount	Paid
40190506	OHP Care Provider	Out of Home Placement	02/05/2019	\$100.00	P
40190507	OHP Care Provider	Out of Home Placement	02/05/2019	\$442.00	P
40190508	OHP Care Provider	Out of Home Placement	02/05/2019	\$164.00	P
40190509	OHP Care Provider	Out of Home Placement	02/05/2019	\$100.00	P
40190510	OHP Care Provider	Out of Home Placement	02/05/2019	\$677.00	P
40190511	OHP Care Provider	Out of Home Placement	02/05/2019	\$312.00	P
40190512	OHP Care Provider	Out of Home Placement	02/05/2019	\$524.00	P
40190513	OHP Care Provider	Out of Home Placement	02/05/2019	\$100.00	P
40190514	OHP Care Provider	Out of Home Placement	02/05/2019	\$328.00	P
40190515	OHP Care Provider	Out of Home Placement	02/05/2019	\$442.00	P
40190516	OHP Care Provider	Out of Home Placement	02/05/2019	\$100.00	P
40190517	OHP Care Provider	Out of Home Placement	02/05/2019	\$176.00	P
40190518	OHP Care Provider	Out of Home Placement	02/05/2019	\$442.00	P
40190519	OHP Care Provider	Out of Home Placement	02/05/2019	\$6.45	P
40190520	OHP Care Provider	Out of Home Placement	02/05/2019	\$21.16	P
40190521	OHP Care Provider	Out of Home Placement	02/05/2019	\$28.52	P
40190522	OHP Care Provider	Out of Home Placement	02/05/2019	\$6,200.00	P
40190523	OHP Care Provider	Out of Home Placement	02/05/2019	\$244.00	P
40190524	OHP Care Provider	Out of Home Placement	02/05/2019	\$404.00	P
40190525	OHP Care Provider	Out of Home Placement	02/05/2019	\$16.00	P
40190526	OHP Care Provider	Out of Home Placement	02/05/2019	\$128.00	P
40190527	OHP Care Provider	Out of Home Placement	02/05/2019	\$1,054.71	P
40190528	OHP Care Provider	Out of Home Placement	02/05/2019	\$524.00	P
40190529	OHP Care Provider	Out of Home Placement	02/05/2019	\$14,208.85	P
40190530	OHP Care Provider	Out of Home Placement	02/05/2019	\$135.10	P
40190531	OHP Care Provider	Out of Home Placement	02/05/2019	\$78.97	P
40190532	OHP Care Provider	Out of Home Placement	02/05/2019	\$78.19	P
40190533	OHP Care Provider	Out of Home Placement	02/05/2019	\$442.00	P
40190534	OHP Care Provider	Out of Home Placement	02/05/2019	\$432.00	P
40190535	OHP Care Provider	Out of Home Placement	02/05/2019	\$637.00	P
40190536	OHP Care Provider	Out of Home Placement	02/05/2019	\$12,529.89	P
40190537	OHP Care Provider	Out of Home Placement	02/05/2019	\$200.00	P
40190538	OHP Care Provider	Out of Home Placement	02/05/2019	\$404.00	P
40190539	OHP Care Provider	Out of Home Placement	02/05/2019	\$24.00	P
40190540	OHP Care Provider	Out of Home Placement	02/05/2019	\$200.00	P
40190541	OHP Care Provider	Out of Home Placement	02/05/2019	\$404.00	P
40190542	OHP Care Provider	Out of Home Placement	02/05/2019	\$502.00	P
40190543	OHP Care Provider	Out of Home Placement	02/05/2019	\$344.00	P
40190544	OHP Care Provider	Out of Home Placement	02/05/2019	\$244.00	P
40190545	OHP Care Provider	Out of Home Placement	02/05/2019	\$200.00	P
40190546	OHP Care Provider	Out of Home Placement	02/05/2019	\$524.00	P
40190547	OHP Care Provider	Out of Home Placement	02/05/2019	\$1,089.00	P
40190548	OHP Care Provider	Out of Home Placement	02/05/2019	\$404.00	P
40190549	OHP Care Provider	Out of Home Placement	02/05/2019	\$400.00	P

Committee Report - County of Wood

HUMAN SERVICES - FEBRUARY 2019

40190297 - 40190860 40186719 - 40186897

Voucher	Vendor Name	Nature of Claim	Doc Date	Amount	Paid
40190550	OHP Care Provider	Out of Home Placement	02/05/2019	\$13.00	P
40190551	OHP Care Provider	Out of Home Placement	02/05/2019	\$588.00	P
40190552	OHP Care Provider	Out of Home Placement	02/05/2019	\$888.00	P
40190553	OHP Care Provider	Out of Home Placement	02/05/2019	\$524.00	P
40190554	OHP Care Provider	Out of Home Placement	02/05/2019	\$244.00	P
40190555	OHP Care Provider	Out of Home Placement	02/05/2019	\$244.00	P
40190556	OHP Care Provider	Out of Home Placement	02/05/2019	\$244.00	P
40190557	OHP Care Provider	Out of Home Placement	02/05/2019	\$244.00	P
40190558	OHP Care Provider	Out of Home Placement	02/05/2019	\$442.00	P
40190559	OHP Care Provider	Out of Home Placement	02/05/2019	\$154.32	P
40190560	OHP Care Provider	Out of Home Placement	02/05/2019	\$25.58	P
40190561	OHP Care Provider	Out of Home Placement	02/05/2019	\$1,750.00	P
40190562	OHP Care Provider	Out of Home Placement	02/05/2019	\$21.68	P
40190563	OHP Care Provider	Out of Home Placement	02/05/2019	\$524.00	P
40190564	OHP Care Provider	Out of Home Placement	02/05/2019	\$244.00	P
40190565	OHP Care Provider	Out of Home Placement	02/05/2019	\$244.00	P
40190566	OHP Care Provider	Out of Home Placement	02/05/2019	\$404.00	P
40190567	OHP Care Provider	Out of Home Placement	02/05/2019	\$100.00	P
40190568	OHP Care Provider	Out of Home Placement	02/05/2019	\$547.00	P
40190569	OHP Care Provider	Out of Home Placement	02/05/2019	\$288.00	P
40190570	OHP Care Provider	Out of Home Placement	02/05/2019	\$524.00	P
40190571	OHP Care Provider	Out of Home Placement	02/05/2019	\$1,001.00	P
40190572	OHP Care Provider	Out of Home Placement	02/05/2019	\$244.00	P
40190573	OHP Care Provider	Out of Home Placement	02/05/2019	\$280.65	P
40190574	OHP Care Provider	Out of Home Placement	02/05/2019	\$404.00	P
40190575	OHP Care Provider	Out of Home Placement	02/05/2019	\$88.00	P
40190576	OHP Care Provider	Out of Home Placement	02/05/2019	\$404.00	P
40190577	OHP Care Provider	Out of Home Placement	02/05/2019	\$88.00	P
40190578	OHP Care Provider	Out of Home Placement	02/05/2019	\$280.65	P
40190579	OHP Care Provider	Out of Home Placement	02/05/2019	\$100.00	P
40190580	OHP Care Provider	Out of Home Placement	02/05/2019	\$152.00	P
40190581	OHP Care Provider	Out of Home Placement	02/05/2019	\$404.00	P
40190582	OHP Care Provider	Out of Home Placement	02/05/2019	\$244.00	P
40190583	OHP Care Provider	Out of Home Placement	02/05/2019	\$1,183.00	P
40190584	OHP Care Provider	Out of Home Placement	02/05/2019	\$256.00	P
40190585	OHP Care Provider	Out of Home Placement	02/05/2019	\$524.00	P
40190586	OHP Care Provider	Out of Home Placement	02/05/2019	\$3.35	P
40190587	OHP Care Provider	Out of Home Placement	02/05/2019	\$13.90	P
40190588	OHP Care Provider	Out of Home Placement	02/05/2019	\$6.45	P
40190589	OHP Care Provider	Out of Home Placement	02/05/2019	\$6.71	P
40190590	OHP Care Provider	Out of Home Placement	02/05/2019	\$28.13	P
40190591	OHP Care Provider	Out of Home Placement	02/05/2019	\$13.90	P
40190592	OHP Care Provider	Out of Home Placement	02/05/2019	\$404.00	P
40190593	OHP Care Provider	Out of Home Placement	02/05/2019	\$112.00	P

Committee Report - County of Wood

HUMAN SERVICES - FEBRUARY 2019

40190297 - 40190860 40186719 - 40186897

Voucher	Vendor Name	Nature of Claim	Doc Date	Amount	Paid
40190594	OHP Care Provider	Out of Home Placement	02/05/2019	\$100.00	P
40190595	OHP Care Provider	Out of Home Placement	02/05/2019	\$100.00	P
40190596	OHP Care Provider	Out of Home Placement	02/05/2019	\$404.00	P
40190597	OHP Care Provider	Out of Home Placement	02/05/2019	\$64.00	P
40190598	OHP Care Provider	Out of Home Placement	02/05/2019	\$244.00	P
40190599	OHP Care Provider	Out of Home Placement	02/05/2019	\$244.00	P
40190600	OHP Care Provider	Out of Home Placement	02/05/2019	\$244.00	P
40190601	OHP Care Provider	Out of Home Placement	02/05/2019	\$384.00	P
40190602	OHP Care Provider	Out of Home Placement	02/05/2019	\$384.00	P
40190603	OHP Care Provider	Out of Home Placement	02/05/2019	\$6,200.00	P
40190604	OHP Care Provider	Out of Home Placement	02/05/2019	\$478.00	P
40190605	OHP Care Provider	Out of Home Placement	02/05/2019	\$510.00	P
40190606	OHP Care Provider	Out of Home Placement	02/05/2019	\$420.00	P
40190607	OHP Care Provider	Out of Home Placement	02/05/2019	\$876.00	P
40190608	OHP Care Provider	Out of Home Placement	02/05/2019	\$520.00	P
40190609	OHP Care Provider	Out of Home Placement	02/05/2019	\$594.00	P
40190610	OHP Care Provider	Out of Home Placement	02/05/2019	\$520.00	P
40190611	OHP Care Provider	Out of Home Placement	02/05/2019	\$568.00	P
40190612	OHP Care Provider	Out of Home Placement	02/05/2019	\$568.00	P
40190613	OHP Care Provider	Out of Home Placement	02/05/2019	\$544.00	P
40190614	OHP Care Provider	Out of Home Placement	02/05/2019	\$244.00	P
40190615	OHP Care Provider	Out of Home Placement	02/05/2019	\$244.00	P
40190616	OHP Care Provider	Out of Home Placement	02/05/2019	\$244.00	P
40190617	OHP Care Provider	Out of Home Placement	02/05/2019	\$244.00	P
40190618	OHP Care Provider	Out of Home Placement	02/05/2019	\$244.00	P
40190619	OHP Care Provider	Out of Home Placement	02/05/2019	\$244.00	P
40190620	OHP Care Provider	Out of Home Placement	02/05/2019	\$244.00	P
40190621	OHP Care Provider	Out of Home Placement	02/05/2019	\$244.00	P
40190622	OHP Care Provider	Out of Home Placement	02/05/2019	\$244.00	P
40190623	OHP Care Provider	Out of Home Placement	02/05/2019	\$244.00	P
40190624	OHP Care Provider	Out of Home Placement	02/05/2019	\$244.00	P
40190625	OHP Care Provider	Out of Home Placement	02/05/2019	\$244.00	P
40190626	OHP Care Provider	Out of Home Placement	02/05/2019	\$244.00	P
40190627	OHP Care Provider	Out of Home Placement	02/05/2019	\$244.00	P
40190628	OHP Care Provider	Out of Home Placement	02/05/2019	\$244.00	P
40190629	OHP Care Provider	Out of Home Placement	02/05/2019	\$244.00	P
40190630	OHP Care Provider	Out of Home Placement	02/05/2019	\$244.00	P
40190631	OHP Care Provider	Out of Home Placement	02/05/2019	\$244.00	P
40190632	OHP Care Provider	Out of Home Placement	02/05/2019	\$244.00	P
40190633	OHP Care Provider	Out of Home Placement	02/05/2019	\$244.00	P
40190634	OHP Care Provider	Out of Home Placement	02/05/2019	\$244.00	P
40190635	OHP Care Provider	Out of Home Placement	02/05/2019	\$244.00	P
40190636	OHP Care Provider	Out of Home Placement	02/05/2019	\$244.00	P
40190637	OHP Care Provider	Out of Home Placement	02/05/2019	\$244.00	P

Committee Report - County of Wood

HUMAN SERVICES - FEBRUARY 2019

40190297 - 40190860 40186719 - 40186897

Voucher	Vendor Name	Nature of Claim	Doc Date	Amount	Paid
40190638	OHP Care Provider	Out of Home Placement	02/05/2019	\$244.00	P
40190639	OHP Care Provider	Out of Home Placement	02/05/2019	\$226.00	P
40190640	OHP Care Provider	Out of Home Placement	02/05/2019	\$226.00	P
40190641	OHP Care Provider	Out of Home Placement	02/05/2019	\$244.00	P
40190642	OHP Care Provider	Out of Home Placement	02/05/2019	\$226.00	P
40190643	OHP Care Provider	Out of Home Placement	02/05/2019	\$375.00	P
40190644	OHP Care Provider	Out of Home Placement	02/05/2019	\$407.00	P
40190645	OHP Care Provider	Out of Home Placement	02/05/2019	\$244.00	P
40190646	OHP Care Provider	Out of Home Placement	02/05/2019	\$244.00	P
40190647	OHP Care Provider	Out of Home Placement	02/05/2019	\$244.00	P
40190648	OHP Care Provider	Out of Home Placement	02/05/2019	\$244.00	P
40190649	OHP Care Provider	Out of Home Placement	02/05/2019	\$244.00	P
40190650	OHP Care Provider	Out of Home Placement	02/05/2019	\$244.00	P
40190651	OHP Care Provider	Out of Home Placement	02/05/2019	\$244.00	P
40190652	OHP Care Provider	Out of Home Placement	02/05/2019	\$244.00	P
40190653	OHP Care Provider	Out of Home Placement	02/05/2019	\$244.00	P
40190654	OHP Care Provider	Out of Home Placement	02/05/2019	\$244.00	P
40190655	OHP Care Provider	Out of Home Placement	02/05/2019	\$244.00	P
40190656	OHP Care Provider	Out of Home Placement	02/05/2019	\$244.00	P
40190657	OHP Care Provider	Out of Home Placement	02/05/2019	\$244.00	P
40190658	OHP Care Provider	Out of Home Placement	02/05/2019	\$244.00	P
40190659	OHP Care Provider	Out of Home Placement	02/05/2019	\$244.00	P
40190660	OHP Care Provider	Out of Home Placement	02/05/2019	\$244.00	P
40190661	OHP Care Provider	Out of Home Placement	02/05/2019	\$244.00	P
40190662	OHP Care Provider	Out of Home Placement	02/05/2019	\$244.00	P
40190663	OHP Care Provider	Out of Home Placement	02/05/2019	\$244.00	P
40190664	OHP Care Provider	Out of Home Placement	02/05/2019	\$244.00	P
40190665	OHP Care Provider	Out of Home Placement	02/05/2019	\$244.00	P
40190666	OHP Care Provider	Out of Home Placement	02/05/2019	\$244.00	P
40190667	OHP Care Provider	Out of Home Placement	02/05/2019	\$244.00	P
40190668	HAFFA BARBARA	YA MEETING	01/31/2019	\$92.04	P
40190669	ROSHOLT LION'S CAMP	CSP/CTT STAFF CAMP FEES	01/31/2019	\$48.00	P
40190670	WOOD COUNTY HSD PETTY CASH	REPLENISH PETTY CASH	01/31/2019	\$178.59	P
40190671	REGISTRATION FEE TRUST	FSET DRIVER LICENSE	01/31/2019	\$34.00	P
40190672	REGISTRATION FEE TRUST	FSET DRIVER LICENSE	01/31/2019	\$34.00	P
40190673	REGISTRATION FEE TRUST	FSET DRIVER LICENSE	01/31/2019	\$35.00	P
40190674	RHINEHART KARI	CW CLIENT MEAL GAS	01/31/2019	\$37.67	P
40190675		STATE PASS THRU FUNDS	01/31/2019	\$136.95	P
40190676	AMAZON CAPITAL SERVICES	CLTS WAIVER PROGRAM	01/31/2019	\$23.12	P
40190677	AMAZON CAPITAL SERVICES	CLTS WAIVER PROGRAM	01/31/2019	\$26.97	P
40190678	AMAZON CAPITAL SERVICES	CLTS WAIVER PROGRAM	01/31/2019	\$63.56	P
40190679	CITY OF WAUSAU	FSET BUS PASSES	01/31/2019	\$1,198.00	P
40190680	CW SOLUTIONS LLC	FSET SUPPORT SERVICES	01/31/2019	\$1,371.55	P
40190681	CW SOLUTIONS LLC	FSET CHILDREN FIRST SUBCONTRAC	01/31/2019	\$1,520.61	P

Committee Report - County of Wood

HUMAN SERVICES - FEBRUARY 2019

40190297 - 40190860 40186719 - 40186897

Voucher	Vendor Name	Nature of Claim	Doc Date	Amount	Paid
40190682	CW SOLUTIONS LLC	IL SUPPORT SERVICES	01/31/2019	\$3,868.62	P
40190683	CW SOLUTIONS LLC	IL SUBCONTRACT	01/31/2019	\$6,583.27	P
40190684	CW SOLUTIONS LLC	FSET SUBCONTRACT	01/31/2019	\$102,663.02	P
40190685	COLORADO DEPT OF PUBLIC HEALTH & ENV	CW BIRTH CERT	01/31/2019	\$20.00	P
40190686	COLORADO DEPT OF PUBLIC HEALTH & ENV	CW BIRTH CERT	01/31/2019	\$20.00	P
40190687	ENTERPRISE RENT-A-CAR	UW EXT CAR RENTAL	01/31/2019	\$71.66	P
40190688	ENTERPRISE RENT-A-CAR	CW RENTAL CAR	01/31/2019	\$37.36	P
40190689	ENTERPRISE RENT-A-CAR	UW EXT RENATL CAR	01/31/2019	\$33.81	P
40190690	EVERGREEN APARTMENT LLC	IL RENT	01/31/2019	\$1,117.50	P
40190691	FLEXSTAFF	TEMP SERVICES	01/31/2019	\$822.69	P
40190692	FLEXSTAFF	TEMP SERVICES	01/31/2019	\$590.70	P
40190693	FLEXSTAFF	TEMP SERVICES	01/31/2019	\$511.94	P
40190694	FLEXSTAFF	TEMP SERVICES	01/31/2019	\$822.69	P
40190695	[REDACTED]	IL REIMB BOOKS	01/31/2019	\$102.86	P
40190696	KRISTIN'S DAYCARE	CC CERTIFICATION	01/31/2019	\$55.00	P
40190697	KRISTIN'S DAYCARE	CC CERTIFICATION	01/31/2019	\$125.00	P
40190698	MENJIVAR FRANCISCA	B-3 INTERPRETER SERVICES	01/31/2019	\$235.75	P
40190699	MENOMINEE DEPT OF TRANSIT SERVICES	FSET BUS PASS	01/31/2019	\$25.00	P
40190700	MENTORING ACTIVITY THERAPY SERVICES LLC	CCS CONTRACTED SERVICES	01/31/2019	\$206.25	P
40190701	SEARS - WISCONSIN RAPIDS	CW POST REUNIFICATION	01/31/2019	\$1,713.24	P
40190702	SHRED SAFE LLC	DESTRUCTION OF BINS	01/31/2019	\$225.00	P
40190703	SOLARUS	PHONE EXP BRIDGEWAY CRISIS	01/31/2019	\$106.64	P
40190704	[REDACTED]	TRIP CLIENT REFUND	01/31/2019	\$145.00	P
40190705	WE ENERGIES	CW IHSS	01/31/2019	\$89.68	P
40190706	WATER WORKS & LIGHTING COMM	CW IHSS	01/31/2019	\$58.48	P
40190707	WI DEPT OF JUSTICE	EMPLOYEE BACKGROUND CHECKS	01/31/2019	\$80.00	P
40190708	WI DEPT OF JUSTICE	FINGERPRINTING CHECKS	01/31/2019	\$282.50	P
40190709	AMAZON CAPITAL SERVICES	FSET JOB RETENTION SUP SVS	02/07/2019	\$26.40	P
40190710	CENTRE FOR WELL BEING INC THE	YA CLIENT ASSESSMENT	02/07/2019	\$250.00	P
40190711	DAVES DRIVING SCHOOL LLC	IL DRIVER ED	02/07/2019	\$75.00	P
40190712	DON'S AUTOMOTIVE CENTER	FSET AUTO REPAIR	02/07/2019	\$529.06	P
40190713	MENOMINEE DEPT OF TRANSIT SERVICES	FSET BUS PASS	02/07/2019	\$25.00	P
40190714	MENOMINEE DEPT OF TRANSIT SERVICES	FSET BUS PASS	02/07/2019	\$50.00	P
40190715	MENOMINEE DEPT OF TRANSIT SERVICES	FSET BUS PASS	02/07/2019	\$25.00	P
40190716	PREFERRED DRIVER EDUCATION	CW DRIVER ED	02/07/2019	\$200.00	P
40190717	SCHIERL TIRE & SERVICE	FSET AUTO REPAIR	02/07/2019	\$668.84	P
40190718	TEE ROY'S REPAIR	FSET AUTO REPAIR	02/07/2019	\$303.17	P
40190719	VILAS COUNTY REGISTER OF DEEDS	FSET BIRTH CERT	02/07/2019	\$20.00	P
40190720	WOOD COUNTY REGISTER OF DEEDS	CW BIRTH CERT	02/07/2019	\$20.00	P
40190721	DIEDRICK KATHY OR BOB	RECEIVING HOME FEB19	02/07/2019	\$804.00	P
40190722	MARSHFIELD PUBLIC TRANSIT	CLIENT TRANSPORTATION	02/07/2019	\$85.50	P
40190723	RAPID CAB COMPANY INC	FSET TAXI CAB VOUCHERS	02/07/2019	\$800.00	P
40190724	ROBINSON AMY J	WHEAP CONFERENCE	02/07/2019	\$43.48	P
40190725	ALBERT JILL	JANUARY MILEAGE	01/31/2019	\$47.73	P

Committee Report - County of Wood

HUMAN SERVICES - FEBRUARY 2019

40190297 - 40190860 40186719 - 40186897

Voucher	Vendor Name	Nature of Claim	Doc Date	Amount	Paid
40190726	ALLEN ALYSON	JAN MILEAGE	01/31/2019	\$37.82	P
40190727	ANDERSON ADAM	JAN MILEAGE	01/31/2019	\$65.83	P
40190728	ARENDT SARAH	JAN MILEAGE	01/31/2019	\$141.11	P
40190729	ARNDT ERIN N	JAN MILEAGE	01/31/2019	\$144.07	P
40190730	ATWOOD JENNIFER	JAN MILEAGE	01/31/2019	\$67.40	P
40190731	BAUER GRACE A	JAN MILEAGE/MEALS	01/31/2019	\$139.60	P
40190732	BAUER MORGAN	JAN MILEAGE	01/31/2019	\$298.64	P
40190733	BEATHARD AMY	JAN MILEAGE	01/31/2019	\$406.52	P
40190734	BEHELICH WENDY	JAN MILEAGE	01/31/2019	\$20.76	P
40190735	BRAGG KELLY	JAN MILEAGE	01/31/2019	\$79.69	P
40190736	BRAUN-NORDMAN MARY KAY	JAN MILEAGE	01/31/2019	\$4.52	P
40190737	BREEN JEAN M	JAN MILEAGE	01/31/2019	\$3.94	P
40190738	BUDNIK STEVE	JAN MILEAGE	01/31/2019	\$196.97	P
40190739	CHRISTENSEN MARY	JAN MILEAGE/MEALS	01/31/2019	\$203.11	P
40190740	CUMMINGS BISSEN CAITLIN	JAN MILEAGE	01/31/2019	\$174.52	P
40190741	CZYS KATRINA M	JAN MILEAGE	01/31/2019	\$209.50	P
40190742	FARRIS JACK	JAN MILEAGE	01/31/2019	\$135.55	P
40190743	FLEISNER KELLY	JAN MILEAGE	01/31/2019	\$268.13	P
40190744	GOULD ADAM	JAN MILEAGE	01/31/2019	\$178.58	P
40190745	GUDMUNSEN STEPHANIE	JAN MILEAGE	01/31/2019	\$225.62	P
40190746	GUTSCH LISA	JAN MILEAGE	01/31/2019	\$135.31	P
40190747	HAFFA BARBARA	JAN MILEAGE/MEALS	01/31/2019	\$381.82	P
40190748	HEART LINDSEY	JAN MILEAGE/MEALS	01/31/2019	\$377.21	P
40190749	HOFFSTATTER TRENT	JAN MILEAGE	01/31/2019	\$262.04	P
40190750	JINSKY CHRISTINA	JAN MILEAGE	01/31/2019	\$278.57	P
40190751	JUDNIC SHAWNE	JAN MILEAGE/MEALS	01/31/2019	\$201.20	P
40190752	KAHLER LINDSEY	JAN MILEAGE	01/31/2019	\$42.51	P
40190753	KLOSINSKI DENISE M	JAN MILEAGE	01/31/2019	\$44.66	P
40190754	LACHAPPELLE ANNE	JAN MILEAGE	01/31/2019	\$108.92	P
40190755	LANG DOREEN	JAN MILEAGE/MEALS	01/31/2019	\$289.40	P
40190756	LIEGL JODI	JAN MILEAGE	01/31/2019	\$355.42	P
40190757	LIVERNASH TANNA M	JAN MILEAGE	01/31/2019	\$189.08	P
40190758	LLOYD OLIVIA	JAN MILEAGE	01/31/2019	\$109.16	P
40190759	LOWE CINDY	JAN MILEAGE	01/31/2019	\$167.97	P
40190760	MAASSEN BENJAMIN	JAN MILEAGE	01/31/2019	\$51.39	P
40190761	MAURER HANNAH	JAN MILEAGE	01/31/2019	\$140.13	P
40190762	MILOCH KATRINA L	JAN MILEAGE	01/31/2019	\$108.92	P
40190763	NEHMER JESSICA LYNN	JAN MILEAGE	01/31/2019	\$150.16	P
40190764	NENNIG MARY	JAN MILEAGE/MEALS	01/31/2019	\$30.10	P
40190765	NEST JENNA	JAN MILEAGE	01/31/2019	\$57.77	P
40190766	NOVITZKE SARA	JAN MILEAGE	01/31/2019	\$530.70	P
40190767	OTERO IRMA	JAN MILEAGE	01/31/2019	\$21.40	P
40190768	PARKS CASEY L	JAN MILEAGE	01/31/2019	\$77.43	P
40190769	PASSINEAU MATTHEW	JAN MILEAGE/MEALS	01/31/2019	\$641.52	P

Committee Report - County of Wood

HUMAN SERVICES - FEBRUARY 2019

40190297 - 40190860 40186719 - 40186897

Voucher	Vendor Name	Nature of Claim	Doc Date	Amount	Paid
40190770	PELOT CHRISTINA	JAN MILEAGE	01/31/2019	\$127.83	P
40190771	PELOT JAN	JAN MILEAGE	01/31/2019	\$188.27	P
40190772	PIEKARSKI LACEY	JAN MILEAGE	01/31/2019	\$264.48	P
40190773	PLESHEK KAYLA P	JAN MILEAGE	01/31/2019	\$52.43	P
40190774	PORTER REBECCA	JAN MILEAGE	01/31/2019	\$180.73	P
40190775	POWELL JULIE	JAN MILEAGE	01/31/2019	\$160.54	P
40190776	PRICHARD JAKE	JAN MILEAGE	01/31/2019	\$68.44	P
40190777	REQUE BETHANY	JAN MILEAGE	01/31/2019	\$533.98	P
40190778	RHINEHART KARI	JAN MILEAGE	01/31/2019	\$432.68	P
40190779	RINGER TAYLOR	JAN MILEAGE	01/31/2019	\$92.80	P
40190780	ROBINSON AMY J	JAN MILEAGE	01/31/2019	\$39.90	P
40190781	SCHEIDEGGER JILL	JAN MILEAGE	01/31/2019	\$54.29	P
40190782	SCHECKEL KASSIE	JAN MILEAGE	01/31/2019	\$70.06	P
40190783	SCHULTZ RYAN	JAN MILEAGE	01/31/2019	\$102.20	P
40190784	SKERHUTT JULIE	JAN MILEAGE	01/31/2019	\$150.10	P
40190785	SOYK RYAN	JAN MILEAGE	01/31/2019	\$185.48	P
40190786	SZYMANSKI RAQUEL	JAN MILEAGE	01/31/2019	\$62.99	P
40190787	TIMMERMAN JO	JAN MILEAGE	01/31/2019	\$296.09	P
40190788	UTECHT HEATHER	JAN MILEAGE/MEALS	01/31/2019	\$548.15	P
40190789	WANCA NETZOW CELENA	JAN MILEAGE	01/31/2019	\$113.16	P
40190790	WEIGEL KARYN	JAN MILEAGE	01/31/2019	\$130.91	P
40190791	WEILER STEVE P	JAN MILEAGE/MEALS	01/31/2019	\$116.69	P
40190792	WIESE ANGELA R	JAN MILEAGE	01/31/2019	\$134.33	P
40190793	WENTZEL KIRSTEN	JAN MILEAGE	01/31/2019	\$55.51	P
40190794	WOLF JAN	JAN MILEAGE/MEALS	01/31/2019	\$508.71	P
40190795	WORMET JOANN	JAN MILEAGE	01/31/2019	\$6.67	P
40190796	YOUNG RONALD A	JAN MILEAGE	01/31/2019	\$199.75	P
40190797	YOUNG TAYLOR	JAN MILEAGE	01/31/2019	\$296.32	P
40190798	ZIEHER ASHLEY	JAN MILEAGE/MEALS	01/31/2019	\$386.51	P
40190799	DIEDRICK KATHY OR BOB	JAN FC TRANSPORTATION	01/31/2019	\$107.88	P
40190800	DIEDRICK KATHY OR BOB	JAN FC TRANSPORTATION	01/31/2019	\$220.40	P
40190801	KNUDSON JULIA OR KEVIN	JAN RESPITE FC	01/31/2019	\$63.32	P
40190802	KNUDSON JULIA OR KEVIN	JAN FESPITE FC	01/31/2019	\$253.29	P
40190803	LAWS CHARLES	JAN RESPITE FC	01/31/2019	\$46.00	P
40190804	PILLAR & VINE INC	JAN PLAN, PLACE, SUPER	01/31/2019	\$1,953.00	P
40190805	PILLAR & VINE INC	JAN PLAN, PLACE, SUPER	01/31/2019	\$1,953.00	P
40190806	PILLAR & VINE INC	JAN PLAN, PLACE, SUPER	01/31/2019	\$1,953.00	P
40190807	SCHNEIDER TERRA OR DARRIN	JAN FC RESPITE	01/31/2019	\$69.00	P
40190808	TRANEL APRIL	JAN FC RESPITE	01/31/2019	\$292.26	P
40190809	WIRTH MANDA	JAN FC RESPITE	01/31/2019	\$145.16	P
40190810	WIRTZ ZOE	JAN FC RESPITE	01/31/2019	\$146.32	P
40190811	WIRTZ ZOE	JAN RESPITE FC	01/31/2019	\$48.77	P
40190812	OHP Care Provider	Out of Home Placement	02/11/2019	\$130.06	P
40190813	OHP Care Provider	Out of Home Placement	02/11/2019	\$65.03	P

Committee Report - County of Wood

HUMAN SERVICES - FEBRUARY 2019

40190297 - 40190860 40186719 - 40186897

Voucher	Vendor Name	Nature of Claim	Doc Date	Amount	Paid
40190814	DIEDRICK KATHY OR BOB	CW IHSS	01/31/2019	\$57.49	P
40190815	ENTERPRISE RENT-A-CAR	CW RENTAL CAR	01/31/2019	\$40.22	P
40190816	MARSHFIELD UTILITIES	CW IHSS	01/31/2019	\$168.50	P
40190817	OPTIONS COUNSELING SERVICES LLC	AODA SERVICES JAN	01/31/2019	\$3,000.00	P
40190818	RIVER CITY CAB	VOLUNTEER TRANSPORTATION	01/31/2019	\$26.50	P
40190819	RP SERVICES OF WI INC	CAB TICKETS JAN	01/31/2019	\$85.50	P
40190820	SATELLITE TRACKING OF PEOPLE LLC	CW ELECTRONIC MONITORING FEES	01/31/2019	\$395.25	P
40190821	SMAZAL DALE A	VOLUNTEER TRANSPORTATION JAN	01/31/2019	\$372.94	P
40190822	SWITS LTD	INTERPRETER FEES	01/31/2019	\$21.00	P
40190823	TESSEN ROGER	VOLUNTEER DRIVER REIMB	01/31/2019	\$519.68	P
40190824	VOIANCE LANGUAGE SERVICES LLC	NORTHERN INC MAINT CONSORTIUM	01/31/2019	\$438.26	P
40190825	HEART LINDSEY	CW RENTAL CAR GAS	01/31/2019	\$34.00	P
40190826	VRUWINK JILL	CW IHSS	01/31/2019	\$66.00	P
40190827	WOOD COUNTY REGISTER OF DEEDS	IL BIRTH CERTIFICATE	01/31/2019	\$23.00	P
40190828	WOOD TRUST BANK	CW IHSS	01/31/2019	\$245.00	P
40190829	WOOD TRUST BANK	CW IHSS	01/31/2019	\$20.00	P
40190830	ESQUIRE MUFFLERS	CW IHSS	02/14/2019	\$1,450.00	P
40190831	WG&R FURNITURE	CW IHSS	02/14/2019	\$1,830.38	P
40190832	WG&R FURNITURE	CW IHSS	02/14/2019	\$1,571.87	P
40190833	KOWIESKI KEVIN	TRANSPORTATION-SUPPLIES	02/14/2019	\$27.18	P
40190834	KWIK TRIP	CW IHSS	02/14/2019	\$120.00	P
40190835	KWIK TRIP	CW IHSS	02/14/2019	\$50.00	P
40190836	KWIK TRIP	CW GAS CARD	02/14/2019	\$100.00	P
40190837		CW IHSS	02/14/2019	\$2,400.00	P
40190839	REGISTRATION FEE TRUST	FSET DRIVER LICENSE	02/14/2019	\$28.00	P
40190840	WAL-MART	CW IHSS	02/14/2019	\$827.51	P
40190841	WE ENERGIES	CW IHSS	02/14/2019	\$167.00	P
40190842	WOOD TRUST BANK	CW IHSS	02/14/2019	\$195.00	P
40190843	DIAMOND PROPERTY MANAGEMENT	CW IHSS	02/14/2019	\$1,317.14	P
40190844	AMAZON CAPITAL SERVICES	OP AODA SUPPLIES	02/14/2019	\$125.60	P
40190845	FLEXSTAFF	TEMP SERVICES	02/14/2019	\$639.93	P
40190846	FREEBERG'S SERVICE & REPAIR	CW IHSS	02/14/2019	\$494.17	P
40190847	KWIK TRIP INC	FSET REGIONAL GAS CARDS	02/14/2019	\$36,909.60	P
40190848	MERCER HEALTH & BENEFITS ADMINISTRATION LLC	OP ANNUAL LIAB INS	02/14/2019	\$916.00	P
40190849		CHILD CARE CERTIFICATION	02/14/2019	\$125.00	P
40190850		CHILD CARE CERTIFICATION	02/14/2019	\$55.00	P
40190851	NIEMAN'S SERVICE INC	CW IHSS	02/14/2019	\$63.30	P
40190852	PREFERRED DRIVER EDUCATION	FSET DRIVER ED	02/14/2019	\$200.00	P
40190853	PROJECT LIFESAVER INC	PROJECT LIESAVER TRANSMITTERS	02/14/2019	\$471.88	P
40190854	REGISTRATION FEE TRUST	FSET DRIVER LICENSE	02/14/2019	\$49.00	P
40190855		REFUND TRIP	02/14/2019	\$680.00	P
40190856		IL RENT ASSIST	02/14/2019	\$600.00	P
40190857		CW POST REUNIFICATION	02/14/2019	\$450.00	P

Committee Report - County of Wood

HUMAN SERVICES - FEBRUARY 2019

40190297 - 40190860 40186719 - 40186897

Voucher	Vendor Name	Nature of Claim	Doc Date	Amount	Paid
40190858	HAYES KAREN A	JAN MILEAGE	01/31/2019	\$325.90	P
40190859	SCHLAEFER WENDY	JAN RESPITE FC	01/31/2019	\$241.94	P
40190860	WATER WORKS & LIGHTING COMM	CW IHSS	01/31/2019	\$141.54	P
Grand Total:				\$760,731.44	

Signatures

Committee Chair: _____

Committee Member: _____

Committee Member: _____

Committee Member: _____

Committee Member: _____

Committee Member: _____

Committee Member: _____

Committee Member: _____

Committee Member: _____

Committee Report

County of Wood

Report of claims for: NORWOOD HEALTH CENTER

For the period of: FEBRUARY 2019

For the range of vouchers: 20180675 - 20180700 20190007 - 20190121 20190058-R_ -
20190063-R_

Voucher	Vendor Name	Nature of Claim	Doc Date	Amount	Paid
20180675	GROSS MOTORS	REPAIRS TO MINI VAN	11/02/2018	\$1,105.48	P
20180676	BALTUS OIL COMPANY	VEHICLE FUEL	12/31/2018	\$314.32	P
20180677	BOE BAILEY	EE MILEAGE REIMBURSEMENT-BB	01/11/2019	\$52.70	P
20180678	COMPLETE CONTROL	DIGITAL CONTROLS RENO-FINAL PM	12/27/2018	\$124.50	P
20180679	WISCONSIN MEDIA	LEGAL NOTICES	12/31/2018	\$219.79	P
20180680	GREENFIELD REHABILITATION AGENCY INC	PT/OT/SPEECH THERAPY-DEC2018	12/31/2018	\$13,969.15	P
20180681	GROSS MOTORS	REPAIRS TO WHITE MINI VAN	12/31/2018	\$259.63	P
20180682	LUEPKE MARIA	MILEAGE REIMBURSEMENT-ML	01/07/2019	\$35.53	P
20180683	MARSHFIELD CLINIC	PROFESSIONAL SERVICES-DEC2018	12/31/2018	\$14,011.76	P
20180684	MCKESSON MEDICAL	NURSING SUPPLIES	12/03/2018	(\$1,466.92)	P
20180685	MCKESSON MEDICAL	NURSING SUPPLIES	12/05/2018	\$657.99	P
20180686	MCKESSON MEDICAL	NURSING SUPPLIES	12/06/2018	(\$107.74)	P
20180687	MCKESSON MEDICAL	NURSING SUPPLIES	12/08/2018	(\$320.32)	P
20180688	MCKESSON MEDICAL	NURSING SUPPLIES	12/12/2018	\$415.70	P
20180689	MCKESSON MEDICAL	NURSING SUPPLIOES	12/18/2018	\$489.09	P
20180690	MCKESSON MEDICAL	NURSING SUPPLIES	12/20/2018	\$447.70	P
20180691	MCKESSON MEDICAL	NURSING SUPPLIES	12/26/2018	\$591.73	P
20180692	OMNICARE INC	PATIENT MEDICATIONS-DEC 2018	12/31/2018	\$8,218.57	P
20180693	CITY OF MARSHFIELD	LAB ANALYSIS-DEC 2018	12/31/2018	\$47.00	P
20180694	WE ENERGIES	NATURAL GAS SERVICE-DEC 2018	01/08/2019	\$8,774.55	P
20180695	SEUBERT KRISTI	MILEAGE REIMBURSEMENT-EE	01/31/2019	\$36.57	P
20180696	HOUSE CALLS	HOUSE CALLS OVERPMT REFUND	01/28/2019	\$2,038.87	P
20180697	MOBILEXUSA	PATIENT X-RAYS - HOSPITAL	12/30/2018	\$46.77	P
20180698	SHRED-IT	CONFIDENTIAL SHREDDING-DEC18	01/22/2019	\$48.50	P
20180699	COMPLETE CONTROL	EQUIPMENT REPAIR	12/31/2018	\$855.88	P
20180700	COMPLETE CONTROL	EQUIPMENT REPAIR	01/23/2019	(\$204.50)	P
20190007	BUSHMAN DAIRY DISTRIBUTORS INC	DIETARY & CONGREGATE FOOD	01/01/2019	\$314.25	P
20190008	BUSHMAN DAIRY DISTRIBUTORS INC	DIETARY & CONGREGATE FOOD	01/04/2019	\$434.05	P
20190009	BUSHMAN DAIRY DISTRIBUTORS INC	DIETARY & CONGREGATE FOOD	01/08/2019	\$476.35	P
20190010	BUSHMAN DAIRY DISTRIBUTORS INC	DIETARY & CONGREGATE FOOD	01/11/2019	\$423.20	P
20190011	CENTRAL RESTAURANT PRODUCTS	DIETARY SUPPLIES	01/11/2019	\$236.12	P
20190012	DISH NETWORK	SATELITE TV SERVICE-JAN 2019	01/04/2019	\$136.99	P
20190013	FESTIVAL FOODS	DIETARY FOOD & SUPPLIES	01/03/2019	\$25.56	P

Committee Report - County of Wood

NORWOOD HEALTH CENTER - FEBRUARY
201920190058-R_ -
20190063-R_

20190007 - 20190121 20180675 - 20180700

Voucher	Vendor Name	Nature of Claim	Doc Date	Amount	Paid
20190014	GRAYKOWSKI'S DISTRIBUTING	CONGREGATE FOOD	01/02/2019	\$159.36	P
20190015	GRAYKOWSKI'S DISTRIBUTING	CONGREGATE FOOD	01/04/2019	\$55.80	P
20190016	GRAYKOWSKI'S DISTRIBUTING	CONGREGATE FOOD	01/07/2019	\$215.04	P
20190017	GRAYKOWSKI'S DISTRIBUTING	CONGREGATE FOOD	01/09/2019	\$144.00	P
20190018	GRAYKOWSKI'S DISTRIBUTING	CONGREGATE FOOD	01/11/2019	\$35.96	P
20190019	GRAYKOWSKI'S DISTRIBUTING	CONGREGATE FOOD	01/14/2019	\$175.36	P
20190020	MARSHFIELD AREA CHAMBER FOUNDATION	MACCI MEMBERSHIP FOR 2019	01/01/2019	\$196.00	P
20190021	MARTIN BROS DISTRIBUTING CO INC	DIETARY FOOD & SUPPLIES	01/04/2019	\$2,625.74	P
20190022	MARTIN BROS DISTRIBUTING CO INC	CONGREGATE FOOD	01/04/2019	\$1,773.74	P
20190023	MARTIN BROS DISTRIBUTING CO INC	DIETARY FOOD & SUPPLIES	01/07/2019	\$254.98	P
20190024	MARTIN BROS DISTRIBUTING CO INC	CONGREGATE FOOD	01/07/2019	\$5,609.48	P
20190025	MARTIN BROS DISTRIBUTING CO INC	DIETARY FOOD	01/08/2019	(\$50.00)	P
20190026	MARTIN BROS DISTRIBUTING CO INC	DIETARY FOOD & SUPPLIES	01/11/2019	\$2,852.26	P
20190027	MARTIN BROS DISTRIBUTING CO INC	DIETARY FOOD & SUPPLIES	01/11/2019	\$188.14	P
20190028	MARTIN BROS DISTRIBUTING CO INC	CONGREGATE FOOD & SUPPLIES	01/11/2019	\$1,639.77	P
20190029	MARTIN BROS DISTRIBUTING CO INC	DIETARY SUPPLIES	01/11/2019	\$68.22	P
20190030	MARTIN BROS DISTRIBUTING CO INC	DIETARY FOOD & SUPPLIES	01/14/2019	\$410.18	P
20190031	MARTIN BROS DISTRIBUTING CO INC	CONGREGATE FOOD	01/14/2019	\$4,088.00	P
20190032	MATRIXCARE SDS-12-2905	MDI ACHIEVE JAN. CHARGES	01/01/2019	\$1,112.44	P
20190033	MCKESSON MEDICAL	NURSING SUPPLIES	01/02/2019	\$10.70	P
20190034	MENARDS-MARSHFIELD	PLUMBING SUPPLIES	01/08/2019	\$2.62	P
20190035	MENARDS-MARSHFIELD	MAINTENANCE & AUTO SUPPLIES	01/08/2019	\$101.54	P
20190036	NASSCO	HOUSEKEEPING SUPPLIES	01/02/2019	\$566.35	P
20190037	NASSCO	HOUSEKEEPING SUPPLIES	01/08/2019	\$561.44	P
20190038	US POSTAL SERVICE	PRE-STAMPED ENVELOPES	01/11/2019	\$860.10	P
20190039	WHEELERS OF MARSHFIELD	SERVICE TO FOOD TRUCK	01/04/2019	\$51.95	P
20190040	BUSHMAN DAIRY DISTRIBUTORS INC	DIETARY & CONGREGATE FOOD	01/15/2019	\$428.85	P
20190041	MENARDS-MARSHFIELD	SOFTENER SALT & TOOLS	01/11/2019	\$165.69	P
20190042	MENARDS-MARSHFIELD	SOFTENER SALT & PLUMBING SUPL	01/10/2019	\$156.42	P
20190043	PRINCE CORPORATION	ICE MELT SALT	01/08/2019	\$176.60	P
20190044	APOLLO CORPORATION	NURSING SUPPLIES	01/17/2019	\$475.00	P
20190045	ADVANCE AUTO PARTS	AUTO LIGHT BULBS	01/15/2019	\$11.98	P
20190046	BRIGGS CORPORATION	CMS 1500 BILLING FORMS	01/24/2019	\$47.18	P
20190047	BUSHMAN DAIRY DISTRIBUTORS INC	DIETARY & CONGREGATE FOOD	01/18/2019	\$415.80	P
20190048	BUSHMAN DAIRY DISTRIBUTORS INC	DIETARY & CONGREGATE FOOD	01/22/2019	\$507.50	P
20190049	BUSHMAN DAIRY DISTRIBUTORS INC	DIETARY & CONGREGATE FOOD	01/25/2019	\$631.30	P
20190050	BUSHMAN DAIRY DISTRIBUTORS INC	DIETARY & CONGREGATE FOOD	01/29/2019	\$223.15	P
20190051	DIRECT SUPPLY INC	C/I-MEAT SLICER-#A2910	01/10/2019	\$4,755.00	P
20190052	DIRECT SUPPLY INC	DIETARY SUPPLIES	01/14/2019	\$499.93	P
20190053	DIRECT SUPPLY INC	C/I-ICE MACHINE	01/22/2019	\$4,988.00	P
20190054	FESTIVAL FOODS	DIETARY FOOD	01/16/2019	\$26.11	P
20190055	FESTIVAL FOODS	DIETARY FOOD	01/19/2019	\$20.72	P
20190056	FRONTIER COMMUNICATIONS	PHONE/FAX FOR JANUARY 2019	01/16/2019	\$263.39	P
20190057	GRAINGER (Norwood)	C/I-CROSSROADS RENOVATION	01/14/2019	\$140.80	P

Committee Report - County of Wood

NORWOOD HEALTH CENTER - FEBRUARY
201920190058-R_ -
20190063-R

20190007 - 20190121 20180675 - 20180700

Voucher	Vendor Name	Nature of Claim	Doc Date	Amount	Paid
20190058	GRAYKOWSKI'S DISTRIBUTING	CONGREGATE FOOD	01/16/2019	(Voided)	P
20190058-R_	GRAYKOWSKI'S DISTRIBUTING	Congregate Food	01/16/2019	\$191.36	P
20190059	GRAYKOWSKI'S DISTRIBUTING	CONGREGATE FOOD	01/18/2019	(Voided)	P
20190059-R_	GRAYKOWSKI'S DISTRIBUTING	CONGREGATE FOOD	01/18/2019	\$55.80	P
20190060	GRAYKOWSKI'S DISTRIBUTING	CONGREGATE FOOD	01/21/2019	(Voided)	P
20190060R_	GRAYKOWSKI'S DISTRIBUTING	CONGREGATE FOOD	01/21/2019	\$119.68	P
20190061	GRAYKOWSKI'S DISTRIBUTING	CONGREGATE FOOD	01/23/2019	(Voided)	P
20190061-R_	GRAYKOWSKI'S DISTRIBUTING	CONGREGATE FOOD	01/23/2019	\$191.36	P
20190062	GRAYKOWSKI'S DISTRIBUTING	CONGREGATE FOOD	01/25/2019	(Voided)	P
20190062-R_	GRAYKOWSKI'S DISTRIBUTING	CONGREGATE FOOD	01/25/2019	\$55.80	P
20190063	GRAYKOWSKI'S DISTRIBUTING	CONGREGATE FOOD	01/28/2019	(Voided)	P
20190063-R_	GRAYKOWSKI'S DISTRIBUTING	CONGREGATE FOOD	01/28/2019	\$143.36	P
20190064	MARTIN BROS DISTRIBUTING CO INC	CONGREGATE FOOD	01/18/2019	\$1,135.65	P
20190065	MARTIN BROS DISTRIBUTING CO INC	DIETARY FOOD & SUPPLIES	01/18/2019	\$2,477.33	P
20190066	MARTIN BROS DISTRIBUTING CO INC	DIETARY FOOD	01/21/2019	\$206.99	P
20190067	MARTIN BROS DISTRIBUTING CO INC	CONGREGATE FOOD	01/21/2019	\$5,017.77	P
20190068	MARTIN BROS DISTRIBUTING CO INC	CONGREGATE FOOD	01/25/2019	\$1,110.92	P
20190069	MARTIN BROS DISTRIBUTING CO INC	DIETARY FOOD & SUPPLIES	01/25/2019	\$2,948.78	P
20190070	MARTIN BROS DISTRIBUTING CO INC	CONGREGATE FOOD	01/28/2019	\$3,579.68	P
20190071	MARTIN BROS DISTRIBUTING CO INC	DIETARY FOOD & SUPPLIES	01/28/2019	\$750.47	P
20190072	MCKESSON MEDICAL	NURSING SUPPLIES	01/08/2019	\$506.27	P
20190073	MCKESSON MEDICAL	NURSING SUPPLIES	01/16/2019	\$556.80	P
20190074	MCKESSON MEDICAL	NURSING SUPPLIES	01/14/2019	\$25.41	P
20190075	MCKESSON MEDICAL	NURSING SUPPLIES	01/21/2019	\$65.63	P
20190076	MENARDS-MARSHFIELD	DIETARY EQUIP REPAIR/MAINT.SPL	01/14/2019	\$32.47	P
20190077	MENARDS-MARSHFIELD	MAINTENANCE SUPPLIES	01/15/2019	\$11.17	P
20190078	MENARDS-MARSHFIELD	MAINTENANCE SUPPLIES	01/16/2019	\$69.98	P
20190079	NASSCO	HOUSEKEEPING SUPPLIES	01/15/2019	\$850.17	P
20190080	NORWOOD PETTY CASH ACCOUNT	NORWOOD PETTY CASH-REIMBURSE	01/31/2019	\$83.78	P
20190081	S & S WORLDWIDE	ACTIVITY SUPPLIES-ADMISSIONS	01/22/2019	\$341.75	P
20190082	S & S WORLDWIDE	ACTIVITY SUPPLIES-CR&PATHWAYS	01/26/2019	\$32.99	P
20190083	SEUBERT KRISTI	MILEAGE REIMBURSEMENT-EE	01/31/2019	\$38.92	P
20190084	SHRED-IT	CONFIDENTIAL SHREDDING-JAN2019	01/22/2019	\$48.50	P
20190085	BUSHMAN DAIRY DISTRIBUTORS INC	DIETARY & CONGREGATE FOOD	02/01/2019	\$442.24	P
20190086	GRAYKOWSKI'S DISTRIBUTING	CONGREGATE FOOD	02/04/2019	(Voided)	P
20190086-R_	MARTIN BROS DISTRIBUTING CO INC	CONGREAGE FOOD	02/04/2019	\$3,539.26	P
20190087	MARTIN BROS DISTRIBUTING CO INC	DIETARY FOOD & SUPPLIES	02/02/2019	\$2,225.55	P
20190088	MARTIN BROS DISTRIBUTING CO INC	CONGREGATE FOOD	02/02/2019	\$841.63	P
20190089	MARTIN BROS DISTRIBUTING CO INC	DIETARY FOOD	02/04/2019	\$147.44	P
20190090	ADVANCE AUTO PARTS	VEHICLE SUPPLIES	01/29/2019	\$23.96	P
20190091	ADVANCE AUTO PARTS	VEHICLE BATTERY	01/31/2019	\$129.99	P
20190092	BRUCE JORDON	EE MILEAGE REIMBURSEMENT	02/05/2019	\$115.19	P
20190093	DIRECT SUPPLY INC	SHOWER CURTAINS	01/17/2019	\$215.98	P
20190094	MARSHFIELD LABORATORIES	LAB TESTS ORDERED-JAN 2019	01/31/2019	\$32.90	P

Committee Report - County of Wood

NORWOOD HEALTH CENTER - FEBRUARY
201920190058-R_ -
20190063-R

20190007 - 20190121 20180675 - 20180700

Voucher	Vendor Name	Nature of Claim	Doc Date	Amount	Paid
20190095	MARSHFIELD UTILITIES	WATER/SEWER/ELECT-JAN 2019	01/31/2019	\$12,567.92	P
20190096	MCKESSON MEDICAL	NURSING SUPPLIES	01/28/2019	\$635.07	P
20190097	MENARDS-MARSHFIELD	MAINTENACE SUPPLIES	01/24/2019	\$6.96	P
20190098	MENARDS-MARSHFIELD	MAINTENANCE SUPPLIES	01/29/2019	\$151.19	P
20190099	NASSCO	HOUSEKEEPING SUPPLIES	01/22/2019	\$108.57	P
20190100	NASSCO	HOUSEKEEPING SUPPLIES	01/29/2019	\$276.22	P
20190101	OMNICARE INC	PATIENT MEDICATIONS-JAN. 2019	01/31/2019	\$9,802.85	P
20190102	SCHINDLER ELEVATOR CORP	REPAIRS TO PASSENGER ELEVATOR	01/28/2019	\$1,279.62	P
20190103	WI DEPT OF JUSTICE	EE BACKGROUND CHECKS	01/31/2019	\$57.00	P
20190104	ADVANCE AUTO PARTS	EQUIPMENT REPAIR	02/05/2019	\$24.49	P
20190105	BSG MAINTENANCE INC	HSKPG/LAUNDRY SERVICES-FEB19	01/20/2019	\$12,442.32	P
20190106	BUSHMAN DAIRY DISTRIBUTORS INC	DIETARY & CONGREGATE FOOD	02/05/2019	\$422.10	P
20190107	BUSHMAN DAIRY DISTRIBUTORS INC	DIETARY & CONGREGATE FOOD	02/08/2019	\$652.75	P
20190108	CENTRAL STATE SUPPLY COMPANY	DIETARY EQUIPMENT REPAIR	02/06/2019	\$37.80	P
20190109	FESTIVAL FOODS	DIETARY FOOD	02/04/2019	\$37.73	P
20190110	FESTIVAL FOODS	DIETARY FOOD	02/11/2019	\$24.27	P
20190111	GRAYKOWSKI'S DISTRIBUTING	CONGREGATE FOOD	02/01/2019	\$43.00	P
20190112	GRAYKOWSKI'S DISTRIBUTING	CONGREGATE FOOD	02/04/2019	\$167.04	P
20190113	GRAYKOWSKI'S DISTRIBUTING	CONGREGATE FOOD	02/07/2019	\$143.36	P
20190114	GRAYKOWSKI'S DISTRIBUTING	CONGREGATE FOOD	02/08/2019	\$55.80	P
20190115	MARTIN BROS DISTRIBUTING CO INC	DIETARY FOOD & SUPPLIES	02/08/2019	\$3,272.89	P
20190116	MARTIN BROS DISTRIBUTING CO INC	CONGREGATE FOOD	02/08/2019	\$965.35	P
20190117	MARTIN BROS DISTRIBUTING CO INC	CONGREGATE FOOD	02/11/2019	\$2,944.46	P
20190118	MARTIN BROS DISTRIBUTING CO INC	DIETARY FOOD	02/11/2019	\$291.44	P
20190119	MENARDS-MARSHFIELD	MAINTENANCE SUPPLIES	02/04/2019	\$48.76	P
20190120	WI DEPT OF HEALTH & SOC SERV	MONTHLY ASSESSMENT FEES-FEB	02/06/2019	\$4,760.00	P
20190121	PIONEER PLUMBING	C/I-BATHROOM RENOVATION-CR	02/11/2019	\$30,000.00	P
Grand Total:				\$199,933.30	

Signatures

Committee Chair:

Committee Member:

Committee Member:

Committee Member:

Committee Member:

Committee Member:

Committee Member:

Committee Member:

Committee Member:

Committee Report

County of Wood

Report of claims for: VETERANS SERVICES

For the period of: FEBRUARY 2019

For the range of vouchers: 31190001 - 31190008

Voucher	Vendor Name	Nature of Claim	Doc Date	Amount	Paid
31190001	GHILONI BEVERLY	VET SVC COMMISSION MILEAGE	01/15/2019	\$5.80	P
31190002	HEISER THOMAS	VET SVC COMMISSION MILEAGE	01/15/2019	\$5.80	P
31190003	AMAZON CAPITAL SERVICES	OFFICE SUPPLIES	01/18/2019	\$10.13	P
31190004	AMAZON CAPITAL SERVICES	OFFICE SUPPLIES	01/20/2019	\$32.90	P
31190005	CVSO ASSOCIATION OF WISCONSIN	2019 SPRING CONFERENCE	01/24/2019	\$410.00	P
31190006	AMAZON CAPITAL SERVICES	OFFICE SUPPLIES	01/27/2019	\$27.39	P
31190007	LARSON ROCK	JANUARY 2019 TRAVEL	01/31/2019	\$162.30	P
31190008	STERLING JASON	JANUARY 2019 TRAVEL	01/31/2019	\$105.56	P
Grand Total:				\$759.88	

Signatures

Committee Chair:

Committee Member:

Committee Member:

Committee Member:

Committee Member:

Committee Member:

Committee Member:

Committee Member:

Committee Member:

County of Wood
Detailed Income Statement
For the Twelve Months Ending December 31, 2018
Human Services Department-Edgewater

2
Item #6

	Actual	2018 Budget	Variance	Variance %
REVENUES				
Taxes				
General Property Taxes	\$1,002,684.00	\$1,002,684.00		0.00%
Total Taxes	1,002,684.00	1,002,684.00		0.00%
Public Charges for Services				
Public Charges-Unified & Norwood	4,884,172.28	4,950,375.00	(66,202.72)	(1.34%)
Provision for Bad Debts-Edgewater	(12,000.00)	(12,000.00)		0.00%
Total Public Charges for Services	4,872,172.28	4,938,375.00	(66,202.72)	(1.34%)
Intergovernmental Charges for Services				
Intergovernmental Transfer Program Rev	869,919.00	511,615.00	358,304.00	70.03%
Total Charges to Other Governments	869,919.00	511,615.00	358,304.00	70.03%
Total Intergovernmental Charges for Services	869,919.00	511,615.00	358,304.00	70.03%
Miscellaneous				
Interest	68.10	60.00	8.10	13.50%
Donations	330,376.31		330,376.31	0.00%
Meal/Vending/Misc Income	10,803.90	14,200.00	(3,396.10)	(23.92%)
Other Miscellaneous	2,046.00	2,400.00	(354.00)	(14.75%)
Total Miscellaneous	343,294.31	16,660.00	326,634.31	1,960.59%
TOTAL REVENUES	7,088,069.59	6,469,334.00	618,735.59	9.56%
EXPENDITURES				
Health and Human Services				
Edgewater-Nursing	3,896,560.96	4,119,094.00	222,533.04	5.40%
Edgewater-Housekeeping	129,602.10	131,548.00	1,945.90	1.48%
Edgewater-Dietary	674,416.19	731,423.00	57,006.81	7.79%
Edgewater-Laundry	59,314.83	150,061.00	90,746.17	60.47%
Edgewater-Maintenance	356,198.58	382,204.00	26,005.42	6.80%
Edgewater-Activities	166,430.02	169,940.00	3,509.98	2.07%
Edgewater-Social Services	142,003.33	156,283.00	14,279.67	9.14%
Edgewater-Administration	637,819.66	628,781.00	(9,038.66)	(1.44%)
Total Health and Human Services	6,062,345.67	6,469,334.00	406,988.33	6.29%
Depreciation				
Depreciation & Amortization	240,779.40		(240,779.40)	0.00%
Total Depreciation	240,779.40		(240,779.40)	0.00%
TOTAL EXPENDITURES	6,303,125.07	6,469,334.00	166,208.93	2.57%
NET INCOME (LOSS) *	784,944.52		784,944.52	

County of Wood
Detailed Income Statement
For the Twelve Months Ending December 31, 2018
Human Services Department-Community

2
Item #6

	Actual	2018 Budget	Variance	Variance %
REVENUES				
Taxes				
General Property Taxes	\$7,503,198.96	\$7,503,199.00	(\$0.04)	(0.00%)
Total Taxes	7,503,198.96	7,503,199.00	(0.04)	(0.00%)
Intergovernmental Revenues				
State Aid & Grants	12,222,109.45	11,490,908.00	731,201.45	6.36%
Total Intergovernmental	12,222,109.45	11,490,908.00	731,201.45	6.36%
Public Charges for Services				
Public Chgs-Other -Local Grant	27,500.00	27,500.00		0.00%
Public Charges-Unified & Norwood	6,040,402.75	5,352,681.00	687,721.75	12.85%
Contractual Adjustment-Unified & Norwood	(2,223,979.27)	(1,785,575.00)	(438,404.27)	24.55%
Total Public Charges for Services	3,843,923.48	3,594,606.00	249,317.48	6.94%
Interdepartmental Charges for Services				
Dept Revenue-Unified & Norwood	67,000.00	73,000.00	(6,000.00)	(8.22%)
Total Interdepartmental Charges	67,000.00	73,000.00	(6,000.00)	(8.22%)
Total Intergovernmental Charges for Services	67,000.00	73,000.00	(6,000.00)	(8.22%)
Miscellaneous				
Rental Income	41,017.23	40,620.00	397.23	0.98%
Gain/Loss-Sale of Property	2,450.00		2,450.00	0.00%
Meal/Vending/Misc Income	12,328.50	5,500.00	6,828.50	124.15%
Total Miscellaneous	55,795.73	46,120.00	9,675.73	20.98%
Other Financing Sources				
Proceeds from Long-Term Debt	50,708.00		50,708.00	0.00%
Total Other Financing Sources	50,708.00		50,708.00	0.00%
TOTAL REVENUES	23,742,735.62	22,707,833.00	1,034,902.62	4.56%
EXPENDITURES				
Health and Human Services				
Human Services-Child Welfare	3,411,581.97	3,580,277.00	168,695.03	4.71%
Human Services- Youth Aids	3,249,308.19	3,310,128.00	60,819.81	1.84%
Human Services- Child Care	127,922.13	140,048.00	12,125.87	8.66%
Human Services- Transportation	376,269.59	369,706.00	(6,563.59)	(1.78%)
Human Services-ESS	1,351,364.19	1,410,902.00	59,537.81	4.22%
Human Services-FSET	2,771,750.46	2,789,886.00	18,135.54	0.65%
Human Services-LIHEAP	118,005.92	125,628.00	7,622.08	6.07%
Human Services-Birth to Three	482,619.45	486,247.00	3,627.55	0.75%
Human Services- FSP	245,717.54	291,898.00	46,180.46	15.82%
Human Services-Child Waivers	224,433.83	249,481.00	25,047.17	10.04%
Human Services-CTT/CSP	522,607.84	569,147.00	46,539.16	8.18%
Human Services-OPC, MH	1,291,205.31	1,377,982.00	86,776.69	6.30%
Human Services-CCS	1,942,691.80	1,760,681.00	(182,010.80)	(10.34%)
Human Services-Crisis, Legal Services	752,604.70	724,832.00	(27,772.70)	(3.83%)
Human Services-MH Contracts	1,032,576.48	1,538,677.00	506,100.52	32.89%
Human Services-OPC, AODA	450,830.83	484,555.00	33,724.17	6.96%
Human Services- OPC, Day Treatment	80,738.21	80,368.00	(370.21)	(0.46%)
Human Services-AODA Contracts	51,287.58	136,100.00	84,812.42	62.32%
Human Services- Administration	3,208,770.31	3,253,780.00	45,009.69	1.38%
Total Health and Human Services	21,692,286.33	22,680,323.00	988,036.67	4.36%
TOTAL EXPENDITURES	21,692,286.33	22,680,323.00	988,036.67	4.36%
NET INCOME (LOSS) *	2,050,449.29	27,510.00	2,022,939.29	

County of Wood
Detailed Income Statement
For the Twelve Months Ending December 31, 2018
Human Services Department-Norwood Health Center

2
Item #6

	Actual	2018 Budget	Variance	Variance %
REVENUES				
Taxes				
General Property Taxes	\$1,542,399.96	\$1,542,400.00	(\$0.04)	(0.00%)
Total Taxes	1,542,399.96	1,542,400.00	(0.04)	(0.00%)
Intergovernmental Revenues				
State Aid & Grants	162,083.64	60,000.00	102,083.64	170.14%
Total Intergovernmental	162,083.64	60,000.00	102,083.64	170.14%
Public Charges for Services				
Public Charges-Unified & Norwood	7,766,766.78	9,446,270.00	(1,679,503.22)	(17.78%)
Third Party Awards & Settlements	455,932.00	232,688.00	223,244.00	95.94%
Contractual Adjustment-Unified & Norwood	(2,551,986.50)	(2,858,327.00)	306,340.50	(10.72%)
Total Public Charges for Services	5,670,712.28	6,820,631.00	(1,149,918.72)	(16.86%)
Intergovernmental Charges for Services				
Intergovernmental Charges -Congregate Meals	566,459.21	580,000.00	(13,540.79)	(2.33%)
Total Charges to Other Governments	566,459.21	580,000.00	(13,540.79)	(2.33%)
Total Intergovernmental Charges for Services	566,459.21	580,000.00	(13,540.79)	(2.33%)
Miscellaneous				
Recovery of PYBD & Contractual Adj	50,767.92	46,500.00	4,267.92	9.18%
Meal/Vending/Misc Income	23,679.35	25,000.00	(1,320.65)	(5.28%)
Other Miscellaneous	19,822.26	19,708.00	114.26	0.58%
Total Miscellaneous	94,269.53	91,208.00	3,061.53	3.36%
TOTAL REVENUES	8,035,924.62	9,094,239.00	(1,058,314.38)	(11.64%)
EXPENDITURES				
Health and Human Services				
Norwood- Crisis Stabilization	456,687.81	483,116.00	26,428.19	5.47%
Norwood-SNF-CMI (Crossroads)	1,047,253.92	1,057,175.00	9,921.08	0.94%
Norwood SNF-TBI (Pathways)	913,589.90	1,013,060.00	99,470.10	9.82%
Norwood-Inpatient (Admissions)	3,316,018.77	3,348,009.00	31,990.23	0.96%
Norwood-Dietary	1,117,135.81	1,104,390.00	(12,745.81)	(1.15%)
Norwood-Plant Ops & Maintenance	829,865.22	840,365.00	10,499.78	1.25%
Norwood-Medical Records	163,334.17	168,904.00	5,569.83	3.30%
Norwood-Administration	1,236,862.11	1,244,555.00	7,692.89	0.62%
Total Health and Human Services	9,080,747.71	9,259,574.00	178,826.29	1.93%
TOTAL EXPENDITURES	9,080,747.71	9,259,574.00	178,826.29	1.93%
NET INCOME (LOSS) *	(1,044,823.09)	(165,335.00)	(879,488.09)	

County of Wood
Detailed Income Statement
For the Twelve Months Ending December 31, 2018
Human Services Department-Combined

2
Item #6

	Actual	2018 Budget	Variance	Variance %
REVENUES				
Taxes				
General Property Taxes	\$10,048,282.92	\$10,048,283.00	(\$0.08)	(0.00%)
Total Taxes	10,048,282.92	10,048,283.00	(0.08)	(0.00%)
Intergovernmental Revenues				
State Aid & Grants	12,384,193.09	11,550,908.00	833,285.09	7.21%
Total Intergovernmental	12,384,193.09	11,550,908.00	833,285.09	7.21%
Public Charges for Services				
Public Chgs-Other -Local Grant	27,500.00	27,500.00		0.00%
Public Charges-Unified & Norwood	18,691,341.81	19,749,326.00	(1,057,984.19)	(5.36%)
Third Party Awards & Settlements	455,932.00	232,688.00	223,244.00	95.94%
Contractual Adjustment-Unified & Norwood	(4,775,965.77)	(4,643,902.00)	(132,063.77)	2.84%
Provision for Bad Debts-Edgewater	(12,000.00)	(12,000.00)		0.00%
Total Public Charges for Services	14,386,808.04	15,353,612.00	(966,803.96)	(6.30%)
Intergovernmental Charges for Services				
Intergovernmental Charges -Congregate Meals	566,459.21	580,000.00	(13,540.79)	(2.33%)
Intergovernmental Transfer Program Rev	869,919.00	511,615.00	358,304.00	70.03%
Total Charges to Other Governments	1,436,378.21	1,091,615.00	344,763.21	31.58%
Interdepartmental Charges for Services				
Dept Revenue-Unified & Norwood	67,000.00	73,000.00	(6,000.00)	(8.22%)
Total Interdepartmental Charges	67,000.00	73,000.00	(6,000.00)	(8.22%)
Total Intergovernmental Charges for Services	1,503,378.21	1,164,615.00	338,763.21	29.09%
Miscellaneous				
Interest	68.10	60.00	8.10	13.50%
Rental Income	41,017.23	40,620.00	397.23	0.98%
Gain/Loss-Sale of Property	2,450.00		2,450.00	0.00%
Donations	330,376.31		330,376.31	0.00%
Recovery of PYBD & Contractual Adj	50,767.92	46,500.00	4,267.92	9.18%
Meal/Vending/Misc Income	46,811.75	44,700.00	2,111.75	4.72%
Other Miscellaneous	21,868.26	22,108.00	(239.74)	(1.08%)
Total Miscellaneous	493,359.57	153,988.00	339,371.57	220.39%
Other Financing Sources				
Proceeds from Long-Term Debt	50,708.00		50,708.00	0.00%
Total Other Financing Sources	50,708.00		50,708.00	0.00%
TOTAL REVENUES	38,866,729.83	38,271,406.00	595,323.83	1.56%
EXPENDITURES				
Health and Human Services				
Edgewater-Nursing	3,896,560.96	4,119,094.00	222,533.04	5.40%
Edgewater-Housekeeping	129,602.10	131,548.00	1,945.90	1.48%
Edgewater-Dietary	674,416.19	731,423.00	57,006.81	7.79%
Edgewater-Laundry	59,314.83	150,061.00	90,746.17	60.47%
Edgewater-Maintenance	356,198.58	382,204.00	26,005.42	6.80%
Edgewater-Activities	166,430.02	169,940.00	3,509.98	2.07%
Edgewater-Social Services	142,003.33	156,283.00	14,279.67	9.14%
Edgewater-Administration	637,819.66	628,781.00	(9,038.66)	(1.44%)
Human Services-Child Welfare	3,411,581.97	3,580,277.00	168,695.03	4.71%
Human Services- Youth Aids	3,249,308.19	3,310,128.00	60,819.81	1.84%
Human Services- Child Care	127,922.13	140,048.00	12,125.87	8.66%
Human Services- Transportation	376,269.59	369,706.00	(6,563.59)	(1.78%)
Human Services-ESS	1,351,364.19	1,410,902.00	59,537.81	4.22%
Human Services-FSET	2,771,750.46	2,789,886.00	18,135.54	0.65%
Human Services-LIHEAP	118,005.92	125,628.00	7,622.08	6.07%
Human Services-Birth to Three	482,619.45	486,247.00	3,627.55	0.75%
Human Services- FSP	245,717.54	291,898.00	46,180.46	15.82%
Human Services-Child Waivers	224,433.83	249,481.00	25,047.17	10.04%
Human Services-CTT/CSP	522,607.84	569,147.00	46,539.16	8.18%
Human Services-OPC, MH	1,291,205.31	1,377,982.00	86,776.69	6.30%
Human Services-CCS	1,942,691.80	1,760,681.00	(182,010.80)	(10.34%)

County of Wood
Detailed Income Statement
For the Twelve Months Ending December 31, 2018
Human Services Department-Combined

2
Item #6

	Actual	2018 Budget	Variance	Variance %
Human Services-Crisis, Legal Services	752,604.70	724,832.00	(27,772.70)	(3.83%)
Human Services-MH Contracts	1,032,576.48	1,538,677.00	506,100.52	32.89%
Human Services-OPC, AODA	450,830.83	484,555.00	33,724.17	6.96%
Human Services- OPC, Day Treatment	80,738.21	80,368.00	(370.21)	(0.46%)
Human Services-AODA Contracts	51,287.58	136,100.00	84,812.42	62.32%
Human Services- Administration	3,208,770.31	3,253,780.00	45,009.69	1.38%
Norwood- Crisis Stabilization	456,687.81	483,116.00	26,428.19	5.47%
Norwood-SNF-CMI (Crossroads)	1,047,253.92	1,057,175.00	9,921.08	0.94%
Norwood SNF-TBI (Pathways)	913,589.90	1,013,060.00	99,470.10	9.82%
Norwood-Inpatient (Admissions)	3,316,018.77	3,348,009.00	31,990.23	0.96%
Norwood-Dietary	1,117,135.81	1,104,390.00	(12,745.81)	(1.15%)
Norwood-Plant Ops & Maintenance	829,865.22	840,365.00	10,499.78	1.25%
Norwood-Medical Records	163,334.17	168,904.00	5,569.83	3.30%
Norwood-Administration	1,236,862.11	1,244,555.00	7,692.89	0.62%
Total Health and Human Services	36,835,379.71	38,409,231.00	1,573,851.29	4.10%
Depreciation				
Depreciation & Amortization	240,779.40		(240,779.40)	0.00%
Total Depreciation	240,779.40		(240,779.40)	0.00%
TOTAL EXPENDITURES	37,076,159.11	38,409,231.00	1,333,071.89	3.47%
NET INCOME (LOSS) *	1,790,570.72	(137,825.00)	1,928,395.72	

County of Wood
BALANCE SHEET SUMMARY
 Human Services Department
 Monday, December 31, 2018

	<u>2018</u>	<u>2017</u>
ASSETS		
Cash and investments	538,934.99	101,847.34
Receivables:		
Miscellaneous	493,359.71	763,372.44
Due from other governments	1,686,297.54	1,450,879.28
Due from other funds	2,430,008.68	(2,407,592.65)
Prepaid expenses/expenditures	21,128.43	30,333.05
TOTAL ASSETS	<u>5,169,729.35</u>	<u>(61,160.54)</u>

LIABILITIES AND FUND EQUITY

Liabilities:		
Accrued compensation	374,815.83	340,102.11
Special deposits	10,053.49	17,844.28
Due to other governments	1,806,012.27	1,347,209.98
Deferred revenue	744,609.98	742,982.57
Deferred property tax	0.04	0.00
Total Liabilities	<u>2,935,491.61</u>	<u>2,448,138.94</u>

Fund Equity:

Retained earnings:		
Fund Balance:		
Reserved for contingencies	230,401.41	230,401.41
Reserved for prepaid expenditures	69,154.03	294,154.03
Undesignated	(143,222.44)	(1,291,132.27)
Income summary	2,077,904.74	(1,742,722.65)
Total Fund Equity	<u>2,234,237.74</u>	<u>(2,509,299.48)</u>
TOTAL LIABILITIES & FUND EQUITY	<u>5,169,729.35</u>	<u>(61,160.54)</u>

* Numer inaccurate due to maintenance on Dynamics

FD312 Special Processes at Retail

Sponsored by the Minnesota Dept. of Agriculture and the FDA

April 16th-17th, 2019

St. Paul, MN

The FD312 Special Processes at Retail course explores the specific types of food processing in retail food establishments which are required by the FDA Food Code to have a variance and mandatory HACCP plan. It is intended for State and local regulators who conduct inspections in retail food establishments (retail and food service settings) where these special forms of processing are performed on-site.

Topics will include:

1. Smoking
2. Curing
3. Use of Food Additives
4. Reduced Oxygen Packaging
5. Live Molluscan Shellfish Tanks
6. Sprouted Seeds
7. Processing and Packaging Juice
8. Custom Processing of Animals
9. Any other process determined by a Regulatory Authority to require a variance/HACCP plan

The course will focus on:

- the microbiology of these various forms of food processing at retail
- specific concerns for each process
- necessary controls for the hazards associated with each process
- reduced oxygen packaging (ROP) in retail settings
- verification and validation of HACCP plans
- approaches to conducting inspections

Mariah Heiman, Environmental Health Assistant, will accompany Greg Kolodziej, Environmental Health Specialist, and Tim Wuebben, Environmental Health Assistant - all expenses paid using FDA grant funds; no tax levy would be used. Lower registrations costs allowed an additional staff member to attend while staying within the allotted grant dollars.