



**COMPREHENSIVE ANNUAL
FINANCIAL REPORT**

**FOR THE YEAR ENDED
DECEMBER 31, 2012**

WOOD COUNTY, WISCONSIN
COMPREHENSIVE ANNUAL FINANCIAL REPORT
FOR THE YEAR ENDED
December 31, 2012

DEPARTMENT OF FINANCE

Michael F. Martin, Finance Director

WOOD COUNTY, WISCONSIN
COMPREHENSIVE ANNUAL FINANCIAL REPORT
YEAR ENDED DECEMBER 31, 2012
TABLE OF CONTENTS

<u>INTRODUCTORY SECTION</u>	<u>Page</u>
Transmittal Letter	1-6
GFOA Certificate of Achievement	7
Directory of Board of Supervisors	8
Directory of Department Heads	9
Directory of Standing Committees-Appointed	10
Standing Committee Appointed Organization Chart	11
History of Wood County	12
<u>FINANCIAL SECTION</u>	
Independent Auditor's Report	13-15
Management's Discussion and Analysis	16-28
Basic Financial Statements	
Government-wide Financial Statements	
Statement of Net Position	29
Statement of Activities	30-31
Fund Financial Statements	
Balance Sheet - Governmental Funds	32
Statement of Revenues, Expenditures, and Changes in Fund Balances - Governmental Funds	33
Reconciliation of the Statement of Revenues, Expenditures, and Changes in Fund Balances of Governmental Funds to the Statement of Activities	34
Statement of Revenues, Expenditures, and Changes in Fund Balances- Budget and Actual (Non-GAAP Budgetary Basis) - General Fund	35-39
Statement of Revenues, Expenditures, and Changes in Fund Balance - Budget and Actual - Human Services Fund	40
Statement of Net Position - Proprietary Funds	41
Statement of Revenues, Expenses, and Changes in Net Position - Proprietary Funds	42
Statement of Cash Flows - Proprietary Funds	43

WOOD COUNTY, WISCONSIN
COMPREHENSIVE ANNUAL FINANCIAL REPORT
YEAR ENDED DECEMBER 31, 2012
TABLE OF CONTENTS

(Continued)	Page
Notes to the Financial Statement	45-82
Independent Auditors Report on Internal Control over Financial Reporting and on Compliance and Other Matters on an Audit of Financial Statements Performed in Accordance with <i>Government Auditing Standards</i>	83-85
REQUIRED SUPPLEMENTAL INFORMATION	
Schedule of Funding Progress for Retiree Health Plan	87
COMBINING AND INDIVIDUAL FUND STATEMENTS AND SCHEDULES	
Schedule of Revenues, Expenditures and Changes in Fund Balance - Budget and Actual (Non-GAAP Budgetary Basis) - Sales Tax Fund	89
Nonmajor Governmental Funds	90-92
Combining Balance Sheet - Nonmajor Governmental Funds	94-95
Combining Statement of Revenues, Expenditures and Changes in Fund Balances - Nonmajor Governmental Funds	96-97
Schedule of Revenues, Expenditures, and Changes in Fund Balance - Budget and Actual - Aging Resource Center Special Revenue Fund	98
Schedule of Revenues, Expenditures, and Changes in Fund Balance - Budget and Actual - Child Support Special Revenue Fund	99
Schedule of Revenues, Expenditures, and Changes in Fund Balance - Budget and Actual - Parks Special Revenue Fund	100
Schedule of Revenues, Expenditures, and Changes in Fund Balance - Budget and Actual - Planning and Zoning Special Revenue Fund	101
Schedule of Revenues, Expenditures, and Changes in Fund Balance - Budget and Actual - Land Conservation Special Revenue Fund	102
Schedule of Revenues, Expenditures, and Changes in Fund Balance - Budget and Actual - Transportation and Economic Development Special Revenue Fund	103
Schedule of Revenues, Expenditures, and Changes in Fund Balance - Budget and Actual - Ho-Chunk Donations Special Revenue Fund	104
Schedule of Revenues, Expenditures, and Changes in Fund Balance - Budget and Actual - Debt Service	105
Schedule of Revenues, Expenditures, and Changes in Fund Balance - Budget and Actual - Capital Projects	106

WOOD COUNTY, WISCONSIN
COMPREHENSIVE ANNUAL FINANCIAL REPORT
YEAR ENDED DECEMBER 31, 2012
TABLE OF CONTENTS

(Continued)		Page
Internal Service Funds		107
Combining Statement of Net Position		108
Combining Statement of Revenues, Expenses, and Changes in Fund Net Position		109
Combining Statement of Cash Flows		110
<u>STATISTICAL SECTION</u>		
Statistical Section		111
I Financial Trends		
a. Net Position by Component		112
b. Changes in Net Position		114-115
c. Governmental Activities Tax Revenue by Source		116
d. Fund Balances of Governmental Funds		117
e. Changes in Fund Balances of Governmental Funds		118
f. General Governmental Tax Revenue by Source		119
II Revenue Capacity		
a. Property Values		120
b. Twenty Principal Taxpayers		121
c. Equalized Value of Taxable Property		122
c. Property Tax Levies and Collections		123
III Debt Capacity		
a. Ratio of Net General Obligation Debt to Equalized Value and Debt Per Capita		124
b. Legal Debt Margin Information		125
c. Net Direct and Overlapping General Obligation Debt All Governmental Units		126-127
d. Ratio of Outstanding Debt by Type		128
e. Ratio of Annual Debt Service Expenditures for General Bonded Debt to Total General Expenditures		129

WOOD COUNTY, WISCONSIN
COMPREHENSIVE ANNUAL FINANCIAL REPORT
YEAR ENDED DECEMBER 31, 2012
TABLE OF CONTENTS

(Continued)		<u>Page</u>
IV	Demographic and Economic Information	
	a. Demographic and Economic Statistics	130
	b. Principal Employers	131
V	Operating Information	
	a. Operating Indicators by Function	132-133
	b. Full-Time Equivalent Employees by Function	134
	c. Capital Asset Statistics by Function	135
	d. Schedule of Insurance	136-137



Wood County

WISCONSIN

OFFICE OF
FINANCE DIRECTOR

Michael E Martin
FINANCE DIRECTOR

June 30, 2013

To the Members of the Wood County Board of Supervisors, the Executive Committee and the citizens of Wood County

The Comprehensive Annual Financial Report (CAFR) of Wood County, Wisconsin (the County) for the fiscal year ended December 31, 2012, is hereby submitted.

This report has been prepared following the guidelines recommended by the Government Finance Officers Association of the United States and Canada (GFOA). These guidelines conform substantially with high standards of public financial reporting, including Generally Accepted Accounting Principles (GAAP) promulgated by the Governmental Accounting Standards Board (GASB).

Responsibility for both the accuracy of the data and the completeness and fairness of the presentation, including all disclosures, rests with the County. We believe the data, as presented, is accurate in all material respects; that it is presented in a manner designed to fairly set forth the financial position, results of operations of the various funds, and the cash flows of our proprietary funds of the County. All disclosures necessary to enable the reader to gain maximum understanding of the County's financial affairs have been included.

County management is responsible for establishing and maintaining an internal control structure designed to ensure that the assets of the government are protected from loss, theft or misuse and to ensure that adequate accounting data are compiled to allow for the preparation of financial statements in conformity with GAAP. The internal control structure is designed to provide reasonable, but not absolute, assurance that these objectives are met. The concept of reasonable assurance recognizes that: (1) the costs of control should not exceed the benefits likely to be derived and (2) the evaluation of costs and benefits requires estimates and judgments by management.

Wipfli LLP has audited the County's financial statements in accordance with County policy and state and federal requirements. The goal of the independent audit was to provide reasonable assurance that the financial statements of Wood County for the year ended December 31, 2012, are free of material misstatement. The independent audit involved examining, on a test basis, evidence supporting the amounts and disclosures in the financial statements; assessing the accounting principles used and significant estimates made by management; and evaluating the overall financial statement presentation. The independent auditor concluded, based upon the audit, that there was a reasonable basis for rendering an unqualified opinion that Wood County's financial statements for the year ended December 31, 2012, are fairly presented in conformity with GAAP. The independent auditor's report is presented as the first component of the financial section of this report.

In addition to meeting the requirements set forth above, the County is required to undergo an annual single audit in conformity with the provisions of the Single Audit Act of 1984 including the Single Audit Act Amendments of 1996, the U.S. Office of Management and Budget Circular A-133, Audits of State, Local Governments and Non-Profit Organizations and the State Single Audit Guidelines issued by the Wisconsin Department of Administration. Information related to this single audit, including the schedule of federal and state financial assistance, findings and recommendations, the independent auditors' reports on internal control structure and compliance with applicable laws and regulations are available as a separately issued Single Audit Report.

REPORTING ENTITY AND ITS SERVICES

The County was incorporated in 1856 and operates under a County Board form of government. The Board of Supervisors is comprised of nineteen (19) members, elected by districts to serve concurrent two-year terms. The terms of the current Board expire in April 2014.

The County is located in central Wisconsin, approximately 160 miles northwest of Milwaukee and 180 miles southeast of Minneapolis/St Paul. The County has an area of 519,680 acres (812 sq. miles). The City of Wisconsin Rapids is the County Seat.

This CAFR includes all funds, which include the operations of all departments shown in the organizational chart on page 11.

The County provides a full range of services. This includes judiciary services and legal counsel; general and financial administration, including tax collections; property records and register of deeds; county planning and zoning; public safety with sheriff, emergency government, shared dispatch and correction facilities; parks; health and human services; assistance to veterans and older Americans; library; forest conservation; coroner and surveyor; employment and training services; agricultural extension services; and the administration of federal, state and county elections. The County has proprietary fund operations for the Edgewater Nursing Home and Highway Department enterprise funds and the building maintenance, Employee Self-Funded Health Insurance, Workers Compensation and Other Post-Employment Employee Benefits (OPEB) internal service funds. The Wisconsin Municipal Mutual Insurance Corporation (WMMIC), the Wisconsin County Mutual Insurance Corporation (WCMIC) and any of the school districts or special districts listed in Table IIIc of the CAFR are not included in the CAFR because they have not met the established criteria for inclusion in the reporting entity.

The annual budget serves as the foundation for the County's financial planning and control. All Wood County departments are required to submit their budget requests to the Finance Department by August 15th of each year. The Executive Committee meets with each of the department heads along with their oversight committee chairperson in order to develop a proposed budget that satisfies the agreed upon parameters for that year's budget. The proposed budget is published a minimum of ten business days prior to a public hearing held the second Tuesday in November after which the budget is adopted by the County Board.

The budget is approved and controlled by the Board of Supervisors at the function level, which is the purpose or intent for incurring the expenditure. A function is normally a series of related accounts such as personal services, contractual services, supplies and expenses, building materials, fixed charges, debt service and capital outlay. A department can be made up of a single or multiple functions.

All appropriations in the general fund lapse at the end of the fiscal year unless specifically requested by the department and approved by the Executive Committee. The anticipated unused balances of the special revenue funds are generally encompassed in the subsequent year's budget request.

The budget process encompasses the activities of all funds of the governing body. In accordance with our system of internal accounting and budgeting control, no expenditure/expense can be allowed nor check processed unless an appropriation is available.

Generally accepted accounting principals require that management provide a narrative introduction, overview, and analysis to accompany the basic financial statements in the form of Management's Discussion and Analysis (MD&A). This letter of transmittal is designed to complement the MD&A and should be read in conjunction with it. The County's MD&A can be found immediately following the independent auditor's report.

ECONOMIC CONDITIONS AND OUTLOOK

Overall, the Wood County economy has continued to show improvement in the past twelve months. The County's average unemployment rate decreased from 7.7% for 2011 to 7.2% for 2012, lower than the nation's average rate of 8.1% but higher than the state's average unemployment rate of 6.9%.

Wood County's economy remains diverse, ranging from manufacturing, to tourism and recreation, to health services, to transportation and shipping, to government and to agriculture products. The average employment for the top industry groups in 2010 were:

<u>Industry Group</u>	<u>Average Employment</u>	<u>5-Year Change</u>
Ambulatory health care services	8,451	13.2%
Truck transportation	2,959	3.5%
Hospitals*	suppressed	not avail.
Educational services	2,269	1.6%
Paper manufacturing	2,172	-24.1%
Executive, legislative & general government	1,878	-1.5%
Food services and drinking places	1,910	-12.6%
Nonstore retailers	803	12.5%
General merchandise stores	1,348	-12.1%
Nursing and residential care facilities	1,160	16.3%

Note: * data suppressed for confidentiality and not available for calculations

Source: Wisconsin Department of Workforce Development, Bureau of Workforce Training

Wood County's estimated population was at 74,587 for 2012 a decrease of 162 people from the 2010 census. The average labor force decreased from 41,026 to 40,850 (176) between 2011 and 2012.

The top employers are:		Approximate #
	Company	of Employees
1.	Marshfield Clinic	4,415
2.	Roehl Transport Inc	2,506
3.	St. Joseph's Ministry of Marshfield	2,049
4.	New Page	1,500
5.	Wisconsin Rapids Public School	1,153
6.	Riverview Hospital	684
7.	Wood County	661
8.	Renaissance Learning Inc.	596
9.	Marshfield Public School	450
10.	Wal-Mart	316

Source: Department of Workforce Development, Local Workforce Planning Section and the Bureau of Workforce Information and survey of individual employers May 2013.

RELEVANT FINANCIAL POLICIES

The Wood County Executive Committee and the full County Board had formal policies in place for budgeting, investing and debt. All policies adhere to the State Statutes but expand on the state law to fit the needs of Wood County. The budget policy guides the County through the annual budget process and sets procedures for administering the budget throughout the year. The investment policy sets forth the goals of the County while balancing acceptable risk in reaching those goals. The debt policy provides the guidelines on determining when debt is an appropriate financing tool, the types of debt that will be considered and manageable debt levels.

MAJOR INITIATIVES

The demands placed by citizens on their government become more intense during an economic downturn. As all counties in the State of Wisconsin operate under a state imposed tax rate freeze and a tax levy limitation these demands are continually more difficult to finance. Governmental participation in economic growth can no longer be coincidental. We must be a willing, planned, participant in that growth to make the process successful. In order for us to remain strong, our positive community attitude must reveal itself through these projects.

The focus of the 2012 Capital Improvement Program (CIP) was to maintain the County's investment in buildings and equipment through scheduled replacements and remodeling and invest in technology to enhance our delivery of services. There were improvements added at the Park Department, the UW Wood County/Marshfield campus, the communication towers project was completed and there was ongoing remodeling of the courthouse building. Major renovations were started on Edgewater Haven Nursing Home with completion expected in 2013.

Special committees were appointed in 2012 to study the space needs of the County and to finalize a comprehensive wage plan for Wood County employees.

Maintenance and expansion of the County's infrastructure (such as highways and bridges) remains a major goal of the County Board. To address one of these concerns, the Highway Commission has developed a five-year capital project plan that provides a framework for the development and maintenance of infrastructure to meet current and future needs. The Highway Commission has undertaken an aggressive program to repair and replace its highways and bridges. During the next three years, the Highway Commission plans to repair five bridges. A major repaving project consisting of resurfacing between 15 and 20 miles per year is included in this plan. By the end of the three-year period, 20% of the County's highways are expected to be repaved.

To better handle the ongoing questions and concerns regarding general infrastructure the Finance Department along with the Executive Committee has assembled a five-year plan to review and upgrade all facilities that have a need. Each year the plan is updated and a new list of projects approved for consideration in the upcoming annual budget.

CURRENT AND FUTURE PLANS

The County has been striving to maintain our level of services during the current economic downturn while balancing increasing demand for certain services with flat or dwindling economic resources. The County, for the most part, has been able to maintain most services through increased efficiencies and by regionalizing elements of our operations through such entities as the Aging & Disability Resource Center (ADRC-CW) and the Community Care of Central Wisconsin (CCCW). The CCCW was formed with Marathon and Portage Counties to provide services for residents with developmental disabilities and mental disabilities and illnesses. Marathon County started the process of transitioning their client base in June 2008 and Wood County started the transition in January 2009.

The County is in the process of compiling the requested projects in the 2014-2018 Capital Improvement Plan (CIP). The requested projects will be prioritized and included or excluded from the plan based on the level of need and available funding.

CERTIFICATE OF ACHIEVEMENT

The Government Finance Officers Association of the United States and Canada (GFOA) awarded a Certificate of Achievement for Excellence in Financial Reporting to Wood County for its comprehensive annual financial report for the year ended December 31, 2011. This was the thirteenth consecutive year that the County has received this prestigious award. In order to be awarded a Certificate of Achievement, a government must publish an easily readable and efficiently organized comprehensive annual financial report. This report must satisfy both generally accepted accounting principles and applicable legal requirements.

A Certificate of Achievement is valid for a period of one year only. We believe that our current comprehensive annual financial report continues to meet the Certificate of Achievement Program's requirements and we are submitting it to the GFOA to determine its eligibility for another certificate.


INVITATION AND ACKNOWLEDGMENTS

I invite the reader to continue into the remainder of the CAFR. The County is an ever-changing and growing operation. The complex nature of our affairs can be grasped by reviewing and understanding this report. My goal in presenting this report as a communication tool is to keep the interested public informed about the growth and changes we are currently experiencing. Questions and comments relating to this report should be presented to the finance department.

The preparation of the CAFR on a timely basis could not be accomplished without the efficient and dedicated services of Shelly Barton, Deputy Finance Director, who significantly contributed to the report quality and adherence to professional accounting standards.

I appreciate all members of the Departments who assisted and contributed to its preparation. I also thank the Wood County Board of Supervisors and the Executive Committee for their interest and support in planning and conducting the financial operations of the County in a responsible manner. The County's financial condition and reasonable tax rate are acknowledgments of their dedication.

Respectfully submitted,

A handwritten signature in black ink, appearing to read "Michael F. Martin". The signature is fluid and cursive, with the first name "Michael" being the most prominent.

Michael F. Martin, CPA
Finance Director

Certificate of Achievement for Excellence in Financial Reporting

Presented to
County of Wood
Wisconsin

For its Comprehensive Annual
Financial Report
for the Fiscal Year Ended
December 31, 2011

A Certificate of Achievement for Excellence in Financial Reporting is presented by the Government Finance Officers Association of the United States and Canada to government units and public employee retirement systems whose comprehensive annual financial reports (CAFRs) achieve the highest standards in government accounting and financial reporting.



Christopher P. Moynell
President

Jeffrey R. Emer
Executive Director

2012-2014

WOOD COUNTY BOARD OF SUPERVISORS

Chairperson Lance Pliml
Vice Chairperson Trent D. Miner

District No. 1 Gerald Nelson
District No. 2 Donna Rozar
District No. 3 Michael Feirer
District No. 4 Ed Wagner
District No. 5 Peter O. Hendler
District No. 6 Allen W. Breu
District No. 7 Robert Ashbeck
District No. 8 Trent D. Miner
District No. 9 William Winch
District No. 10 Hilde Henkel
District No. 11 Kenneth A. Curry
District No. 12 Douglas Machon
District No. 13 Marion Hokamp
District No. 14 Dennis Polach
District No. 15 William Clendenning
District No. 16 Lance Pliml
District No. 17 Gary Allworden
District No. 18 William Murphy
District No. 19 Ruth Moody

WOOD COUNTY DEPARTMENT HEADS

	Brent Vruwink	Child Support
*	+ Hon. Gregory Potter	Circuit Court Branch I
*	+ Hon. Nicholas Brazeau Jr.	Circuit Court Branch II
*	+ Hon. Todd Wolf.	Circuit Court Branch III
*	Cindy Joosten	Clerk of Courts
*	Garry Kronstedt	Coroner
	Peter Kastenholz	Corporation Counsel
*	Cynthia Cepress.	County Clerk
	Kelly Zenz.	Dispatch
*	+ John Henkelmann	District Attorney
	Amy Slattery	Edgewater Haven Nursing Home
	Steven Kreuser	Emergency Management
	Michael Martin	Finance
	Susan Kunferman.	Health
	Doug Passineau	Highway
	Edward Reed	Human Resources
	Kathy Roetter	Human Services
	Nanci Kinney.	Humane Officer
	Jerry Storke	Land Conservation
	Terry Rickaby	Maintenance
	Chad Schooley	Park & Forestry
	Gary Popelka	Planning & Zoning
	Terry Stelzer	Risk Management
*	Susan E. Ginter	Register of Deeds
*	Thomas Reichert	Sheriff
	Amy Kaup	Systems
*	Karen Kubisiak	Treasurer
	Peter Manley	UW-Extension
	Rock Larson.	Veterans Service Officer

* Elected + State Employee

STANDING COMMITTEES FOR 2012-2014

HEALTH & HUMAN SERVICE COMMITTEE

Donna Rozar, Chairperson
Peter Hendler
Michael Feirer
Marion Hokamp
Doug Machon
Jeffery Koszczuk, DO
Bonnie Jaecks
Lori Slattery-Smith
Tom Buttke

EXECUTIVE COMMITTEE

Trent Miner, Chairperson
Peter Hendler
Donna Rozar
Hilde Henkel
Lance Pliml

PUBLIC SAFETY COMMITTEE

Michael Feirer, Chairperson
Gary Allworden
William Winch
Bill Murphy
Dennis Polach

JUDICIAL COMMITTEE & LEGISLATIVE

William Clendenning, Chairperson
Gary Allworden
William Clendenning
Ross Miltimore
Ed Wagner

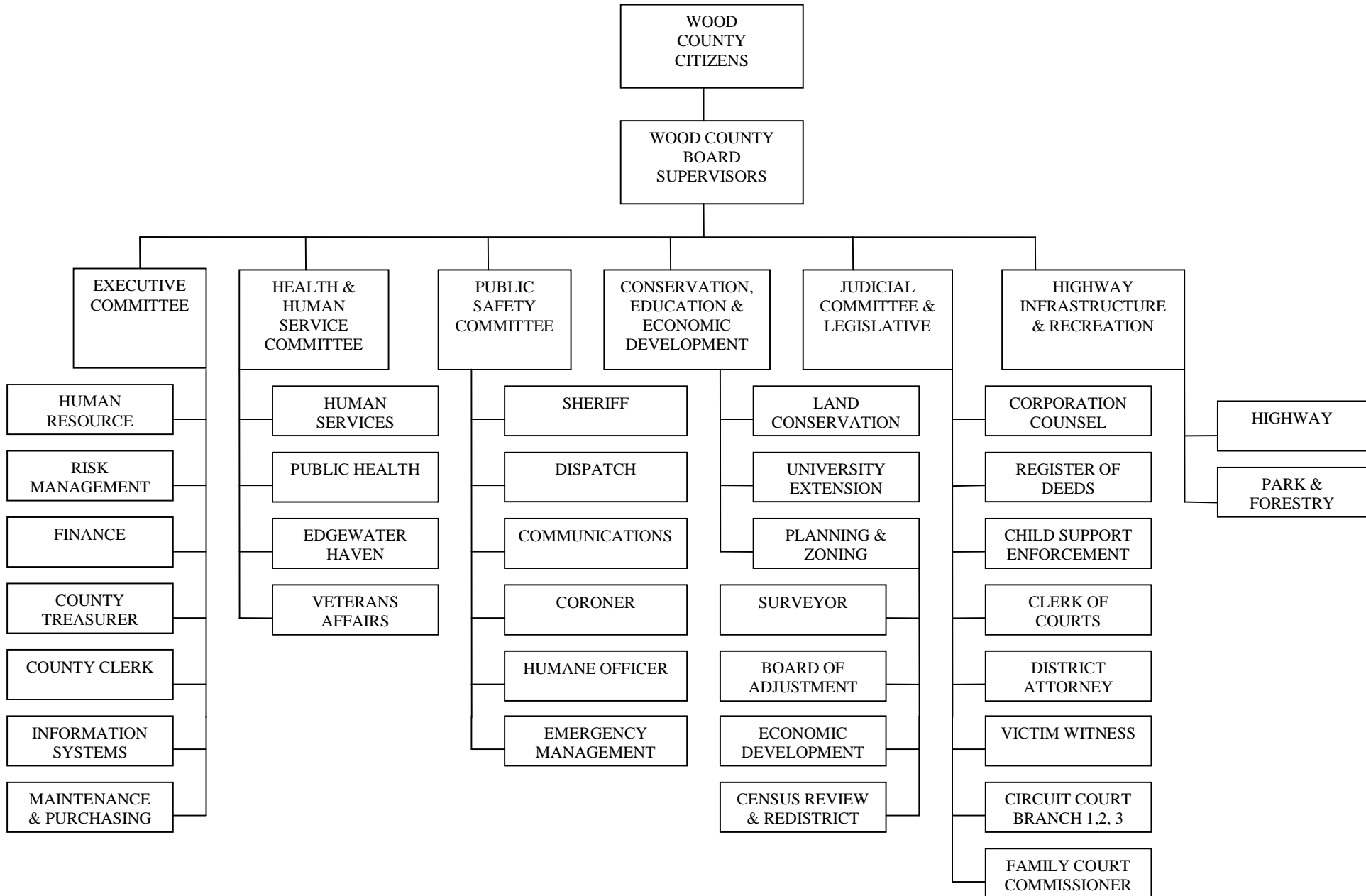
CONSERVATION, EDUCATION & ECONOMIC DEVELOPMENT

Hilde Henkel, Chairperson
William Winch
Ruth Moody
Ken Curry
Robert Ashbeck
Harvey Peterson, Farm Service Agency Rep.

HIGHWAY INFRASTRUCTURE & RECREATION COMMITTEE

Al Breu, Chairperson
Trent Miner
Dennis Polach
Marion Hokamp
Gerald Nelson

**WOOD COUNTY ORGANIZATIONAL CHART
APPOINTED COMMITTEES
DECEMBER 31, 2012**



HISTORY OF WOOD COUNTY

In the winter of 1827, Daniel Whitney of Green Bay obtained a permit from the Winnebago granting him the privilege of making shingles on the Wisconsin River. He employed 22 Stockbridge Indians and conveyed them to the mouth of the Yellow River. In 1831, Daniel Whitney obtained a permit from the War Department to erect a sawmill and cut timber on the Wisconsin River. In 1831-1832, assisted by his nephew and A.B. Sampson, he built the first mill at the place known as Whitney's Rapids, below Point Basse, and about 10 miles south of Wisconsin Rapids. Messrs. Grignon & Merrill, having also obtained a permit, built a mill at Grignon's Rapids in 1836. These two establishments were the first lumbering plants on the Wisconsin River in Wood County.

Wood County was named after Joseph Wood, who came here from Illinois in 1848. Under Chapter 54 Laws of 1856, present Wood County was detached from Portage County. The same chapter directed that the town board of supervisors of the Town of Grand Rapids in Wood County shall be the board of supervisors of Wood County until a county board shall be elected and qualified as provided by the revised statutes of the same act. The first election was held in November 1856. The first County Officers were: County Judge Joseph Wood; Sheriff Benjamin Buck; District Attorney L.P. Powers; Surveyor H.A. Temple; Clerk of Circuit Courts L. Kromer; County Clerk L.P. Powers; Treasurer I.L. Moser; Register of Deeds L. Kromer. The county board met for the first time October 8, 1856.

Towns were established as follows: Rudolph- October 8, 1856; Saratoga- January 9, 1857; Seneca- June 9, 1857; Dexter- March 10, 1858; Lincoln- December 25, 1861; Sigel- January 10, 1863; Remington- July 15, 1868; Wood- February 10, 1874; Port Edwards- February 10, 1874; Auburndale- December 30, 1874; Marshfield- December 3, 1875; Rock- January 23, 1878; Richfield- November 18, 1881; Milladore- February 15, 1882; Sherry- November 10, 1885; Hansen- November 10, 1885; Cary- February 13, 1901; Arpin- February 13, 1901; Hiles- November 15, 1901; Cranmoor- November 18, 1903; Centralia- January 9, 1857; Springfield- August 27, 1861 and McClellan- May 26, 1864. Centralia is now part of Wisconsin Rapids. Springfield was vacated February 23, 1865 and attached to McClellan which was reorganized and shortly afterward vacated and the territory was distributed to other towns.

January 5, 1858 the board adopted the Wood County Reporter as its official newspaper to publish all proceedings. This paper was established in November 1857 and was the first and only newspaper in the county. The first court house was a hall in the Magnolia House which was located on the corner of Ninth and Washington Avenue. The first court was held there in 1857. The date of the first warranty deed recorded was October 1856. The first building actually erected as a courthouse in Wood County was built in Grand Rapids on a spot near the river. The population of Wood County in 1860 was 2,425.



Independent Auditor's Report

County Board
Wood County
Wisconsin Rapids, Wisconsin

Report on the Financial Statements

We have audited the accompanying financial statements of the governmental activities, the business-type activities, each major fund, and the aggregate remaining fund information of Wood County, Wisconsin (the "County"), as of and for the year ended December 31, 2012, and the related notes to the financial statements, which collectively comprise the County's basic financial statements as listed in the table of contents.

Management's Responsibility for the Financial Statements

Management is responsible for the preparation and fair presentation of these financial statements in accordance with accounting principles generally accepted in the United States; this includes the design, implementation, and maintenance of internal control relevant to the preparation and fair presentation of financial statements that are free from material misstatement, whether due to fraud or error.

Auditor's Responsibility

Our responsibility is to express opinions on these financial statements based on our audit. We conducted our audit in accordance with auditing standards generally accepted in the United States and the standards applicable to financial audits contained in *Government Auditing Standards*, issued by the Comptroller General of the United States. Those standards require that we plan and perform the audit to obtain reasonable assurance about whether the financial statements are free from material misstatement.

An audit involves performing procedures to obtain audit evidence about the amounts and disclosures in the financial statements. The procedures selected depend on the auditor's judgment, including the assessment of the risks of material misstatement of the financial statements, whether due to fraud or error. In making those risk assessments, the auditor considers internal control relevant to the entity's preparation and fair presentation of the financial statements in order to design audit procedures that are appropriate in the circumstances, but not for the purpose of expressing an opinion on the effectiveness of the entity's internal control. Accordingly, we express no such opinion. An audit also includes evaluating the appropriateness of accounting policies used and the reasonableness of significant accounting estimates made by management, as well as evaluating the overall presentation of the financial statements.

We believe that the audit evidence we have obtained is sufficient and appropriate to provide a basis for our audit opinions.

Opinions

In our opinion, the financial statements referred to above present fairly, in all material respects, the respective financial position of the governmental activities, the business-type activities, each major fund, and the aggregate remaining fund information of Wood County, Wisconsin, as of December 31, 2012; and the respective changes in financial position and, where applicable, cash flows thereof; and the respective budgetary comparison for the general fund and human services fund for the year then ended in accordance with accounting principles generally accepted in the United States.

Other Matters

Required Supplementary Information

Accounting principles generally accepted in the United States require that the management's discussion and analysis and schedule of funding progress for retired health plan on pages 16 through 28 and page 87 be presented to supplement the basic financial statements. Such information, although not a part of the basic financial statements, is required by the Governmental Accounting Standards Board, who considers it to be an essential part of financial reporting for placing the basic financial statements in an appropriate operational, economic, or historical context. We have applied certain limited procedures to the required supplementary information in accordance with auditing standards generally accepted in the United States, which consisted of inquiries of management about the methods of preparing the information and comparing the information for consistency with management's responses to our inquiries, the basic financial statements, and other knowledge we obtained during our audit of the basic financial statements. We do not express an opinion or provide any assurance on the information, because the limited procedures do not provide us with sufficient evidence to express an opinion or provide any assurance.

Other Information

Our audit was conducted for the purpose of forming opinions on the financial statements that collectively comprise the County's basic financial statements as a whole. The introductory section, respective budgetary comparison for the sales tax fund, combining and individual nonmajor fund financial statements and schedules, and statistical section listed in the accompanying table of contents are presented for purposes of additional analysis and are not a required part of the financial statements. The respective budgetary comparison for the sales tax fund and combining and individual nonmajor fund financial statements and schedules (information) are the responsibility of management and were derived from and relate directly to the underlying accounting and other records used to prepare the financial statements. The information has been subjected to the auditing procedures applied in the audit of the financial statements and certain additional procedures, including comparing and reconciling such information directly to the underlying accounting and other records used to prepare the financial statements or to the financial statements themselves, and other additional procedures in accordance with auditing standards generally accepted in the United States. In our opinion, the information is fairly stated in all material respects in relation to the financial statements as a whole. The introductory and statistical sections have not been subjected to the auditing procedures applied in the audit of the basic financial statements and, accordingly, we do not express an opinion or provide any assurance on them.

Other Reporting Required by Government Auditing Standards

In accordance with *Government Auditing Standards*, we have also issued our report dated June 14, 2013, on our consideration of the County's internal control over financial reporting and on our tests of its compliance with certain provisions of laws, regulations, contracts, and grant agreements and other matters. The purpose of that report is to describe the scope of our testing of internal control over financial reporting and compliance and the results of that testing, and not to provide an opinion on the internal control over financial reporting or on compliance. That report is an integral part of an audit performed in accordance with *Government Auditing Standards* in considering the County's internal control over financial reporting and compliance.

Wipfli LLP

Wipfli LLP

June 14, 2013
Eau Claire, Wisconsin

Management's Discussion and Analysis

The Financial Management of Wood County, Wisconsin (County) offers readers of Wood County's financial statements this narrative overview and analysis of the financial activities of Wood County for the fiscal year ended December 31, 2012. We encourage readers to consider the information presented here in conjunction with additional information that we have furnished in our letter of transmittal and the notes to the financial statements.

Financial Highlights

- The assets of the County exceeded its liabilities and deferred inflows at the close of the most recent fiscal year (12/31/12) by \$95,983,320 (net position). Of this amount, \$16,677,948 (unrestricted net position) may be used to meet the government's ongoing obligations to citizens and creditors.
- The County's total net position decreased by \$159,873.
- As of the close of the 2012 fiscal year, the County's governmental funds ending fund balances were \$16,697,257, compared to \$13,077,735 (restated from \$14,715,770) in 2011, an increase of \$3,619,522.
- Unassigned fund balance for the General Fund, which is available for spending at Wood County's discretion, was \$11,084,576, a decrease of \$13,414 from the prior year unassigned fund balance of \$11,097,990. This balance represents 37.8% of total General Fund expenditures.
- Total long-term obligations (including capital leases of \$31,032, vested employee benefits of \$372 and compensated absences of \$5,866,019) increased by \$2,916,468 from \$10,630,932 to \$13,547,400.

Overview of the Financial Statements

This discussion and analysis is intended to serve as an introduction to the County's basic financial statements. The County's basic financial statements are comprised of three components:

- 1) government-wide financial statements,
- 2) fund financial statements, and
- 3) notes to the financial statements.

This report also contains other supplementary information in addition to the basic financial statements themselves.

Government-wide Financial Statements. The government-wide financial statements are designed to provide readers with a broad overview of the County's finances, in a manner similar to a private-sector business.

The statement of net position presents information on all of the County's assets and liabilities and deferred inflows, with the difference reported as net position. Over time, increases or decreases in net position may serve as a useful indicator of whether the financial position of the County is improving or deteriorating.

The statement of activities presents information showing how the government's net position changed during the most recent fiscal year. All changes in net position are reported as soon as the underlying event giving rise to the change occurs, regardless of the timing of related cash flows. Thus, revenues and expenses are reported in this statement for some items that will only result in cash flows in future fiscal periods (e.g., uncollected taxes and earned but unused vacation leave).

Both of the government-wide financial statements distinguish functions of the County that are principally supported by taxes and intergovernmental revenues (governmental activities) from other functions that are intended to recover all or a significant portion of their costs through user fees and charges (business-type activities). The governmental activities of the County include general government, public safety, health and social services, culture, recreation and education and conservation and development. The business-type activities of the County include the nursing home and the county highway department. The activities of the inpatient and outpatient care of developmentally and mentally disabled residents were reclassified in 2012 from business-type to governmental activities with the merger of the Social Services activities. The merger of the activities shifted the main financing for the merged entity from charges for services to intergovernmental aid and tax levy support.

The government-wide financial statement can be found on pages 29-31 of this report.

Fund Financial Statements. A fund is a grouping of related accounts that is used to maintain control over resources that have been segregated for specific activities or objectives. The County, like other state and local governments, uses fund accounting to ensure and demonstrate compliance with finance-related legal requirements. All of the funds of the County can be divided into two categories: governmental funds and proprietary funds. The County has no fiduciary funds.

Governmental Funds. Governmental funds are used to account for essentially the same functions reported as governmental activities in the government-wide financial statements. However, unlike the government-wide financial statements, governmental fund financial statements focus on near-term inflows and outflows of spendable resources, as well as on balances of spendable resources available at the end of the fiscal year. Such information may be useful in evaluating a government's near-term financing requirements.

Because the focus of governmental funds is narrower than that of the government-wide financial statements, it is useful to compare the information presented for governmental funds with similar information presented for governmental activities in the government-wide financial statements. By doing so readers may better understand the long-term impact of the government's near-term financing decisions. Both the governmental fund balance sheet and the governmental fund statement of revenues, expenditures, and changes in fund balances provide a reconciliation to facilitate this comparison between governmental funds and governmental activities.

The County had twelve (excluding the Sales Tax Fund) individual governmental funds during 2012. Information is presented separately in the governmental funds balance sheet and in the governmental funds statement of revenues, expenditures, and changes in fund balances for the general fund and human services special revenue fund both of which are considered to be major funds. Data from the other ten governmental funds are combined into a single, aggregated presentation. Individual fund data for each of these non-major governmental funds is provided in the form of combining statements elsewhere in this report.

The County adopts an annual appropriated budget for its general fund. A budgetary comparison statement has been provided for the general fund to demonstrate compliance with this budget.

The basic governmental fund financial statements can be found on pages 32-40 of this report.

Proprietary Funds. The County maintains two different types of proprietary funds. Enterprise funds are used to report the same functions presented as business-type activities in the government-wide financial statements. The County uses enterprise funds to account for Edgewater Haven Nursing Home and the Highway Department. Internal service funds are used to accumulate and allocate costs internally among the County's various functions. The County uses internal service funds to account for Building Maintenance, Employee Health Benefits, Workers Compensation and Other post-employment employee benefits. Internal service net position of \$22,625 have been allocated to the business-type activities related to Highway activities. The remaining assets, liabilities and net position of the internal service funds have been included within the governmental activities.

Proprietary fund financial statements provide the same type of information as the government-wide financial statements, only in more detail. The proprietary fund financial statements provide separate information for Edgewater Haven Nursing Home and the Highway Department both of which are considered major funds of the County. Conversely, the internal service funds have been combined into single aggregated presentations in the governmental activities and business-type activities financial statements. Individual fund data for the internal service funds is provided in the form of a combining statement elsewhere in this report.

The basic proprietary fund financial statement can be found on pages 41-43 of this report.

Notes to the financial statements. The notes provide additional information that is essential to a full understanding of the data provided in the government-wide and fund financial statements. The notes to the financial statements can be found on pages 45-82 of this report.

Other information. The combining statements referred to earlier in connection with nonmajor governmental funds and internal service funds are presented immediately following the notes to the financial statements. Combining and individual fund statements and schedules can be found on pages 90-110 of this report.

Government-wide Financial Analysis

As noted earlier, net position may serve over time as a useful indicator of a government's financial position. In the case of Wood County, assets exceeded liabilities and deferred inflows by \$95,983,320 at the close of the fiscal year ended December 31, 2012.

By far the largest portion of the County's net position (82.6 percent) reflects its investment in capital assets (e.g. land, buildings, machinery and equipment), less any related debt used to acquire those assets that is still outstanding. The County uses these capital assets to provide services to citizens; consequently, these assets are not available for future spending. Although the County's investment in its capital assets is reported net of related debt, it should be noted that the resources needed to repay this debt must be provided from other sources, since the capital assets themselves cannot be used to liquidate these liabilities.

WOOD COUNTY'S Net Position

	Governmental activities		Business-type activities		Total	
	2012	2011 restated	2012	2011 restated	2012	2011 Reclassified
Current and other assets	\$ 56,683,824	\$ 54,198,734	\$ 1,051,023	\$ 1,107,283	\$ 57,734,847	\$ 55,306,017
Capital assets	75,157,447	75,820,039	5,413,428	4,657,215	80,570,875	80,477,254
Total assets	131,841,271	130,018,773	6,464,451	5,764,498	138,305,722	135,783,271
Long-term liabilities outstanding	11,725,768	8,956,271	1,821,632	1,682,725	13,547,400	10,638,996
Other liabilities	6,247,052	6,397,426	454,500	290,229	6,701,552	6,687,655
Total liabilities	17,972,820	15,353,697	2,276,132	1,972,954	20,248,952	17,326,651
Deferred inflows of resources	22,073,450	22,313,427	-	-	22,073,450	22,313,427
Net position:						
Net investment in capital assets	73,891,944	75,297,521	5,413,428	4,657,215	79,305,372	79,954,736
Unrestricted	17,903,057	17,054,128	(1,225,109)	(865,671)	16,677,948	16,188,457
Total net position	\$ 91,795,001	\$ 92,351,649	\$ 4,188,319	\$ 3,791,544	\$ 95,983,320	\$ 96,143,193

The remaining balance of unrestricted net position (\$16,677,948) may be used to meet the government's ongoing obligations to citizens and creditors.

At the end of the current fiscal year, the County is able to report positive balances in both categories of net position for the government as a whole. The same situation held true for the prior fiscal year.

There was a decrease of \$359,438 in unrestricted net position reported in connection with the County's business-type activities from (\$865,671) (restated from \$1,709,379) to (\$1,225,109). Edgewater Haven Nursing Home unrestricted net position decreased \$118,631 from (\$931,032) to (\$1,049,663). While the General Fund transferred funds to maintain stable working capital, there was an increase in Edgewater's share of the Net OPEB obligation. The Highway unrestricted net position decreased \$240,807 from \$65,361 to (\$175,446). Operating income net of transfers to governmental functions generated \$345,218 less the excess of outlay for new capital assets over depreciation expense of \$586,025.

The governmental activities unrestricted net position increased \$848,929 from \$17,054,128 (restated from \$17,897,836) to \$17,903,057 during the current fiscal year. The governmental share of unrestricted internal service funds decreased by \$358,220. The governmental activities in the General Fund, including deferred property taxes and other accruals, increased by \$877,367. Human Services Fund increased \$1,835,629. Non-major Special Revenue Funds increased \$105,624. Unspent capital projects and debt service funds decreased \$627,350. Long-term, noncapital debt decreased \$278,975 and was funded with property tax revenue. The OPEB obligation increased \$534,225.

WOOD COUNTY'S Changes in Net Position

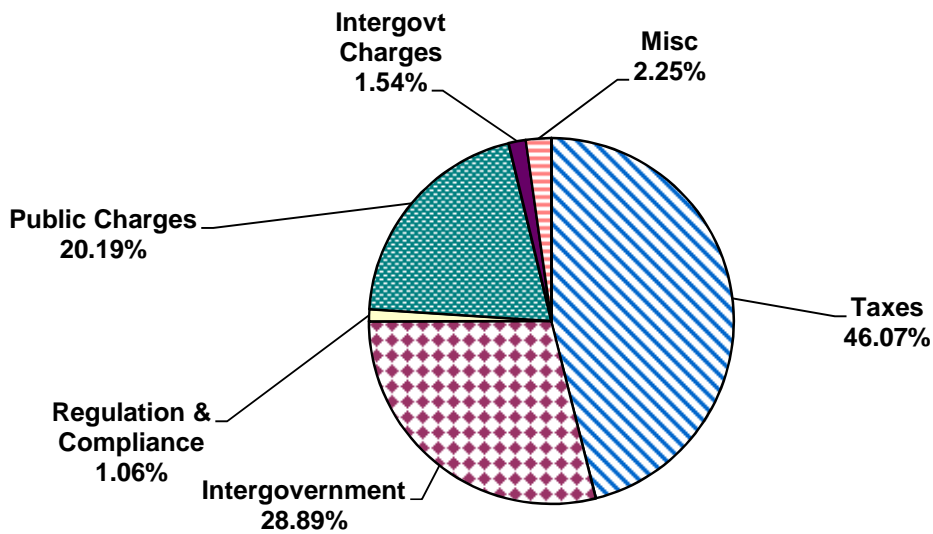
	Governmental activities		Business-type activities		Total	
	2012	2011 restated	2012	2011 restated	2012	2011 restated
Revenues:						
Program revenues						
Charges for services	\$ 14,167,334	\$ 14,062,321	\$ 12,327,570	\$ 12,725,536	\$ 26,494,904	\$ 26,787,857
Operating grants and contributions	14,519,809	16,576,781	308,806	50,631	14,828,615	16,627,412
Capital grants and contributions	737,233	365,175	350,618	-	1,087,851	365,175
General revenues:						
Property taxes	21,755,998	21,837,477	557,561	502,278	22,313,559	22,339,755
Sales and other taxes	5,013,638	4,720,786	-	-	5,013,638	4,720,786
Grants and contributions not restricted to specific programs	-	-	-	-	-	-
Other	3,144,803	3,882,459	-	-	3,144,803	3,882,459
	130,123	396,848	-	-	130,123	396,848
Total revenues	59,468,938	61,841,847	13,544,555	13,278,445	73,013,493	75,120,292
Expenses:						
General government	9,104,830	8,298,856	-	-	9,104,830	8,298,856
Public safety	10,728,818	10,814,398	-	-	10,728,818	10,814,398
Highway	6,168,019	3,937,824	6,297,118	6,668,672	12,465,137	10,606,496
Health and social services	29,257,698	30,095,447	7,123,763	7,166,679	36,381,461	37,262,126
Culture, recreation and education	2,629,245	3,009,567	-	-	2,629,245	3,009,567
Conservation and development	1,751,417	1,636,016	-	-	1,751,417	1,636,016
Interest on long-term debt	112,458	70,766	-	-	112,458	70,766
Total expenses	59,752,485	57,862,874	13,420,881	13,835,351	73,173,366	71,698,225
Increase in net position before transfers	(283,547)	3,978,973	123,674	(556,906)	(159,873)	3,422,067
Transfers	(273,101)	(368,674)	273,101	368,674	-	-
Increase (decrease) in net position	(556,648)	3,610,299	396,775	(188,232)	(159,873)	3,422,067
Net position Beginning of year	92,351,649	88,741,350	3,791,544	3,979,776	96,143,193	92,721,126
Net position End of year	\$ 91,795,001	\$ 92,351,649	\$ 4,188,319	\$ 3,791,544	\$ 95,983,320	\$ 96,143,193

Governmental activities. Governmental activities decreased the County's net position by \$556,648. Key elements of this increase are as follows:

- Cash and investments increased \$3,308,110
- Receivables net of unearned revenues and deferred inflows decreased \$681,781
- Internal receivables from business-type activities increased \$308,423
- Inventories, prepaids and unamortized debt issuance & discounts increased by \$61,283
- Capital assets (net of accumulated depreciation) decreased \$662,592
- Payables, accruals and special deposits increased by \$120,594
- Long-term obligations increased by \$2,769,497

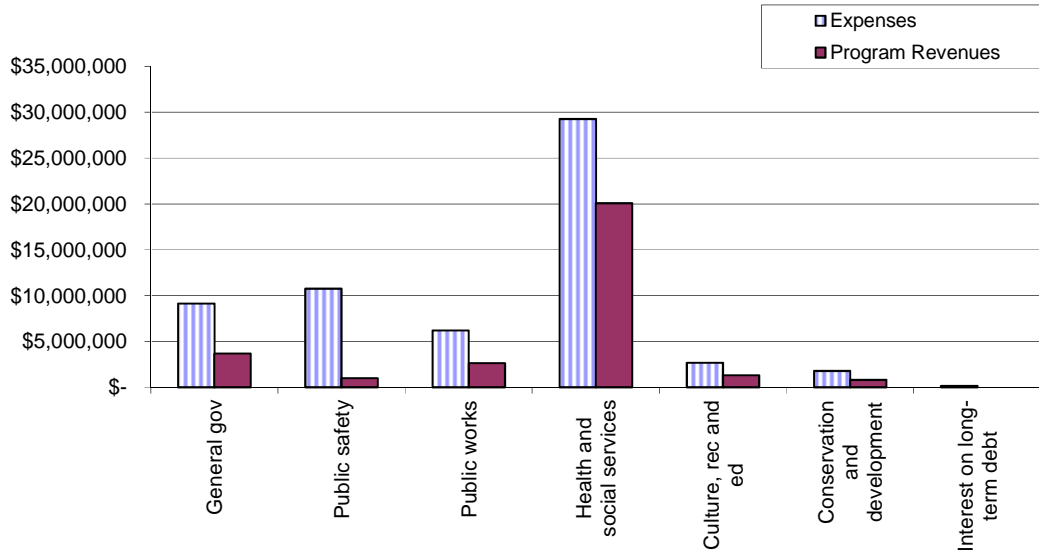
Governmental activity expenses increased \$1,889,611 and 3.26%. General government increased \$805,974 and 9.7%. Public safety decreased \$85,580 and 0.79%. Public works expenses increased by \$2,230,195 and 56.6% because there were more projects on county roads rather than on projects done for other governments. Health and social services decreased \$837,749 and 2.78%. Other areas decreased \$223,229 and 4.73%.

Revenues by Source Governmental Activities 2012 Actual



Taxes	\$	27,396,332	46.07%
Intergovernment		17,182,975	28.89%
Regulation & Compliance		633,686	1.06%
Public Charges		12,007,302	20.19%
Intergovt Charges		912,871	1.54%
Misc		1,335,772	2.25%
		\$ 59,468,938	100.00%

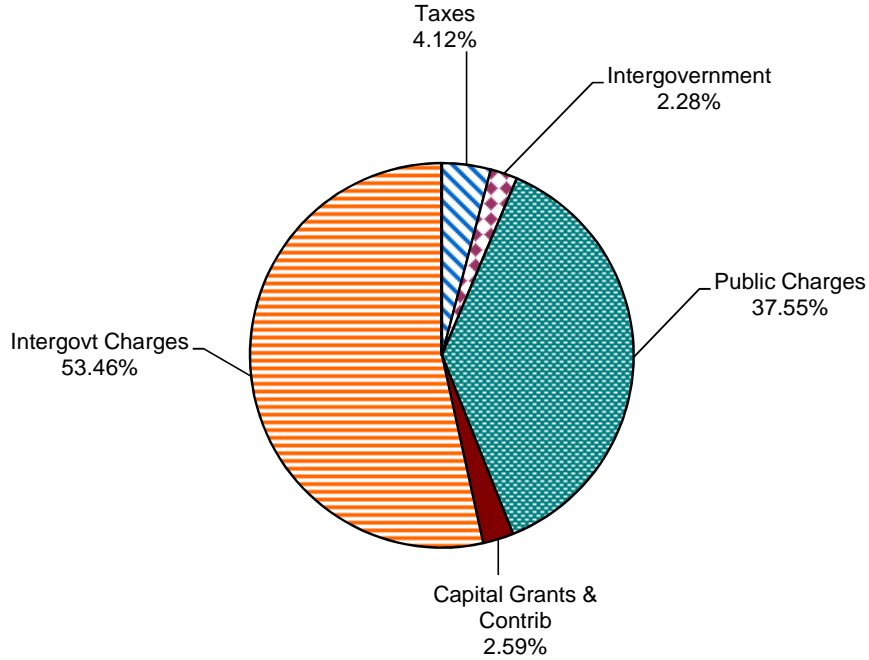
Expenses and Program Revenues-Governmental Activities 2012 Actual



Business-type activities. Business-type activities increased the County’s net position by \$396,775 which consisted of an increase in Edgewater of \$51,558 and an increase in Highway of \$345,217 (an increase of \$369,533 from the Highway operations and a decrease of \$24,316 from a consolidation of the internal service fund activities). Key elements of this increase are as follows:

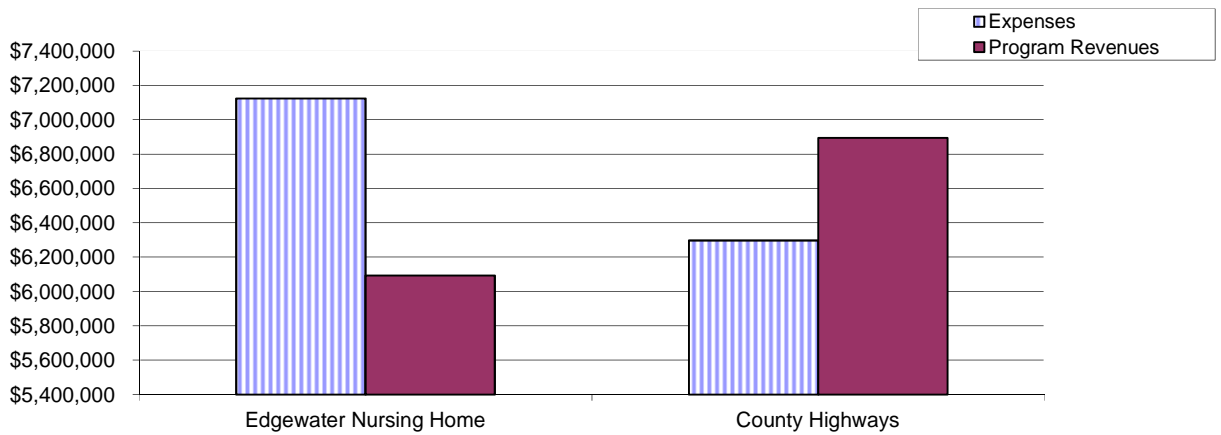
- Edgewater Haven Nursing Home is a lapsing fund and receives a transfer or transfers back to General Fund all surplus property tax subsidies above maintaining a pre-established working capital amount. Edgewater’s increase of \$51,558 represents the increase in net capital assets less the increase in the OPEB obligation.
- Edgewater’s operating revenues were lower than budgeted by \$1.0 million while the expenditures were \$357 thousand under budget. This necessitated a transfer from the General Fund to Edgewater of \$602,877 to maintain stable working capital.
- The net tax levy subsidy for Edgewater increased \$236,555 from \$773,883 to \$1,010,438 mostly due to lower than expected patient days.
- Highway nonlapsing funds increased by \$345,217. This increase was net of a transfer to the governmental highway operations of \$401,999.
- Charges for services for business-type activities decreased by \$397,966. Public charges at Edgewater decreased \$334,785, public charges at the Highway increased \$30,570. Intergovernmental charges for business-type activities decreased \$93,751.
- Operating grants increased \$258,175 mostly due to a jurisdictional transfer payment from Wisconsin DOT to the Highway
- \$350,618 of borrowed funds in the Capital Projects Fund was contributed for a capital project at Edgewater.
- Operating expenses of the business-type activities decreased \$414,470, with \$42,916 being at Edgewater and \$371,554 being at Highway.

Revenues by Source Business-type Activities 2012 Actual



Taxes	\$	557,561	4.12%
Intergovernment		308,806	2.28%
Public Charges		5,085,953	37.55%
Capital Grants & Contrib		350,618	2.59%
Intergovt Charges		7,241,617	53.46%
	\$	<u>13,544,555</u>	<u>100.00%</u>

Expenses and Program Revenues-Business-type Activities 2012 Actual



Financial Analysis of the County's Funds

As noted earlier, the County uses fund accounting to ensure and demonstrate compliance with finance-related legal requirements.

Governmental funds. The focus of the County's governmental funds is to provide information on near-term inflows, outflows, and balances of spendable resources. Such information is useful in assessing the County's financing requirements. In particular, unassigned fund balance may serve as a useful measure of a government's net resources available for spending at the end of the fiscal year.

As of December 31, 2012, the County's governmental funds reported combined ending fund balances of \$16,697,257, an increase of \$3,619,522 in comparison with the prior year fund balances of \$13,077,735 (restated from \$14,715,770).

The general fund is the chief operating fund of the County. At the end of 2012, unassigned spendable fund balance of the general fund was \$11,084,576, while total fund balance amounted to \$13,609,830. As a measure of the general fund's liquidity, it may be useful to compare both unassigned spendable fund balance and total fund balance to total expenditures. Unassigned spendable fund balance represents 37.7 percent (38.3 percent for 2011) of total general fund expenditures, while total fund balance represents 46.4 percent (43.7 percent for 2011) of that same amount.

The fund balance of the County's general fund increased \$923,474 from \$12.68 million to \$13.61 million during 2012. Key factors in this increase are as follows:

- A budgeted use of fund balance of \$975,116
- Expenditures under appropriations totaling \$1.96 million due to general government being under budget by \$639,302 (mostly due to unused contingency, property and liability insurance and Clerk of Courts), public safety being under budget by \$939,679 (mostly due to sheriff & corrections), highway being over budget by \$61,706 (due to Highway Administration), health and human services being under budget by \$86,464 (mostly due to Public Health) and others being under budget by \$359,027 (mostly due to County Parks and UW Marshfield/Wood County)
- Actual revenues higher than anticipated by \$5,197 due to taxes being over budget by \$94,808 (mostly due to interest and penalties on taxes), intergovernmental revenues being under budget by \$169,936 (mostly due to other state aid for CPPW being under budget by \$128,991). Public charges for services were higher than budgeted by \$86,723 (mostly due to county forest revenue). Investment income was under budget by \$73,144 and the contributions to the Health Department being higher than anticipated by \$124,778.
- Net transfers from other funds were lower than budgeted by \$69,374 mostly due to the shortfall in the transfer from sales tax (\$88,663) plus the transfer to Edgewater (\$602,877) less the transfers from Human Services (\$306,344) and less the transfer from Highway (\$401,999).

The Human Services special revenue fund balance increased \$300,078 from (\$1,138,035) to (\$837,957). It is management's intent to maintain \$1.49 million in a risk reserve fund for Human Services not counting public charge revenue deferred because they were not collected within 60 days of year end. The increase represents the decrease in the deferred inflow of resources from \$2,629,957 at 12/31/11 to \$2,329,878 at 12/31/12.

Nonmajor Special Revenue fund balances increased \$105,624 from \$1,103,655 to \$1,209,279. The significant increases occurred in Aging (\$29,205) mostly due to an increase in unspent funds in Aging Transportation and in Parks (\$92,254) mostly due to surplus timber sale revenue being transferred from the General Fund to fund future capital projects that are shared equally with state grants. The decreases occurred in Child Support (\$3,522) due to a decrease in incentive revenues which led to the final use of fund balance and in Land Conservation (\$10,507) due to the planned/budgeted use of fund balance. The unexpended revenues of these funds are predominately from State and Federal agencies that are designated for services for the elderly, child support enforcement, parks projects, planning and zoning services, land conservation services and transportation and economic development projects.

The capital projects fund has a fund balance of \$2,467,639 at the end of 2012 (an increase of \$2,104,182), which represents the unspent proceeds of the \$3.61 million general obligation notes to refund the \$750,000 State Trust Fund Loan (\$755,000) and to finance the renovations at Edgewater Haven Nursing Home (\$2.855 million).

The debt service fund increased \$186,164 from \$62,302 to \$248,466. The increase consisted of transfers from capital projects for unspent debt proceeds on completed projects (\$63,514) and the premium and interest earned on the \$2.855 general obligation debt issue. The fund balance will be used to reduce future debt service tax levies.

Proprietary Funds. The County's proprietary funds provide the same type of information found in the government-wide financial statements, but in more detail.

Unrestricted net position (deficits) for each of the enterprise funds at the end of the year were as follows:

Edgewater Haven Nursing Home	\$	(1,049,663)
Highway		(198,071)

The explanation of the changes in the unrestricted net position was discussed earlier in this report.

General Fund Budgetary Highlights

The adjustments to the general fund 2012 budget were as follows:

	Uses	Sources			Total
	Expenditures & Other Uses	Revenues & Other Sources	Tax Levy	Transfers from (to) Reserves	
Adopted Budget	\$ 25,319,716	\$ 14,381,636	\$ 10,103,148	\$ 834,932	\$ 25,319,716
Transfers out to other funds					
Special Revenue				-	-
Contingency	(164,716)			(164,716)	(164,716)
Appropriate Additional Revenues	513,637	513,637	-	-	513,637
Reclassify highway operations	5,648,891	2,682,275	2,683,716	282,900	5,648,891
Reappropriate Non-lapsing balances	22,000			22,000	22,000
Revised Budget	<u>\$ 31,339,528</u>	<u>\$ 17,577,548</u>	<u>\$ 12,786,864</u>	<u>\$ 975,116</u>	<u>\$ 31,339,528</u>

The increases in the budget for additional revenues are mostly state grants that are approved after the budget is approved in November. The governmental operations of the Highway Department were originally all included in the Highway enterprise fund and subsequently transferred to the General Fund.

During the year actual revenues and other sources were over budget by \$734,084. The main areas of lower than anticipated revenues and other sources were in intergovernmental revenues (\$169,936 mostly due to the lower CPPW aid in the second year of a two year grant), intergovernmental charges (\$88,560 mostly due to intergovernmental charges for Highway) and investment revenue (\$73,144 mostly due to lower interest rates). Significant areas where revenues and other sources exceeded the budget were in miscellaneous (\$175,697 mostly due to contributions) and in other sources (\$728,887 mostly due to the unanticipated transfers from Human Services and Highway).

Actual expenditures and other uses were under budget by \$1,164,507. General government expenditures were under budget by \$639,302 mostly due to unused appropriations in contingency, property and liability insurance and Clerk of Courts. Public Safety expenditures were under budget by \$939,679 mostly due to Sheriff Administration, Traffic Police, Jail, Transport/Safekeeper and Jail Surcharge. The governmental highway expenditures were over budget by \$61,706 mostly due to higher than anticipated expenditures in highway administration. Health and Human Services expenditures were lower than anticipated by \$86,465 mostly in the public health function. Culture, recreation and education were under budget by \$336,670 mostly due to County Parks and UW-Wood County-Marshfield. Conservation and development were under budget by \$22,357 mostly due to Land Conservation. There were unbudgeted transfers to the Edgewater Nursing Home, Parks and the Child Support funds netting to \$798,260.

The actual net change in fund balance was an increase of \$923,474 rather than the budgeted decrease of \$975,116.

Capital Asset and Debt Administration

Capital assets. Wood County's capital assets for its governmental and business type activities as of December 31, 2012, amounts to \$80,570,875 (net of accumulated depreciation). Capital assets include land, buildings, improvements, machinery and equipment, park facilities, highways, bridges and culverts. The net capital assets increased \$93,621 (\$662,592 decrease in governmental and a \$756,213 increase in business-type).

Major capital asset events during the current fiscal year included the following:

- Remodeling projects on Courthouse and Jail building
- Construction completed on two new radio towers
- Improvements in County Parks
- Construction began on Edgewater renovations
- A variety of highway and bridge projects

WOOD COUNTY'S Capital Assets
(net of depreciation)

	Governmental activities	Business-type activities	Total
Land and land improvements	\$ 4,729,545	\$ 146,380	\$ 4,875,925
Buildings	13,572,809	1,837,455	15,410,264
Machinery and equipment	4,543,563	3,090,017	7,633,580
Construction work in progress	-	339,576	339,576
Infrastructure	52,311,530	-	52,311,530
Total	<u>\$ 75,157,447</u>	<u>\$ 5,413,428</u>	<u>\$ 80,570,875</u>

Additional information on Wood County's capital assets can be found in note IV A(3) on pages 63 and 64 of this report.

Long-term debt. The County's general obligation debt increased \$2,160,000 from \$1,450,000 to \$3,610,000 during 2012. There was one general obligation debt issue outstanding at year-end all of which is related to governmental activities. These are general obligation bonds issued in 2012 for \$3.61 million to refund the radio towers State Trust Loan issued in 2011 for \$755,000, and \$2.855 million to fund building renovations at Edgewater Haven Nursing Home. The debt service on the \$3.61 million debt will be paid entirely with property tax levy.

Wood County received an Aa1 rating from Moody's for the County's most recent debt issue in 2012.

State statutes limit the amount of general obligation debt a governmental entity may issue to 5 percent of its total equalized valuation. Wood County is at 1.48% of its legal debt limit of \$227 million.

Additional information on Wood County's long-term debt can be found in note IV B(5) on pages 75-76 of this report.

Economic Factors and Next Year's Budgets and Rates

- The County unassigned fund balance increased significantly allowing the County to fund revenue shortfalls while still maintaining targeted cash reserve levels.
- While there were no budgeted increases in wages when the 2013 budget was adopted, the County subsequently approved a new wage plan in 2013. The increase in wages was funded with unassigned General Fund balance while maintaining targeted cash reserves.
- The average unemployment rate for Wood County was 7.2% in 2012, which is down from the 7.7% average rate in 2011.
- The County remains under a statutory tax rate freeze and a tax levy increase limitation of 0%
- The increase in equalized valuation due to net new construction for Wood County was less than 2%
- A decrease in employee health costs (net of stop-loss reimbursements) and healthy cash reserves allowed the County to have no increase in health charges to departments.

All of these factors were considered in preparing the Wood County budget for 2013.

Requests for Information

This financial report is designed to provide a general overview of Wood County's finances for all those with an interest in the County's finances. Questions concerning any of the information provided in this report, or requests for additional financial information should be addressed to the Wood County Finance Department.

WOOD COUNTY, WISCONSIN

Statement of Net Position

December 31, 2012

	Governmental Activities	Business-type Activities	Total
Assets			
Cash and investments	\$ 21,861,297	\$ 2,960	\$ 21,864,257
Receivables:			
Delinquent property taxes	3,228,019	-	3,228,019
Current property tax	22,863,076	-	22,863,076
Miscellaneous	4,101,389	507,064	4,608,453
Due from other governments	916,426	1,909,075	2,825,501
Internal balances	2,625,359	(2,625,359)	-
Inventory of supplies, at cost	58,519	1,127,235	1,185,754
Prepaid items	374,078	125,258	499,336
Restricted Assets:			
Cash	655,661	4,790	660,451
Capital assets (net of accumulated depreciation)			
Land and land improvements	4,729,545	146,380	4,875,925
Buildings	13,572,809	1,837,455	15,410,264
Machinery & equipment	4,543,563	3,090,017	7,633,580
Construction work in progress	-	339,576	339,576
Infrastructure	52,311,530	-	52,311,530
 Total Assets	\$ 131,841,271	\$ 6,464,451	\$ 138,305,722
Liabilities			
Current Liabilities:			
Accounts payable	\$ 3,018,868	\$ 17,013	\$ 3,035,881
Payroll withholdings	245,845	-	245,845
Accrued compensation	597,439	242,867	840,306
Accrued interest	42,116	-	42,116
Due to other governments	1,541,502	76,000	1,617,502
Accrued employee benefits	44	-	44
Unearned revenue	145,577	113,830	259,407
Special deposits	655,661	4,790	660,451
Noncurrent Liabilities:			
Due within one year	3,139,226	528,522	3,667,748
Due in more than one year	8,586,542	1,293,110	9,879,652
 Total Liabilities	17,972,820	2,276,132	20,248,952
Deferred inflows of resources:			
Property taxes for subsequent year	22,073,450	-	22,073,450
Net Position			
Net investment in capital assets	73,891,944	5,413,428	79,305,372
Unrestricted	17,903,057	(1,225,109)	16,677,948
 Total Net Position	91,795,001	4,188,319	95,983,320
 Total Liabilities, Deferred Inflows of Resources and Net Position	\$ 131,841,271	\$ 6,464,451	\$ 138,305,722

The notes to the financial statements are an integral part of this statement

WOOD COUNTY, WISCONSIN

Statement of Activities

For the year ended December 31, 2012

Functions/Programs:	Expenses	Program Revenues	
		Charges for Services	Operating Grants and Contributions
Governmental activities:			
General government	\$ 9,104,830	\$ 3,058,370	\$ 595,531
Public safety	10,728,818	617,611	366,899
Public works	6,168,019	275,255	1,614,551
Health and social services	29,257,698	9,012,122	11,068,137
Culture, recreation and education	2,629,245	915,686	372,226
Conservation and development	1,751,417	288,290	502,465
Interest and fiscal charges	112,458	-	-
Total governmental activities	59,752,485	14,167,334	14,519,809
Business-type activities:			
Edgewater Haven Nursing Home	7,123,763	5,729,425	12,617
Highway	6,297,118	6,598,145	296,189
Total business-type activities	13,420,881	12,327,570	308,806
Totals	\$ 73,173,366	\$ 26,494,904	\$ 14,828,615

General Revenues:

- Property Taxes
- County Sales Tax
- Grants and contributions not restricted to specific programs
- Payment in Lieu of Taxes
- Unrestricted investment earnings

Transfers

Total general revenues and transfers

Change in net position

Net Position -January 1, as restated

Net Position-December 31

The notes to the financial statements are an integral part of this statement.

Net (Expense) Revenue and Changes in Net Position			
Capital Grants and Contributions	Governmental Activities	Business-type Activities	Total
\$ -	\$ (5,450,929)	\$ -	\$ (5,450,929)
-	(9,744,308)	-	(9,744,308)
737,233	(3,540,980)	-	(3,540,980)
-	(9,177,439)	-	(9,177,439)
-	(1,341,333)	-	(1,341,333)
-	(960,662)	-	(960,662)
-	(112,458)	-	(112,458)
<u>737,233</u>	<u>(30,328,109)</u>	<u>-</u>	<u>(30,328,109)</u>
350,618	-	(1,031,103)	(1,031,103)
-	-	597,216	597,216
<u>350,618</u>	<u>-</u>	<u>(433,887)</u>	<u>(433,887)</u>
<u>\$ 1,087,851</u>	<u>\$ (30,328,109)</u>	<u>\$ (433,887)</u>	<u>\$ (30,761,996)</u>
	21,755,998	557,561	22,313,559
	5,013,638	-	5,013,638
	3,144,803	-	3,144,803
	13,221	-	13,221
	116,902	-	116,902
	(273,101)	273,101	-
	<u>29,771,461</u>	<u>830,662</u>	<u>30,602,123</u>
	(556,648)	396,775	(159,873)
	92,351,649	3,791,544	96,143,193
	<u>\$ 91,795,001</u>	<u>\$ 4,188,319</u>	<u>\$ 95,983,320</u>

WOOD COUNTY, WISCONSIN

Balance Sheet
Governmental Funds

December 31, 2012

	General Fund	Human Services Fund	Other Governmental Funds	Total
Assets				
Cash and temporary cash investments	\$ 13,677,363	\$ 356,008	\$ 214,515	\$ 14,247,886
Receivables:				
Delinquent property taxes	3,228,019	-	-	3,228,019
Current property tax	22,863,076	-	-	22,863,076
Miscellaneous	577,069	3,229,239	295,081	4,101,389
Due from other governments	397,154	473,055	46,217	916,426
Due from other funds	-	-	3,655,297	3,655,297
Inventory of supplies, at cost	3,018	55,501	-	58,519
Prepaid items	332,263	41,815	-	374,078
Total Assets	\$ 41,077,962	\$ 4,155,618	\$ 4,211,110	\$ 49,444,690
Liabilities				
Liabilities:				
Accounts payable	\$ 1,884,813	\$ 177,538	\$ 11,126	\$ 2,073,477
Other current liabilities	1,047	176,873	-	177,920
Payroll withholdings	245,845	-	-	245,845
Accrued compensation	528,696	68,743	-	597,439
Special deposits	593,929	14,615	42,917	651,461
Due to other governments	1,261,833	278,169	1,500	1,541,502
Due to other funds	302,684	1,811,890	224,758	2,339,332
Accrued vacation and sick pay	44	-	-	44
Advances from Other Funds	-	93,567	-	93,567
Unearned Revenue	23,887	42,302	5,425	71,614
Total Liabilities	4,842,778	2,663,697	285,726	7,792,201
Deferred inflows of resources:				
Unavailable revenues-charges for services	-	2,329,878	-	2,329,878
Unavailable revenues-property taxes	551,904	-	-	551,904
Property taxes for subsequent year	22,073,450	-	-	22,073,450
Total Deferred Inflows of Resources	22,625,354	2,329,878	-	24,955,232
Fund Balances:				
Nonspendable:				
Prepaid items and inventory	335,281	97,316	-	432,597
Committed	919,985	-	-	919,985
Assigned				
Aging	-	-	241,139	241,139
Parks and forestry	-	-	472,574	472,574
Land Records and Private Sewage	-	-	294,289	294,289
Land conservation	-	-	75,788	75,788
Transportation & economic development	-	-	2,196	2,196
Sheriff and corrections	-	-	123,293	123,293
Debt service	-	-	248,466	248,466
Capital projects	-	-	2,467,639	2,467,639
Subsequent year's budget	1,269,988	-	-	1,269,988
Unassigned	11,084,576	(935,273)	-	10,149,303
Total Fund Balances (deficit)	13,609,830	(837,957)	3,925,384	16,697,257
Total Liabilities, Deferred inflows of resources and Fund Balances (deficit)	\$ 41,077,962	\$ 4,155,618	\$ 4,211,110	\$ 49,444,690

Amounts reported for governmental activities in the statement of net position are different because:

Fund balance from above	\$ 16,697,257
Capital assets used in governmental activities are not financial resources and, therefore, are not reported in funds	65,718,365
Internal service funds are used by management to charge the costs of building maintenance, employee health benefits and workers compensations and other post-employment benefits to individual funds. The assets and liabilities are included in governmental activities in the statement of net position.	18,288,106
Plus Internal Service Fund deficit allocated to Highway enterprise fund.	<u>(22,625)</u>
	18,265,481
Unavailable revenue on delinquent property taxes and Human Services public charges recognized as revenue on the entity-wide	2,881,782
Long-term liabilities, including notes payable, capital leases, compensated absences as well as accrued interest and unamortized discounts are not due and payable in the current period and therefore are not reported in the funds.	<u>(11,767,884)</u>
Net Position of Governmental Activities	\$ 91,795,001

The notes to the financial statements are an integral part of this statement.

WOOD COUNTY, WISCONSIN

Statement of Revenues, Expenditures, and Changes in Fund Balances Governmental Funds

For the Year Ended December 31, 2012

	General Fund	Human Services Fund	Other Governmental Funds	Total Governmental Funds
REVENUES				
Taxes	\$ 18,321,340	\$ 8,054,168	\$ 1,066,931	\$ 27,442,439
Intergovernmental Revenues	6,932,900	8,471,698	1,698,171	17,102,769
Licenses and Permits	210,364	-	105,218	315,582
Fines, Forfeits and Penalties	304,045	-	14,059	318,104
Public Charges for Services	2,386,933	8,591,343	179,877	11,158,153
Intergovernmental Charges for Services	1,034,799	311,259	125,201	1,471,259
Investment Income	117,865	-	5,147	123,012
Miscellaneous	1,077,069	135,543	362,824	1,575,436
Total Revenues	30,385,315	25,564,011	3,557,428	59,506,754
EXPENDITURES				
Current				
General Government	6,625,013	-	811,319	7,436,332
Public Safety	10,409,083	-	31,453	10,440,536
Public Works	5,710,597	-	33,654	5,744,251
Health and Human Services	3,173,969	24,957,589	666,325	28,797,883
Culture, Recreation and Education	2,834,776	-	94,488	2,929,264
Conservation and Development	603,323	-	1,134,980	1,738,303
Capital Outlay				
Public Safety	-	-	299,543	299,543
Health and Human Services	-	-	351,018	351,018
Debt Service				
Principal Retirement	-	-	1,450,000	1,450,000
Interest and Fiscal Charges	-	-	109,224	109,224
Total Expenditures	29,356,761	24,957,589	4,982,004	59,296,354
Excess of Revenues Over (Under) Expenditures	1,028,554	606,422	(1,424,576)	210,400
Other Financing Sources (Uses):				
Issuance of Debt	-	-	3,610,000	3,610,000
Transfers in	713,180	-	401,547	1,114,727
Transfers out	(818,260)	(306,344)	(191,001)	(1,315,605)
Total Other Financing Sources (Uses)	(105,080)	(306,344)	3,820,546	3,409,122
Net change in fund balances (deficit)	923,474	300,078	2,395,970	3,619,522
Fund Balance-January 1	12,686,356	500,000	1,529,414	14,715,770
Restatement for changes in accounting principle	-	(1,638,035)	-	(1,638,035)
Fund Balance (deficits) -January 1 as restated	12,686,356	(1,138,035)	1,529,414	13,077,735
Fund Balance (deficit)-December 31	\$ 13,609,830	\$ (837,957)	\$ 3,925,384	\$ 16,697,257

The notes to the financial statements are an integral part of this statement.

WOOD COUNTY, WISCONSIN

Reconciliation of the Statement of Revenues,
Expenditures, and Changes in Fund Balances of Governmental Funds
to the Statement of Activities

For the Year Ended December 31, 2012

Net change in fund balances - total governmental funds		\$	3,619,522
Amounts reported for governmental activities in the statement of activities are different because:			
Governmental funds report capital outlays as expenditures. However, in the statement of activities the cost of those assets is allocated over their estimated useful lives and reported as depreciation expense. This is the amount by which capital outlay exceeded depreciation in the current period.			
Capital outlay	2,287,029		
Depreciation	<u>(2,549,663)</u>		(262,634)
Note and capital lease proceeds provide current financial resources to governmental funds, but issuing debt increases long-term liabilities in the statement of net position. Repayment of note and lease principal is an expenditure in the governmental funds, but the repayment reduces long-term liabilities in the statement of net position. This is the amount by which proceeds exceeded repayments.			
			(2,318,011)
Increase in the net OPEB obligation	(680,131)		
Less amount allocated to Business-type activities	<u>145,906</u>		(534,225)
Unavailable revenue in the governmental funds is reported as revenue on the entity-wide financial statements			
			(346,185)
Revenue recognized through satisfaction of lease agreement			
			80,206
Some expenses reported in the statement of activities do not require the use of current financial resources and therefore are not reported as expenditures in governmental funds			
			(37,443)
The net effect of various miscellaneous transactions involving capital assets (i.e. sales, trade-ins, and donations) to decrease net position.			
			(210,152)
Internal service funds are used by management to charge the costs of certain activities, such as building maintenance, employee health benefits and workers compensation claims, to individual funds. The net share of governmental revenue (expense) of the internal service funds is reported with governmental activities.			
	(572,042)		
Less amount allocated to Highway Enterprise Fund. Net loss of internal service funds related to Edgewater Haven Nursing Home is offset by transfer to General Fund			
	<u>24,316</u>		(547,726)
Change in net position of governmental activities		<u>\$</u>	<u>(556,648)</u>

The notes to the financial statements are an integral part of this statement.

WOOD COUNTY, WISCONSIN

Statement of Revenues, Expenditures, and Changes in Fund Balance - Budget and Actual
(Non-GAAP Budgetary Basis)
General Fund
For the Year Ended December 31, 2012

	Budgeted Amounts		Actual Amounts	Variance with Final Budget Positive(Negative)
	Original	Final		
REVENUES				
Taxes				
General Property Taxes	\$ 10,103,148	\$ 12,786,864	\$ 12,680,813	\$ (106,051)
Forest Cropland/Managed Forest Land	7,500	7,500	7,772	272
General Sales and Retailers' Discount	180	180	194	14
Real Estate Transfer Fees	105,000	105,000	100,553	(4,447)
Interest and Penalties on Taxes	300,000	300,000	505,149	205,149
Payments in Lieu of Taxes	13,350	13,350	13,221	(129)
Total Taxes	10,529,178	13,212,894	13,307,702	94,808
Intergovernmental Revenues				
Federal Grants-Emergency Government	1,000	1,000	1,748	748
Federal Grants-Anti-Terrorism	-	20,000	20,000	-
State Aid-CPPW	511,753	897,148	768,157	(128,991)
State Shared Taxes-Shared Revenue	2,996,200	2,996,200	3,017,494	21,294
Other State Shared Revenues	273,243	273,243	245,741	(27,502)
State Aid-Victim Witness	69,020	69,020	58,207	(10,813)
State Grants-Courts	309,418	309,418	318,227	8,809
State Aid-Court Support Services	46,476	46,476	54,068	7,592
State Aid - Law Enforcement	112,000	155,750	98,012	(57,738)
State Grants-Other Law Enforcement	21,982	21,982	17,088	(4,894)
State Aid-Emergency Government	76,935	97,646	122,122	24,476
State Aids-Transportation	-	1,600,000	1,607,735	7,735
State Aid-LRIP	-	-	6,816	6,816
State Grants-Health Immunization	44,141	44,141	68,965	24,824
State Grants-Health WIC Program	288,768	322,393	312,840	(9,553)
State Aid-Health Cons Grant	89,247	89,247	86,570	(2,677)
State Aid-Veterans Service Officer	11,500	11,500	11,500	-
State Grants-UW Extension	3,540	3,540	3,540	-
State Aid-Forestry	56,075	56,075	55,750	(325)
State Grants-Land Conservation	48,057	48,057	38,582	(9,475)
County Share Managed Forest Lands	40,000	40,000	19,738	(20,262)
Total Intergovernmental Revenues	4,999,355	7,102,836	6,932,900	(169,936)
Licenses and Permits				
Business and Occupational Licenses	150,000	150,000	175,323	25,323
Utility Permits	-	450	1,025	575
Driveway Permits	-	1,000	780	(220)
DNR and ML Fees	23,500	23,500	22,745	(755)
Dog License Fund	1,000	1,000	1,000	-
Moving Permits	-	1,100	2,456	1,356
County Planner Document Sales	-	-	5	5
County Planner Plat Review Fees	1,750	1,750	2,100	350
Shoreland Zoning Fees and Permits	1,500	1,500	4,930	3,430
Total Licenses and Permits	177,750	180,300	210,364	30,064
Fines, Forfeits and Penalties				
Juvenile Ordinances	3,000	3,000	2,014	(986)
County Share of Occupational Driver	400	400	380	(20)
County Share of State Fines and Forfeitures	196,100	196,100	169,640	(26,460)
County Parks Violation Fee	1,000	1,000	1,000	-
Humane Officer Fines and Forfeitures	-	-	1,184	1,184
County Forfeitures Revenue	154,000	154,000	129,827	(24,173)

WOOD COUNTY, WISCONSIN

Statement of Revenues, Expenditures, and Changes in Fund Balance - Budget and Actual
(Non-GAAP Budgetary Basis)
General Fund
For the Year Ended December 31, 2012

	Budgeted Amounts		Actual Amounts	Variance with Final Budget Positive(Negative)
	Original	Final		
Total Fines, Forfeits and Penalties	354,500	354,500	304,045	(50,455)
Public Charges for Services				
County Clerk-Passport Fees	10,000	10,000	14,947	4,947
Treasurer Fees-Redemption Notices	2,000	2,000	3,845	1,845
Property Conversion Charges	1,000	1,000	1,103	103
Register of Deeds Fees	346,350	346,350	405,412	59,062
Court Fees	212,000	212,000	184,812	(27,188)
Family Court Comm	19,000	19,000	17,809	(1,191)
Court/Juvenile	49,900	49,900	45,807	(4,093)
District Attorney	6,000	6,000	8,734	2,734
Court Fees and Costs-Circuit Court Br I	28,600	28,600	26,913	(1,687)
Court Fees and Costs-Circuit Court Br III	8,000	8,000	7,224	(776)
Court Fees and Costs-Marriage Counseling	8,800	8,800	8,020	(780)
Temporary Licenses	4,500	4,500	6,361	1,861
County Clerk Copy Fees	7,100	7,100	8,116	1,016
Human Resources	300	300	858	558
Sheriff-Public Charges	11,400	11,400	2,316	(9,084)
Sheriff Revenue-Civil Process Fees	86,000	86,000	77,008	(8,992)
Sheriff Cost Reimbursement/Witness Fees	65,000	65,000	54,770	(10,230)
Reserve Deputy Revenue	11,275	11,275	10,227	(1,048)
Sheriff Escort Service	45,000	45,000	31,515	(13,485)
Restitution	4,100	4,100	3,333	(767)
OWI Restitution	5,000	5,000	772	(4,228)
Cremation Revenue	36,500	36,500	37,364	864
Jail Surcharge	58,000	58,000	44,041	(13,959)
Board of Prisoners Meals	368,453	368,453	278,084	(90,369)
Prisoner Housing Other Counties	30,000	30,000	22,048	(7,952)
Other County Transports	18,000	18,000	27,289	9,289
Jail Stay Fee	87,892	87,892	15,395	(72,497)
Health	85,374	92,430	108,911	16,481
County Parks Revenue	355,000	355,000	388,741	33,741
UW-Extension Publication Revenue	750	750	154	(596)
UW-Extension Project Revenue	11,860	11,860	15,905	4,045
County Forest Revenue	310,000	310,000	529,099	219,099
Total Public Charges for Services	2,293,154	2,300,210	2,386,933	86,723
Intergovernmental Charges for Services				
Interdepartmental Charges	-	131,347	84,004	(47,343)
State Revenue-Highway	-	65,000	48,612	(16,388)
Intergovernmental Transfer Program Rev	-	-	660	660
Local Gov Charges-Gen Gov	-	-	90	90
Local Government Charges-Public Safety	48,000	48,000	33,695	(14,305)
Local Government Chgs-Public Safety	-	-	129	129
Revenue from Districts-Roads	-	128,000	120,000	(8,000)
Revenue from Districts-Bridges	-	18,378	18,378	-
Local Government Charges-Sanitation	17,160	17,160	17,920	760
Local Government Charges-Other Governments	6,000	6,000	2,500	(3,500)
Local Government Charges-BNI (Materials)	3,000	6,100	5,579	(521)
Local Government Chgs-BNI (Staff)	1,600	1,600	837	(763)
Local Government Chgs-Work Relief	400	400	1,855	1,455
Intergovernmental Charges-EM Vehicles	4,500	4,500	8,179	3,679
Intergovernmental Charges-EM Equipment	500	500	539	39
Department Charges-Gen Government	12,400	12,400	18,038	5,638

WOOD COUNTY, WISCONSIN

Statement of Revenues, Expenditures, and Changes in Fund Balance - Budget and Actual
(Non-GAAP Budgetary Basis)
General Fund
For the Year Ended December 31, 2012

	Budgeted Amounts		Actual Amounts	Variance with Final Budget Positive(Negative)
	Original	Final		
Department Charges-Purchasing	7,000	7,000	15,653	8,653
Department Charges-Insurance	498,304	498,304	494,126	(4,178)
Department Charges-Gen Govt	13,000	13,000	12,902	(98)
Department Charges-Systems	130,220	130,220	134,159	3,939
Department Charges-Public Safety	32,750	32,750	14,957	(17,793)
Department Charges-Sanitation	2,700	2,700	1,987	(713)
Department Charges-Highway	-	-	-	-
Total Intergovernmental Charges for Services	777,534	1,123,359	1,034,799	(88,560)
Investment Income				
Interest Revenue	-	-	44	44
Unrealized Gain/Loss on Investment	40,000	40,000	(2,060)	(42,060)
Interest-Investment	100,000	100,000	99,390	(610)
Interest-General Investment	50,000	50,000	19,572	(30,428)
Interest-Section 125 & Health	9	9	7	(2)
Interest-Clerk of Courts	1,000	1,000	912	(88)
Total Investment Income	191,009	191,009	117,865	(73,144)
Miscellaneous				
Miscellaneous Revenue	-	-	8,857	8,857
Rental Income	63,964	63,964	75,282	11,318
Gain/Loss on Sale of Property	6,000	6,000	36,507	30,507
Sale of Surplus Property	500	500	462	(38)
Insurance Recoveries-Other	10,250	10,250	22,114	11,864
Donations	61,758	798,758	787,168	(11,590)
Donations-Designated Projects	1,800	1,800	2,093	293
Donated Federal Commodities	-	-	578	578
Donations	1,700	1,700	-	(1,700)
Donations & Contributions	18,000	18,000	142,778	124,778
Miscellaneous Revenue	400	400	1,230	830
Total Miscellaneous	164,372	901,372	1,077,069	175,697
Total Revenues	19,486,852	25,366,480	25,371,677	5,197
EXPENDITURES				
General Government				
Committees and Commissions	142,166	142,166	129,730	12,436
Law Library	10,550	10,800	10,744	56
Circuit Court Branch I	276,096	276,517	271,126	5,391
Circuit Court Branch II	141,421	141,421	127,990	13,431
Circuit Court Branch III	111,719	111,719	106,718	5,001
Drug Court	144,111	144,111	143,903	208
Divorce Mediation	9,000	15,000	8,438	6,562
Family Court Commissioner	92,798	93,048	93,035	13
Clerk of Courts	1,136,197	1,135,697	1,064,878	70,819
Coroner	77,644	77,644	67,167	10,477
District Attorney	262,184	262,184	246,842	15,342
Victim Witness Program	127,814	127,814	123,219	4,595
Task Force	1,000	1,000	838	162
Corporation Counsel	210,409	211,690	198,451	13,239
Clerk	288,413	289,014	264,741	24,273
Postage Meter	13,366	13,366	11,538	1,828

WOOD COUNTY, WISCONSIN

Statement of Revenues, Expenditures, and Changes in Fund Balance - Budget and Actual
(Non-GAAP Budgetary Basis)
General Fund
For the Year Ended December 31, 2012

	Budgeted Amounts		Actual Amounts	Variance with Final Budget Positive(Negative)
	Original	Final		
Labor Relations	28,200	28,200	19,811	8,389
Personnel	355,781	357,346	344,860	12,486
Human Resources Programs	38,077	85,828	80,601	5,227
Elections	104,328	138,328	134,444	3,884
Data Processing	1,491,383	1,491,383	1,436,528	54,855
Voice Over IP	122,600	122,600	119,026	3,574
Information & Communication	24,900	24,900	13,161	11,739
Finance	225,072	225,826	221,524	4,302
Treasury	402,639	403,183	367,010	36,173
Purchasing	53,222	53,222	51,613	1,609
Contingency	450,000	181,950	-	181,950
Register of Deeds	383,003	383,542	366,342	17,200
Redaction	105,000	105,000	78,618	26,382
Property and Liability Insurance	609,816	609,816	522,117	87,699
Total General Government	7,438,909	7,264,315	6,625,013	639,302
Public Safety				
Sheriff Administration	2,489,913	2,489,913	2,340,503	149,410
Police Radio	150,817	150,817	143,415	7,402
Indian Law Enforcement	25,321	25,321	15,049	10,272
Traffic Police	2,740,584	2,784,334	2,565,985	218,349
Civil Service Commission	2,050	2,050	695	1,355
SARA Title III	45,004	45,004	29,441	15,563
Emergency Management	259,333	281,438	284,487	(3,049)
Building Numbering	2,500	26,600	23,900	2,700
Work Relief	132,672	132,672	128,706	3,966
Dispatch	1,475,069	1,475,069	1,397,409	77,660
Jail	2,352,848	2,352,848	2,203,888	148,960
Transport/Safekeeper	1,238,133	1,238,133	1,078,227	159,906
Electronic Monitoring	180,675	180,675	139,289	41,386
P/T Safekeeper	32,580	32,580	29,302	3,278
Jail Surcharge	109,308	109,308	8,787	100,521
Highway Safety Committee	2,000	2,000	-	2,000
Anti-Terrorism	-	20,000	20,000	-
Total Public Safety	11,238,807	11,348,762	10,409,083	939,679
Public Works-Highway				
Highway Administration	-	412,097	740,917	(328,820)
Maintenance CTHS	-	4,781,038	4,598,976	182,062
County-Aid Road Construction	-	328,000	318,203	9,797
County-Aid Bridge Construction	-	127,756	52,501	75,255
Total Public Works	-	5,648,891	5,710,597	(61,706)
Health and Human Services				
Public Health	2,028,361	2,416,409	2,362,740	53,669
County Nurse WIC Program	288,768	322,393	307,055	15,338
Public Health Grants	89,247	89,247	86,569	2,678
Humane Officer	30,449	30,449	30,250	199
Health-Dental Sealants	91,932	98,988	93,198	5,790
Veterans Relief	2,911	3,911	3,200	711
Veterans Service Officer	294,745	295,616	287,880	7,736
Veterans Relief Donations	556	556	215	341
Care of Veterans Graves	2,865	2,865	2,862	3

WOOD COUNTY, WISCONSIN

Statement of Revenues, Expenditures, and Changes in Fund Balance - Budget and Actual
(Non-GAAP Budgetary Basis)
General Fund
For the Year Ended December 31, 2012

	Budgeted Amounts		Actual Amounts	Variance with Final Budget Positive(Negative)
	Original	Final		
Total Health and Human Services	<u>2,829,834</u>	<u>3,260,434</u>	<u>3,173,969</u>	<u>86,465</u>
Culture, Recreation and Education				
County Aid to Libraries	772,707	772,707	772,707	-
County Parks	1,631,408	1,631,408	1,514,972	116,436
Marshfield Fairgrounds	25,000	25,000	25,000	-
UW-Extension	484,496	484,496	433,355	51,141
UW-Wood County-Marshfield	211,675	211,675	43,675	168,000
UW-Extension Junior Fair	32,000	32,000	32,000	-
UW-Extension Projects	14,160	14,160	13,067	1,093
Total Culture, Recreation and Education	<u>3,171,446</u>	<u>3,171,446</u>	<u>2,834,776</u>	<u>336,670</u>
Conservation and Development				
Land Conservation	118,602	118,602	113,652	4,950
Wildlife Damage Abatement	48,056	48,056	38,582	9,474
County Planner	329,690	334,650	334,180	470
Census Redistricting	2,250	2,250	-	2,250
Surveyor	44,777	44,777	39,564	5,213
Payment in Lieu of Tax	77,345	77,345	77,345	-
Total Conservation and Development	<u>620,720</u>	<u>625,680</u>	<u>603,323</u>	<u>22,357</u>
Total Expenditures	<u>25,299,716</u>	<u>31,319,528</u>	<u>29,356,761</u>	<u>1,962,767</u>
Excess of Revenues Over (Under) Expenditures	<u>(5,812,864)</u>	<u>(5,953,048)</u>	<u>(3,985,084)</u>	<u>1,967,964</u>
Other Financing Sources (Uses):				
Transfers in	4,997,932	4,997,932	5,726,818	728,887
Transfers out	(20,000)	(20,000)	(818,260)	(798,260)
Total Other Financing Sources (Uses)	<u>4,977,932</u>	<u>4,977,932</u>	<u>4,908,558</u>	<u>(69,373)</u>
Excess of Revenues and Other Sources Over (Under)				
Net change in fund balance	<u>\$ (834,932)</u>	<u>\$ (975,116)</u>	923,474	<u>\$ 1,898,591</u>
Fund Balance-January 1			<u>12,686,356</u>	
Fund Balance-December 31			<u>\$ 13,609,830</u>	

The notes to the financial statements are an integral part of this statement.

WOOD COUNTY, WISCONSIN
Statement of Revenues, Expenditures, and Changes in Fund Balance - Budget and Actual
Human Services Fund

For the Year Ended December 31, 2012

	Budgeted Amounts		Actual Amounts	Variance with Final Budget Positive(Negative)
	Original	Final		
REVENUES				
Taxes				
General Property Taxes	\$ 8,054,168	\$ 8,054,168	\$ 8,054,168	\$ -
Total Taxes	<u>8,054,168</u>	<u>8,054,168</u>	<u>8,054,168</u>	<u>-</u>
Intergovernmental Revenues				
State Aid-CCS	50,000	-	-	-
State Aid-DVR	108,515	108,515	53,239	(55,276)
State Aid-Unified/DHFS	9,301,608	9,356,108	8,418,459	(937,649)
Total Intergovernmental	<u>9,460,123</u>	<u>9,464,623</u>	<u>8,471,698</u>	<u>(992,925)</u>
Public Charges for Services				
Medicare	927,084	957,084	1,082,300	125,216
Medicaid	3,717,786	4,190,432	5,912,973	1,722,541
Private Pay	2,624,146	2,624,146	1,922,517	(701,629)
Commercial Insurance	2,311,168	2,411,168	2,282,314	(128,853)
Wood County Responsible	918,480	918,480	595,377	(323,103)
Other County Responsible	230,180	230,180	172,177	(58,003)
Third Party Awards & Settlements	239,560	287,700	505,626	217,926
Contractual Adjustments	(2,404,455)	(2,404,455)	(3,881,941)	(1,477,486)
Total Public Charges for Services	<u>8,563,949</u>	<u>9,214,735</u>	<u>8,591,343</u>	<u>(623,391)</u>
Intergovernmental Charges for Services				
Congregate Meals	240,000	240,000	261,259	21,259
Drug Court	-	50,000	50,000	-
Total Intergovernmental Charges for Services	<u>240,000</u>	<u>290,000</u>	<u>311,259</u>	<u>21,259</u>
Miscellaneous				
Rental Income	56,430	56,430	49,136	(7,294)
Gain/Loss on Sale of Property	-	-	200	200
Insurance Recoveries-Other	-	-	799	799
Donations	31,500	31,500	12,338	(19,162)
Donations-Designated Projects	2,000	2,000	-	(2,000)
Recovery of PYBD & Contractual Adj	30,000	30,000	32,874	2,874
Revenue from Meals	21,900	21,900	20,435	(1,465)
Food Vending Machine Income	4,200	4,200	3,322	(878)
Miscellaneous Revenue	-	-	2,823	2,823
Canteen Income	600	600	642	42
Ceramic Revenue	20,800	20,800	5,936	(14,864)
Misc/Other Workshop Revenue	-	-	2,379	2,379
Other Miscellaneous Revenue	3,500	3,500	1,468	(2,032)
Other Operating Income	2,400	2,400	-	(2,400)
Copier Revenue	2,300	2,300	3,191	891
Total Miscellaneous	<u>175,630</u>	<u>175,630</u>	<u>135,543</u>	<u>(40,087)</u>
Total Revenues	<u>26,493,870</u>	<u>27,199,156</u>	<u>25,564,011</u>	<u>(1,635,144)</u>
EXPENDITURES				
Health and Human Services				
Institutional				
ICF/MR	832,138	665,424	-	665,424
SNF-CMI	786,778	1,023,778	969,972	53,806
SNF-TBI	1,188,041	1,403,041	1,314,168	88,873
Inpatient	2,612,909	2,837,909	2,795,300	42,609
Norwood Administration	205,035	215,035	208,885	6,150
Dietary	767,340	757,340	734,886	22,454
Plant Operations & Maintenance	670,970	662,470	616,232	46,238
Medical Records	198,190	198,915	186,948	11,967
Administration	955,010	1,185,310	1,123,586	61,724
Total Institutional	<u>8,216,411</u>	<u>8,949,222</u>	<u>7,949,977</u>	<u>999,245</u>
Community				
Long Term Support	1,139,533	1,139,533	732,859	406,674
Family Services	3,726,570	4,077,181	3,971,625	105,556
Economic Support & Employment Services	4,794,614	4,695,507	4,420,998	274,509
Administration	3,123,549	3,126,593	2,929,388	197,205
Mental Health/AODA	5,493,874	5,246,403	4,952,742	293,661
Total Community	<u>18,278,140</u>	<u>18,285,217</u>	<u>17,007,612</u>	<u>1,277,605</u>
Total Health and Human Services	<u>26,494,551</u>	<u>27,234,439</u>	<u>24,957,589</u>	<u>2,276,850</u>
Total Expenditures	<u>26,494,551</u>	<u>27,234,439</u>	<u>24,957,589</u>	<u>2,276,850</u>
Excess of Revenues Over (Under) Expenditures	<u>(681)</u>	<u>(35,283)</u>	<u>606,422</u>	<u>641,706</u>
Other Financing Sources (Uses):				
Transfers out	-	-	(306,344)	(306,344)
Total Other Financing Sources (Uses)	<u>-</u>	<u>-</u>	<u>(306,344)</u>	<u>(306,344)</u>
Net change in fund balances (deficits)	<u>\$ (681)</u>	<u>\$ (35,283)</u>	<u>300,078</u>	<u>\$ 335,362</u>
Fund Balance-January 1			<u>500,000</u>	
Restatement for changes in accounting principle			(1,638,035)	
Fund Balance (deficit)-January 1 as restated			<u>(1,138,035)</u>	
Fund Balance (deficit)-December 31			<u>\$ (837,957)</u>	

The notes to the financial statements are an integral part of this statement.

WOOD COUNTY, WISCONSIN

Statement of Net Position
Proprietary Funds

December 31, 2012

	Business-Type Activities-Enterprise Funds			Governmental Activities- Internal Service Funds
	Edgewater Haven Nursing Home	Highway	Total	
Assets				
Current Assets:				
Cash and temporary cash investments	\$ 2,860	\$ 100	\$ 2,960	\$ 8,269,072
Receivables:				
Miscellaneous	170,478	336,586	507,064	-
Due from other governments	524,937	1,384,138	1,909,075	-
Due from other funds	-	-	-	1,713,795
Inventory of supplies, at cost	53,574	1,073,661	1,127,235	-
Prepaid expenses	5,569	119,689	125,258	-
Advances to Other Funds-current	-	-	-	68,272
Total Current Assets	757,418	2,914,174	3,671,592	10,051,139
Noncurrent Assets:				
Restricted cash	4,790	-	4,790	-
Advances to Other Funds	-	-	-	225,295
Capital Assets:				
Land	151,043	113,732	264,775	848,479
Buildings	4,498,099	2,528,673	7,026,772	17,028,407
Machinery and equipment	1,939,890	8,819,911	10,759,801	165,806
Construction work in progress	339,576	-	339,576	-
Accumulated Depreciation	(5,061,858)	(7,915,638)	(12,977,496)	(8,603,610)
Total Capital Assets	1,866,750	3,546,678	5,413,428	9,439,082
Total Noncurrent Assets	1,871,540	3,546,678	5,418,218	9,664,377
Total Assets	\$ 2,628,958	\$ 6,460,852	\$ 9,089,810	\$ 19,715,516
Liabilities				
Current Liabilities:				
Accounts payable	\$ -	\$ 17,013	\$ 17,013	\$ -
Other current liabilities	-	-	-	767,471
Accrued compensation	90,387	152,480	242,867	-
Special deposits	-	-	-	4,200
Due to other governments	-	76,000	76,000	-
Due to other funds	494,854	1,953,130	2,447,984	581,776
Compensated Absences	306,752	221,770	528,522	-
Unearned revenue	-	113,830	113,830	73,963
Client Trust Funds	4,790	-	4,790	-
Total Current Liabilities	896,783	2,534,223	3,431,006	1,427,410
Noncurrent Liabilities				
Long-Term Employee Benefits-Net OPEB Obligation	637,660	161,606	799,266	-
Compensated Absences	277,428	216,416	493,844	-
Advances from other funds	-	200,000	200,000	-
Total Noncurrent Liabilities	915,088	578,022	1,493,110	-
Total Liabilities	1,811,871	3,112,245	4,924,116	1,427,410
Net Position				
Net Investment in capital assets	1,866,750	3,546,678	5,413,428	9,439,082
Unrestricted	(1,049,663)	(198,071)	(1,247,734)	8,849,024
Total Net Position	817,087	3,348,607	4,165,694	18,288,106
Total Liabilities and Net Position	\$ 2,628,958	\$ 6,460,852	\$ 9,089,810	\$ 19,715,516
Net position of proprietary funds			\$ 4,165,694	
Adjustment to reflect consolidation of internal service fund activities related to enterprise funds			22,625	
Net position of business-type activities			<u>\$ 4,188,319</u>	

The notes to the financial statements are an integral part of this statement.

WOOD COUNTY, WISCONSIN
Statement of Revenues, Expenses and
Changes in Net Position
Proprietary Funds

For the Year Ended December 31, 2012

	Business-Type Activities-Enterprise Funds			Governmental Activities- Internal Service Funds
	Edgewater Haven Nursing Home	Highway	Total	
Operating Revenues				
Charges for services	\$ 5,055,383	\$ 30,570	\$ 5,085,953	\$ 1,149,227
Intergovernmental revenues	-	271,900	271,900	-
Intergovernmental charges	674,042	6,567,575	7,241,617	9,334,080
Miscellaneous	10,534	33,534	44,068	870,352
Total Operating Revenues	<u>5,739,959</u>	<u>6,903,579</u>	<u>12,643,538</u>	<u>11,353,659</u>
Operating Expenses				
Nursing and health care and human services expense	6,802,004	-	6,802,004	-
Highway administration and other general	-	3,207,326	3,207,326	-
Depreciation and amortization	249,536	312,561	562,097	406,513
Maintenance	-	1,283,307	1,283,307	824,790
Construction	-	1,469,608	1,469,608	-
Claims and administration	-	-	-	10,741,072
Total Operating Expenses	<u>7,051,540</u>	<u>6,272,802</u>	<u>13,324,342</u>	<u>11,972,375</u>
Operating Income (Loss)	<u>(1,311,581)</u>	<u>630,777</u>	<u>(680,804)</u>	<u>(618,716)</u>
Non-Operating Revenues (Expenses)				
General property taxes	407,561	150,000	557,561	-
Gain (Loss) on sale of capital assets	1,795	(9,245)	(7,450)	(19,642)
Interest income	288	-	288	66,316
Total Non-Operating Revenues (Expenses)	<u>409,644</u>	<u>140,755</u>	<u>550,399</u>	<u>46,674</u>
Income (Loss) Before Contributions and Transfers	<u>(901,937)</u>	<u>771,532</u>	<u>(130,405)</u>	<u>(572,042)</u>
Capital contributions	350,618	-	350,618	-
Transfers in	602,877	-	602,877	-
Transfers out	-	(401,999)	(401,999)	-
Change in net position	<u>51,558</u>	<u>369,533</u>	<u>421,091</u>	<u>(572,042)</u>
Net Position-January 1	<u>765,529</u>	<u>2,979,074</u>	<u>3,744,603</u>	<u>18,860,148</u>
Net Position-December 31	<u>\$ 817,087</u>	<u>\$ 3,348,607</u>	<u>\$ 4,165,694</u>	<u>\$ 18,288,106</u>
Change in net position-Proprietary Funds			<u>\$ 421,091</u>	
Adjustment to reflect the consolidation of internal service fund activities related to enterprise funds			<u>(24,316)</u>	
Change in net position of business-type activities			<u>396,775</u>	
Net Position Business Type-January 1			<u>3,791,544</u>	
Net Position Business Type-December 31			<u>\$ 4,188,319</u>	

The notes to the financial statements are an integral part of this statement.

WOOD COUNTY, WISCONSIN
Statement of Cash Flows
Proprietary Funds

For the Year Ended December 31, 2012

	Edgewater Haven Nursing Home	Highway	Totals	Governmental Activities- Internal Service Funds
Increase (decrease) in cash				
Cash flows from operating activities				
Cash received from grants, customers and third-party payors	\$ 5,746,739	\$ 6,630,443	\$ 12,377,182	\$ 2,019,579
Cash received from interfund charges	-	-	-	9,414,609
Cash paid to employees for services	(3,145,065)	(888,192)	(4,033,257)	(203,659)
Cash paid to suppliers for goods and services	(2,075,896)	(3,990,392)	(6,066,288)	(12,114,456)
Cash paid to interfund charges	(1,470,690)	(792,028)	(2,262,718)	(81,064)
Net cash provided (used) by operating activities	<u>(944,912)</u>	<u>959,831</u>	<u>14,919</u>	<u>(964,991)</u>
Cash flows from non-capital financing activities				
General property tax	407,561	150,000	557,561	
Transfers in	602,877	-	602,877	-
Transfers out	-	(401,999)	(401,999)	-
Net cash provided (used) by non-capital financing activities	<u>1,010,438</u>	<u>(251,999)</u>	<u>758,439</u>	<u>-</u>
Cash flows from capital and related financing activities				
Additions to property and equipment	(419,724)	(913,129)	(1,332,853)	(236,349)
Proceeds from sale of capital assets	1,795	5,297	7,092	-
Contributed capital	350,618	-	350,618	-
Long term advance (to) from other funds	-	200,000	200,000	(170,537)
Net cash provided (used) by capital and related financing activities	<u>(67,311)</u>	<u>(707,832)</u>	<u>(775,143)</u>	<u>(406,886)</u>
Cash Flows From Investing Activities				
Interest received	288	-	288	66,316
Net cash provided (used) by investing activities	<u>288</u>	<u>-</u>	<u>288</u>	<u>66,316</u>
Net increase (decrease) in cash	(1,497)	-	(1,497)	(1,305,561)
Cash balance at beginning of year	9,147	100	9,247	9,574,633
Cash balance at end of year	<u>\$ 7,650</u>	<u>\$ 100</u>	<u>\$ 7,750</u>	<u>\$ 8,269,072</u>
Cash and temporary cash investments	\$ 2,860	\$ 100	\$ 2,960	\$ 8,269,072
Restricted cash and temporary investments	4,790	-	4,790	-
	<u>\$ 7,650</u>	<u>\$ 100</u>	<u>\$ 7,750</u>	<u>\$ 8,269,072</u>
Reconciliation of operating income (loss) to net cash provided (used) by operating activities				
Operating income (loss)	\$ (1,311,581)	\$ 630,777	\$ (680,804)	\$ (618,716)
Adjustments to reconcile the excess (deficiency) of revenues over expenses to net cash provided by operating activities:				
Depreciation and amortization	249,536	312,561	562,097	406,513
Changes in operating assets and liabilities:				
Decrease (increase) in:				
Accounts receivable/due from other governments	174,206	(340,004)	(165,798)	2,075
Due from other funds	-	-	-	92,178
Inventories	(12,009)	37,566	25,557	-
Prepaid expenses	(2,747)	(110,672)	(113,419)	-
Restricted cash, client trust funds	(693)	-	(693)	-
Increase (decrease) in:				
Accounts payable/due to other governments	-	(35,572)	(35,572)	-
Due to other funds	(167,426)	251,534	84,108	(741,035)
Accrued liabilities	125,802	146,773	272,575	-
Claims payable	-	-	-	(106,218)
Unearned revenue	-	66,868	66,868	212
Total adjustments	<u>366,669</u>	<u>329,054</u>	<u>695,723</u>	<u>(346,275)</u>
Net cash provided (used) by operating activities	<u>\$ (944,912)</u>	<u>\$ 959,831</u>	<u>\$ 14,919</u>	<u>\$ (964,991)</u>

The notes to the financial statements are an integral part of this statement.

THIS PAGE LEFT BLANK INTENTIONALLY

WOOD COUNTY, WISCONSIN
NOTES TO FINANCIAL STATEMENTS
December 31, 2012

I – SUMMARY OF SIGNIFICANT ACCOUNTING POLICIES

NOTE A – Reporting Entity

Wood County (the County) is a local governmental entity established under the laws of the State of Wisconsin and has the powers as defined in the Statutes. The County is governed by nineteen elected supervisors.

The accompanying financial statements present the activities of Wood County, Wisconsin. Accounting principles generally accepted in the United States (GAAP) require that these financial statements include the primary government and its component units. Component units are separate organizations that are included in the County's reporting entity because of the significance of their operational or financial relationships with the County. All significant activities and organizations with which the County exercises oversight responsibility have been considered for inclusion in the financial statements. The County has no component units and it is not included in any other governmental reporting entity.

NOTE B – New Accounting Pronouncements

In June 2011, the Government Accounting Standards Board (GASB) issued Statement No. 63, Financial Reporting of Deferred Outflows of Resources, Deferred Inflows of Resources, and Net Position to improve financial reporting by standardizing the presentation of deferred outflows of resources and deferred inflows of resources and their effects on a government's net position. The County adopted this guidance as of December 31, 2012.

In March 2012, the GASB issued Statement No. 65, Items Previously Reported as Assets and Liabilities. Statement No. 65 clarifies the appropriate reporting of deferred outflows of resources and deferred inflows of resources to ensure consistency in financial reporting. GASB Concepts Statement (CON) No. 4, Elements of Financial Statements, specifies that recognition of deferred outflows and deferred inflows should be limited to those instances specifically identified in authoritative GASB pronouncements. Consequently, guidance was needed to determine which balances being reported as assets and liabilities should actually be reported as deferred outflows of resources or deferred inflows of resources, according to the definitions in CON 4. Based on those definitions, Statement No. 65 reclassifies certain items currently being reported as assets and liabilities as deferred outflows of resources and deferred inflows of resources. In addition, Statement No. 65 recognizes certain items currently being reported as assets and liabilities as outflows of resources and inflows of resources. The requirements of Statement No. 65 are effective for periods beginning after December 15, 2012. The County adopted this guidance as of December 31, 2012.

In June 2012, the GASB issued Statement No. 68, Accounting and Financial Reporting for Pensions – an amendment of GASB Statement No. 27 which will be effective for years beginning after June 15, 2014. Statement No. 68 establishes new requirements for governments to report a "net pension liability" for the unfunded portion of its pension plan. Governments that maintain their own pension plans (either single employer or agent multiple-employer) will report a liability for the difference between the total pension liability and the amount held in a pension trust fund. Governments that participate in a cost sharing plan will report a liability for their "proportionate share" of the net pension liability of the entire system. Statement No. 68 also requires more extensive note disclosures and required supplementary information, including 10 years of historical information. The methods used to determine the discount rate (the assumed rate of return on plan assets held in trust) are mandated and must be disclosed, along with what the impact would be on the net pension liability if that rate changed by 1% in either direction. Other new disclosure requirements include details of the changes in the components of the net pension liability, comparisons of actual employer contributions to actuarially-

WOOD COUNTY, WISCONSIN
NOTES TO FINANCIAL STATEMENTS
December 31, 2012

I – SUMMARY OF SIGNIFICANT ACCOUNTING POLICIES (continued)

NOTE B – New Accounting Pronouncements (continued)

determined contributions, and ratios to put the net pension liability in context. For single-employer and agent multiple-employer plans, the information for these statements will come from the annual actuarial valuation. For cost sharing plans, this information will be derived from the financial reports of the plan itself, multiplied by the government's proportionate share of the plan. Statement No. 68 is only applicable to pension plans. However, the GASB intends to issue a similar standard for other postemployment benefits effective two years later than this standard. The County has not evaluated the potential impact of these changes.

NOTE C – Basis of Presentation Government-wide financial statements

The government-wide financial statements (i.e., the statement of net position and the statement of changes in net position) report information on all of the activities of the County. For the most part, the effect of interfund activity has been removed from these statements. Employee fringes (health benefits, workers compensation and OPEB) attributable to the proprietary funds are expensed in those funds and reduce expenses in the governmental activities. Telephone and insurance charged to Highway and Edgewater remain as expenditures in the business-type activities and program revenues in the governmental activities. Governmental activities, which normally are supported by taxes and intergovernmental revenues, are reported separately from business-type activities, which rely to a significant extent on fees and charges for support.

NOTE D - Basis of Presentation Fund Financial Statements

The County reports the following major governmental funds:

The General Fund is the County's primary operating fund. It accounts for all financial activity that is not accounted for in another fund. It includes the 0.5% County Sales Tax revenue that was reported in the Sales Tax Fund in previous years.

The Human Services Special Revenue Fund accounts for the provision of services to County residents in the areas of mental health, developmental disabilities, alcohol or other drug abuse, social and child welfare, income maintenance and various youth aid projects. Funding is provided through public charges for services, federal and state grants, donations and property taxes.

The County reports the following major proprietary funds:

The Edgewater Haven Nursing Home accounts for the operation of the County's nursing home. The facility provides care to the frail elderly of Wood County and surrounding communities. Revenues are provided by Medicare, Medicaid, private pay, Veteran's Administration, private insurance and property taxes.

The Highway Fund accounts for the costs associated with the costs and charges for service for maintenance and construction of state highways within the County, and provision of highway services to other local governments. Revenues are provided by user charges to state and local governments. The costs and funding for maintenance and construction for the County's highway system is reported in the General Fund.

Additionally, the County reports the following fund types:

WOOD COUNTY, WISCONSIN
NOTES TO FINANCIAL STATEMENTS
December 31, 2012

I – SUMMARY OF SIGNIFICANT ACCOUNTING POLICIES (continued)

NOTE D - Basis of Presentation Fund Financial Statements (continued)

Special Revenue – The Special Revenue Funds are used to account for the proceeds of specific revenue sources that are legally restricted or committed to expenditures for specific purposes. Included in this fund type are the Aging Resource Center, Child Support, Parks, Planning and Zoning, Land Conservation, Transportation and Economic Development, Ho Chunk Donations and Sheriff funds.

Debt Service Fund – This fund accounts for financial resources that are restricted, committed, or assigned to expenditures for principal and interest on all general long-term debt of governmental activities, including amounts accumulated for principal and interest maturing in future years.

Capital Project Fund – The Capital Project Fund is used to account for and report financial resources that are restricted, committed, or assigned to expenditures for capital outlays, including the acquisition or construction of capital facilities and other capital assets. (other than those financed by proprietary funds).

Internal Service Funds- are used to account for the financing and services provided by one department or agency to other departments or agencies of the County or to other governmental units on a cost-reimbursement basis. Included in this fund are Workers Compensation, Employee Health Plan, Building Maintenance and Other post-employment benefits.

NOTE E - Basis of accounting

The government-wide financial statements are reported using the economic resources measurement focus and the accrual basis of accounting, as are the proprietary fund financial statements. Revenues are recorded when earned and expenses are recorded when a liability is incurred, regardless of the timing of related cash flows. Property taxes are recognized as revenues in the year for which they are levied. Grants and similar items are recognized as revenue as soon as all eligibility requirements imposed by the provider have been met.

Governmental fund financial statements are reported using the current financial resources measurement focus and the modified accrual basis of accounting. Revenues are recognized as soon as they are both measurable and available. Revenues are considered to be available when they are collectible within the current period or soon enough thereafter to pay liabilities of the current period. For this purpose, the County considers all revenues to be available if they are collected within 60 days of the end of the current fiscal period. Expenditures generally are recorded when a liability is incurred, as under accrual accounting. However, debt service expenditures, as well as expenditures related to compensated absences and claims and judgments, are recorded only when payment is due.

Property taxes, licenses and interest associated with the current fiscal period are all considered to be susceptible to accrual and have been recognized as revenues of the current fiscal period. Grant revenue is considered available if it is expected to be collected within four months of year end and all eligibility requirements have been met. All other revenue items are considered to be measurable and available only when cash is received by the County.

WOOD COUNTY, WISCONSIN
NOTES TO FINANCIAL STATEMENTS
December 31, 2012

I – SUMMARY OF SIGNIFICANT ACCOUNTING POLICIES (continued)

NOTE E - Basis of accounting (continued)

Proprietary funds distinguish operating revenues and expenses from nonoperating items. Operating revenues and expenses generally result from providing services and producing and delivering goods in connection with a proprietary fund's principal ongoing operations. Client and patient charges for services collected through Medicaid, Medicare, private pay and insurance make up the majority of the operating revenues of the Edgewater Haven Nursing Home. The majority of the operating revenues of the Highway enterprise fund are from intergovernmental charges to the State of Wisconsin and local governments for highway projects done on their behalf. Operating expenses for enterprise funds and internal service funds include the cost of providing nursing, highway operations, county building maintenance, employee health and workers compensation claims and depreciation on capital assets. All revenues and expenses not meeting this definition are reported as nonoperating revenues and expenses.

NOTE F – Deferred Outflows/Inflows of Resources

In addition to assets, the statement of net position and/or balance sheet will sometimes report a separate section for deferred outflows of resources. This separate financial statement element, **deferred outflows of resources**, represents a consumption of net position that applies to a future period(s) and so will not be recognized as an outflow of resources (expense/expenditure) until then. At this time, the County has no items that qualify for reporting in this category.

In addition to liabilities, the statement of net position and/or balance sheet will sometimes report a separate section for deferred inflows of resources. This separate financial statement element, **deferred inflows of resources**, represents an acquisition of net position that applies to a future period(s) and so will not be recognized as an inflow of resources (revenue) until that time. The County has two types of items that qualify for reporting in this category. The first is property taxes levied for the subsequent year. These amounts are deferred and recognized as an inflow of resources in the following year as the amounts become available. The second is unavailable revenue, which arises only under a modified accrual basis of accounting and is reported only in the governmental funds balance sheet. The governmental funds report unavailable revenues from property taxes and charges for services. These amounts are deferred and recognized as an inflow of resources in the period that the amounts become available.

NOTE G - Assets, Liabilities and Net Position or Equity

1. Deposits and investments

For purposes of the Statement of Cash Flows, the County considers all highly liquid investments with an initial maturity of three months or less to be cash equivalents. Cash and investment balances for individual funds are pooled unless maintained in segregated accounts.

Investments are stated at fair value, which is based on quoted market prices.

WOOD COUNTY, WISCONSIN
NOTES TO FINANCIAL STATEMENTS
December 31, 2012

I – SUMMARY OF SIGNIFICANT ACCOUNTING POLICIES (continued)

NOTE G - Assets, Liabilities and Net Position or Equity (continued)

2. Receivables

All accounts receivable are shown net of an allowance for uncollectibles. The allowance for uncollectible accounts is computed using a percentage related to the days outstanding and the payer source.

3. Prepaids and Inventories

The consumption method is used to account for both inventories and prepaid items. All inventories are valued at cost using the first-in/first-out (FIFO) method. Inventories of governmental and proprietary funds are recorded as expenditures when consumed rather than when purchased. Prepaid balances are for payments made by the County in the current year to provide services occurring in the subsequent fiscal year.

4. Capital Assets

Capital assets, which include, property, plant, equipment, and infrastructure assets (highways, bridges, and similar items), are reported in the applicable governmental or business-type activities columns in the government-wide financial statements. Capital assets are defined by the government as assets with an initial, individual cost of more than \$5,000 and an estimated useful life in excess of two years. Such assets are recorded at historical cost or estimated historical cost if purchased or constructed. Donated capital assets are recorded at estimated fair market value at the date of donation. The costs of normal maintenance and repairs that do not add to the value of the asset or materially extend asset lives are not capitalized.

Major outlays for capital assets and improvements are capitalized as projects are constructed. Interest incurred during the construction phase of capital assets of business-type activities is included as part of the capitalized value of the assets constructed.

Property, plant, and equipment is depreciated using the straight line method over the following estimated useful lives:

<u>Assets</u>	<u>Years</u>
Buildings	50
Building improvements	50
Highways	40
Bridges	40
Culverts	20
Equipment	5 - 20
Vehicles	5 – 10

WOOD COUNTY, WISCONSIN
NOTES TO FINANCIAL STATEMENTS
December 31, 2012

I – SUMMARY OF SIGNIFICANT ACCOUNTING POLICIES (continued)

NOTE G - Assets, Liabilities and Net Position or Equity (continued)

5. Equity

Net Position

Net position represents the difference between assets and liabilities and deferred inflows of resources in the government-wide and proprietary fund financial statements. Net investment in capital assets consist of capital assets, net of accumulated depreciation, reduced by the outstanding balance of any long-term debt used to build or acquire the capital assets. Net position is reported as restricted in the government-wide financial statements when there are limitations imposed on their use through external restrictions imposed by creditors, grantors, or laws or regulations of other governments, or imposed by law through constitutional provisions or enabling legislation.

Fund Balances

In the fund financial statements, governmental funds report aggregate amounts for five classifications of fund balances based on the constraints imposed on the use of these resources. The nonspendable fund balance classification includes amounts that cannot be spent because they are either (a) not in spendable form – prepaid items or inventories or (b) legally or contractually required to be maintained intact.

The spendable portion of the fund balance comprises the remaining four classification: restricted, committed, assigned, and unassigned.

Restricted fund balance: This classification reflects the constraints imposed on resources either (a) externally by creditors, grantors, contributors, or laws or regulations of other governments or (b) imposed by law through constitutional provisions or enabling legislation.

Committed fund balance: These amounts can only be used for specific purposes pursuant to constraints imposed by formal resolutions of the County Board, the County's highest level of decision-making authority. Those committed amounts cannot be used for any other purpose unless the County Board removes the specified use by taking the same type of action that imposed the original commitment. This classification also includes contractual obligations to the extent that existing resources in the fund have been specifically committed for use in satisfying those contractual requirements.

Assigned fund balance: This classification reflects the amounts constrained by the County's "intent" to be used for specific purposes, but are neither restricted nor committed. Only the County Board has the authority to assign amounts to be used for specific purposes by passing a formal resolution. Assigned fund balances include all remaining amounts (except negative balances) that are reported in governmental funds, other than the General Fund, that are not classified as nonspendable and are neither restricted nor committed.

Unassigned fund balance: This fund balance is the residual classification for the General Fund. It is also used to report negative fund balances in other governmental funds.

WOOD COUNTY, WISCONSIN
NOTES TO FINANCIAL STATEMENTS
December 31, 2012

I – SUMMARY OF SIGNIFICANT ACCOUNTING POLICIES (continued)

NOTE G - Assets, Liabilities and Net Position or Equity (continued)

5. Equity (continued)

When both restricted and unrestricted resources are available for use, it is the County's policy to use restricted resources first and then unrestricted resources-committed, assigned, and unassigned-in order as needed.

Explanation of certain differences between Government-wide Statements and Governmental Fund Statements

Activity between funds that are representative of lending/borrowing arrangements outstanding at the end of the fiscal year are referred to as either "due to/from other funds" (i.e., the current portion of interfund loans) or "advances to/from other funds" (i.e., the non-current portion of interfund loans). Any residual balances outstanding between the governmental activities and business-type activities are reported in the government-wide financial statements as "internal balances."

In the government-wide financial statements and proprietary fund types in the fund financial statements, long-term debt and other long-term obligations are reported as liabilities in the applicable governmental activities, business-type activities, or proprietary fund type statement of net position. Debt premiums and discounts, are deferred and amortized over the life of the debt using the effective interest method. Notes payable are reported net of the applicable note discount. .

In the fund financial statements, governmental fund types recognize note premiums and discounts, as well as note issuance costs, during the current period. The face amount of debt issued is reported as other financing sources. Discounts on debt issuances are reported as other financing uses. Issuance costs, whether or not withheld from the actual debt proceeds received, are reported as debt service expenditures.

WOOD COUNTY, WISCONSIN
NOTES TO FINANCIAL STATEMENTS
December 31, 2012

I – SUMMARY OF SIGNIFICANT ACCOUNTING POLICIES (continued)

NOTE H - Revenues, expenditure/expense

1. Types of transactions included in program revenues in the government-wide statements

Program revenues include 1) charges to customers or applicants who purchase, use, or directly benefit from goods, services, or privileges provided by a given function or segment and 2) grants and contributions that are restricted to meeting the operational or capital requirements of a particular function or segment. Taxes and other items not properly included among program revenues are reported instead as general revenues.

2. Policy for allocating indirect expense to functions in the government-wide statement of activities

The statement of activities demonstrates the degree to which the direct expenses of a given function or segment are offset by program revenues. Direct expenses are those that are clearly identifiable with a specific function or segment.

3. Property tax revenue recognition

Property taxes are recorded in the year levied as a receivable and deferred inflows of resources. They are recognized as revenues in the succeeding year when services financed by the levy are provided.

Under Wisconsin statutes the County treasurer is responsible for the collection of all delinquent property taxes except delinquent personal property taxes, which may be retained for collection by the local municipal district, as is the case in Wood County. Delinquent property taxes due Wood County include not only the delinquent taxes for levies by Wood County, but also the delinquent taxes for levies by state and other local government units (cities, villages, towns, school districts, special districts) within the County. As provided in the Statutes, Wood County has paid the state and local governmental units for their equities in delinquent property taxes.

The property tax calendar for the 2012 tax roll is as follows:

Lien and Levy Dates	December 2012
Preliminary Settlement with Local Government Units	February 20, 2013
Final Due Date	July 31, 2013
Settlement Date with Local Governmental Units	August 20, 2013

No allowance for uncollectible taxes has been provided because of the County's ability to recover losses through the sale of property.

4. Vacation, sick leave, and other compensated absences

It is the County's policy to permit employees to accumulate earned but unused vacation and sick pay benefits. The County allows employees to convert unused sick leave to health insurance benefits upon retirement. A liability for retiree's sick leave conversion is accrued in the government-wide financial statements. Vacation and sick pay are accrued in the governmental funds when normally expected to be liquidated with expendable financial resources and have matured. Vacation and sick pay are accrued when incurred in the proprietary fund financial statements.

WOOD COUNTY, WISCONSIN
NOTES TO FINANCIAL STATEMENTS
December 31, 2012

II – RECONCILIATION OF GOVERNMENT-WIDE AND FUND FINANCIAL STATEMENTS

NOTE A – Explanation of certain differences between the governmental fund balance sheet and the government-wide statement of net position

The Governmental Funds Balance Sheet includes a reconciliation between *fund balance – total governmental funds and net position – governmental activities* as reported in the Government-Wide Statement of Net Position. One element of that reconciliation explains that “long-term liabilities, including notes payable, are not due and payable in the current period and therefore are not reported in the funds.” The details of this \$11,767,884 difference are as follows:

Notes payable	\$ 3,610,000
Premium on notes payable	152,524
Accrued interest payable	42,116
Capital leases payable	31,032
Compensated absences	4,844,025
Net OPEB obligation (net of \$799,266 allocated to business-type activities)	3,088,187
Net adjustment to reduce fund balance-total governmental funds to arrive at net position-governmental activities	\$ 11,767,884

NOTE B – Explanation of certain differences between the governmental fund statement of revenues, expenditures, and changes in fund balances and the government-wide statement of activities

The Governmental Funds Statement of Revenues, Expenditures, and Changes in Fund Balances includes a reconciliation between *net changes in fund balances – total governmental funds and changes in net position of governmental activities* as reported in the Government-Wide Statement of Activities. One element of that reconciliation explains that “governmental funds report capital outlays as expenditures, however, in the statement of activities the cost of those assets is allocated over their estimate useful lives and reported as depreciation expense.” The details of the (\$262,634) difference are as follows:

Capital outlay	\$ 2,287,029
Depreciation expense	(2,549,663)
Net adjustment to increase (decrease) net changes in fund balances-Total governmental funds to arrive at changes in net position of governmental activities	\$ (262,634)

WOOD COUNTY, WISCONSIN
NOTES TO FINANCIAL STATEMENTS
December 31, 2012

**II – RECONCILIATION OF GOVERNMENT-WIDE AND FUND FINANCIAL STATEMENTS
(Continued)**

NOTE B – Explanation of certain differences between the governmental fund statement of revenues, expenditures, and changes in fund balances and the government-wide statement of activities (continued)

Another element of that reconciliation states that “the issuance of long-term debt provides current financial resources to governmental funds, while the repayment of the principal of long-term debt consumes the current financial resources of governmental funds.” Neither transaction, however, has any effect on net position. Also, governmental funds report the effect of issuance costs, premiums, discounts, and similar items when debt is first issued, whereas premiums are deferred and amortized in the statement of activities. The details of this (\$2,318,011) difference are as follows:

Debt issued or incurred:	
General obligation notes	\$ (3,610,000)
Premium on debt	(152,524)
Capital lease financing	(5,487)
Principal repayments:	
General obligation notes	1,450,000

Net adjustment to increase net changes in fund balances-total Governmental funds to arrive at changes in net position of Governmental activities	<u><u>\$ (2,318,011)</u></u>
--	------------------------------

Another element of that reconciliation states that “Some expenses reported in the Statement of Activities do not require the use of current financial resources and therefore are not reported as expenditures in governmental funds.” The details of this (\$37,443) difference are as follows:

Compensated absences	\$ (24,634)
Principal paid on capital leases	27,124
Accrued interest	(31,914)
Amortization of debt discounts	(8,063)
Sick leave conversion	44

Net adjustment to decrease net changes in fund balances-total Governmental funds to arrive at changes in net position of Governmental activities	<u><u>\$ (37,443)</u></u>
--	---------------------------

WOOD COUNTY, WISCONSIN
NOTES TO FINANCIAL STATEMENTS
December 31, 2012

III-STEWARDSHIP, COMPLIANCE, AND ACCOUNTABILITY

NOTE A – Budgetary Information

The annual budget is adopted on a basis consistent with generally accepted accounting principles for all funds except the Sheriff special revenue fund and the OPEB internal service fund.

All departments submit their budget requests to the Finance Department by the end of the second week in August of each year. The departmental oversight committees review and submit their proposed budgets in early September. The Executive Committee meets with department heads and oversight chairpersons by the end of September each year at which time the proposed budget is prepared for publication no later than 10 days prior to the public hearing. The County Board holds a public hearing the second Tuesday in November where the Executive Committee presents the proposed budget for adoption by the full county board.

The budget is adopted, controlled and amended at the function level, which is the specific purpose for the expenditure. County departments can have a single function (Treasurer, Finance, Register of Deeds) and departments can have multiple functions when they have distinctly separate activities within a department.

The County Board made several supplemental budgetary appropriations throughout the year. The Executive Committee is authorized by the County Board to transfer appropriations between budgeted functions within a department or to transfer funds from the contingency fund. Such transfers are limited to the lesser of \$5,000 or 10 percent of the funds originally budgeted in the function receiving the transfer.

The County does not utilize encumbrances in its budget process but does take into consideration certain appropriations that do not lapse on an annual basis. These continuing appropriations are reported as “committed” in the fund balance section of the governmental funds.

For budgetary purposes, the Sales Tax Fund is maintained as a special revenue fund. Under GAAP, this fund does not meet the criteria to be reported as a special revenue fund and is reported as part of the General Fund. This results in an increase in the General Fund revenues on a GAAP basis of \$5,013,638 and a decrease of the other financing sources of \$5,013,638 from the General Fund on a Non-GAAP budgetary basis.

NOTE B – Deficit Fund Equity

The Other Post-Employment Benefits Internal Service Fund had a fund balance deficit of \$501,459 as of December 31, 2012. The deficit will be recouped through future interfund charge revenues.

The Human Services Special Revenue Fund had a fund balance deficit of \$837,957 as of December 31, 2012. The deficit will be recouped with the collection of deferred inflows on accounts receivable.

WOOD COUNTY, WISCONSIN
NOTES TO FINANCIAL STATEMENTS
December 31, 2012

III-STEWARDSHIP, COMPLIANCE, AND ACCOUNTABILITY (continued)

NOTE C – Excess of Actual Expenditures over Budget in Individual Funds

The following functions had an excess of actual expenditures over budget for the year ended December 31, 2012. The excess expenditures were funded with available fund balances.

<u>Fund/Function</u>	<u>Budget</u>	<u>Actual</u>	<u>Overage</u>
<u>Major Funds</u>			
<u>General Fund</u>			
Emergency Management	\$ 281,438	\$ 284,487	\$ 3,049
Highway Administration	412,097	740,917	328,820
<u>Nonmajor Funds</u>			
<u>Aging Resource Center</u>			
Transportation for Aging Admin	274,510	299,116	24,606
<u>Ho-Chunk Donations</u>			
Maintenance CTHS Snow Removal	27,500	33,654	6,154
<u>Debt Service</u>			
Interest & fiscal charges-Pension	53,015	53,561	546
Paying Agent and Fiscal Charges	-	18,920	18,920
<u>Capital Projects</u>			
Interest & fiscal charges refunding	-	36,743	36,743

NOTE D – Limitations on the County’s Tax Levy Rate and its Ability to Issue New Debt

As part of Wisconsin’s State Budget Bill (1993 Act 16), new legislation was passed that limits the County’s future tax levy rates. Generally, the County is limited to its 1992 tax levy rate. In addition, the State imposed tax levy limits in 2004 that allowed only a 2% increase over the previous year unless net new construction exceeded 2%. Wood County was limited to the 2% tax levy increase for the 2006, 2007 and 2009 budget years. The allowable levy limit increase was 3.86% in 2008 and 3% for 2010 and 2011 and 0% for 2012 and 2013.

The County may exceed the limitation by holding a referendum (according to State Statutes) authorizing the County Board to approve a higher rate. The County may also exceed the rate if it increases the services it provides due to a transfer of these services from another governmental unit. Wood County transferred dispatch services from the Cities of Wisconsin Rapids and Marshfield in 2006.

The State Budget Bill also imposes restrictions on the County’s ability to issue new debt. Generally, referendum approval is required to issue unlimited tax general obligation debt, with the following exceptions:

- 1) Refunding debt issues
- 2) 75% approval by the County Board
- 3) A reasonable expectation that the new debt can be accommodated within the existing tax rate
- 4) Other exceptions as listed in State Statutes Section 67.045

WOOD COUNTY, WISCONSIN
NOTES TO FINANCIAL STATEMENTS
December 31, 2012

IV-DETAIL NOTES ON ALL FUNDS

NOTE A - Assets

1. Deposits and Investments

The majority of cash transactions occur in common bank and investment accounts in the General Fund. Other funds that have their own bank accounts do so because of trust agreements, grant compliance or management's desire for segregation of banking for certain County functions.

Deposits

Custodial Credit Risk: Custodial credit risk is the risk that in the event of a bank failure, the government's deposits may not be returned to it. The County does not have a deposit policy for custodial credit risk. At year-end, the carrying amount of the County's deposits was \$4,163,927 and the bank balance was \$5,544,660. Of the bank balance, \$2,908,871 was covered by Federal depository insurance or by the State of Wisconsin Public Depository Guarantee Fund and \$2,635,789 was insured by collateral agreements leaving no uninsured or uncollateralized deposits. The County had petty cash of \$3,552.

Investments

Interest Rate Risk: The County does not have a formal investment policy that limits investment maturities as a means of managing its exposure to fair value losses arising from increasing interest rates. State Statute limits the maturity of commercial paper and corporate bonds to not more than seven years.

	2012				
	Fair Value	Remaining Maturity (in years)			
		0-1	1-5	5-10	More than 10
Schwab Money Market	\$ 1,820,944	\$ 1,820,944	\$ -	\$ -	\$ -
US Treasury Notes-Gen Fund	1,106,347	591,660	514,687	-	-
US Treasury Notes-Health Fund	411,153	411,153	-	-	-
FHLB-General Fund	1,019,455	402,296	617,159	-	-
FHLB-Health Fund	905,560	482,755	-	422,805	-
Fed Home Loan Mtg-General Fund	999,543	-	999,543	-	-
Fed Home Loan Mtg-Health Fund	294,865	-	294,865	-	-
FNMA-General Fund	500,122	-	500,122	-	-
FNMA-Health Fund	428,052	428,052	-	-	-
Repurchase agreement	2,080,000	2,080,000	-	-	-
<u>Corporate Bonds</u>					
GE Capital FLT-General Fund	1,240,236	1,240,236	-	-	-
GE Capital CP-General Fund	663,980	-	663,980	-	-
GE Capital CRP-General Fund	350,826	-	350,826	-	-
IBM-Health Fund	353,009	-	353,009	-	-
JP Morgan Chase-Health Fund	554,495	554,495	-	-	-
GE Capital FLT-Health Fund	1,072,831	260,049	812,782	-	-
Bank of NY Mellon FLT-Gen Fund	500,708	-	500,708	-	-
Bank of NY FLT-General Fund	506,765	-	506,765	-	-
Bank of NY-Health Fund	304,059	-	304,059	-	-
Wisconsin Local Government Investment Pool	2,441,779	2,441,779	-	-	-
Totals	\$ 17,554,729	\$ 10,713,419	\$ 6,418,505	\$ 422,805	\$ -

WOOD COUNTY, WISCONSIN
NOTES TO FINANCIAL STATEMENTS
December 31, 2012

IV-DETAIL NOTES ON ALL FUNDS (continued)

NOTE A – Assets (continued)

1. Deposits and Investments (continued)

Credit Risk: Credit risk is the risk that an issuer of an investment will not fulfill its obligation to the holder of the investment. Concentration of credit risk is the risk of loss that may be caused by the County's investment in a single issuer. It is the County's policy that U.S. Treasury securities, U.S. Agency Securities, and obligations backed by U.S. Treasury and/or U.S. Agency securities, may be held without limit. Investment of County funds is restricted by State statutes to the following:

- a) Time deposits in any credit union, bank, savings bank, or trust company,
- b) Bonds or securities of any county, city, drainage district, VTAE district, village, town, or school district of the State,
- c) Bonds or securities issued or guaranteed by the federal government,
- d) The State of Wisconsin Local Government Pooled Investment Fund,
- e) Any security which matures or which may be tendered for purchase at the option of the holder within not more than seven years from the date on which it is acquired, if that security is rated the highest or second highest rating category assigned by Standard & Poor's Corporation, Moody's Investors Service or other similar nationally recognized rating agency,
- f) Repurchase agreements with public depositories, if the agreement is secured by federal bonds or securities.

Ratings are not required, or available, for the Wisconsin Local Government Investment Pool. The Schwab Government Money Market Fund consists of securities issued or guaranteed by the U.S. Government including agencies and instrumentalities such as Treasury Bills, Notes and bonds, agency notes and repurchase agreements. While the Schwab Government Money Market Fund is unrated, Moody's and Standard & Poor's rate the securities held in the fund AAA/AAA. The County has no investment policy that would further limit its investment choices.

WOOD COUNTY, WISCONSIN
NOTES TO FINANCIAL STATEMENTS
December 31, 2012

IV-DETAIL NOTES ON ALL FUNDS (continued)

NOTE A – Assets (continued)

1. Deposits and Investments (Continued)

The actual ratings, as rated by Standard & Poor's Investors Service for each investment type at December 31, 2012 were as follows:

	Fair Value	2012 Rating-S&P				Not Rated
		AAA	AA+	A+		
Schwab Money Market	\$ 1,820,944	\$ -	\$ -	\$ -	\$ 1,820,944	
US Treasury Notes-Gen Fund	1,106,347	1,106,347	-	-	-	
US Treasury Notes-Health Fund	411,153	411,153	-	-	-	
FHLB-General Fund	1,019,455	1,019,455	-	-	-	
FHLB-Health Fund	905,560	905,560	-	-	-	
Fed Home Loan Mtg-General Fund	999,543	999,543	-	-	-	
Fed Home Loan Mtg-Health Fund	294,865	294,865	-	-	-	
FNMA-General Fund	500,122	500,122	-	-	-	
FNMA-Health Fund	428,052	428,052	-	-	-	
Wisconsin Local Government Investment Pool	2,441,779	-	-	-	2,441,779	
<u>Corporate Bonds</u>						
GE Capital FLT-General Fund	1,240,236	-	1,240,236	-	-	
GE Capital CP-General Fund	663,980	-	663,980	-	-	
GE Capital CRP-General Fund	350,826	-	350,826	-	-	
IBM-Health Fund	353,009	-	353,009	-	-	
JP Morgan Chase-Health Fund (2)	554,495	-	-	554,495	-	
GE Capital FLT-Health Fund	1,072,831	-	1,072,831	-	-	
Bank of NY Mellon FLT-Gen Fund (1)	500,708	-	-	500,708	-	
Bank of NY FLT-General Fund (3)	506,765	-	-	506,765	-	
Bank of NY-Health Fund (3)	304,059	-	-	304,059	-	
Total investments to be rated	\$ 15,474,729	\$ 5,665,097	\$ 3,680,882	\$ 1,866,027	\$ 4,262,723	
Repurchase agreement	\$ 2,080,000	(excludable from rating disclosure)				
Total investments	\$ 17,554,729					

(1) Rated AA by Moody's and Fitch

(2) Were purchased 9/27/11 with a rating AA3 by Moody's but were subsequently downgraded

(3) Rated AA3 by Moody's & AA- by Fitch

The County's investment policy requires that investments need to be rated in the top two categories. While Standard & Poor's had four of the investment types rated below that requirement, at least one of the other two rating agencies had them in their top two rating categories.

WOOD COUNTY, WISCONSIN
NOTES TO FINANCIAL STATEMENTS
December 31, 2012

IV-DETAIL NOTES ON ALL FUNDS (continued)

NOTE A – Assets (continued)

1. Deposits and Investments (Continued)

The summary of deposits and investments is as follows:

	<u>Fair Value</u>		
Cash	\$ 4,167,479	Cash and temporary cash investments	\$ 21,864,257
Cash with broker	802,500	Restricted cash-special deposits	660,451
<u>Investments</u>			
Schwab Money Markets	1,820,944		
FNMA	928,174		
Fed Home Loan Mortgage	1,294,408		
Fed Home Loan Bank	1,925,015		
US Treasury Notes	1,517,501		
Corporate Bonds	5,546,908		
Repurchase Agreement	2,080,000		
State Investment Pool	2,441,779		
Total Investments	<u>17,554,729</u>		
Total	<u>\$ 22,524,708</u>	Total cash per combined balance sheet	<u>\$ 22,524,708</u>

The Wisconsin local government investment pool (LGIP) is part of the State Investment Fund (SIF), and is managed by the State of Wisconsin Investment Board. The SIF is not registered with the Securities and Exchange Commission, but operates under the statutory authority of Wisconsin Chapter 25. The SIF reports the fair value of its underlying assets annually. Participants in the LGIP have the right to withdraw their funds in total on one day's notice. At December 31, 2012, the fair value of the County's share of the LGIP's assets was substantially equal to the amount reported above.

The investments are guaranteed by the Financial Security Assurance, Inc. (FSA), a Triple-A-rated financial guaranty insurance company. FSA insures against losses arising from principal defaults on any permitted investments, which are not covered by:

1. \$400,000 of deposit insurance per financial institution provided by the State of Wisconsin, and
2. Any deposit insurance associated with particular investments in the portfolio (such as FDIC insurance of \$250,000) on bank CD's, and
3. Application of interest received from nondefaulted investments for the quarter the principal loss occurred.

The investments are also covered by the Securities Investor Protection Corporation (SIPC) in the aggregate up to \$500,000. This includes \$100,000 for cash and \$400,000 for securities. The County General Fund and the County Employee Health Plan carry balances in money market Funds. The money market funds are considered securities positions for purposes of SIPC coverage and would fall under the \$400,000 portion of SIPC coverage. The investment custodian also provides supplemental insurance through Lloyds of London to insure against loss over and above the provided by SIPC. This coverage is designed to protect investors whose assets are held in custody against crimes such as securities theft and fraud.

Fluctuating cash flows during the year due to tax collections and receipt of state aids may have resulted in temporary balances exceeding insured amounts by substantially higher amounts.

WOOD COUNTY, WISCONSIN
NOTES TO FINANCIAL STATEMENTS
December 31, 2012

IV-DETAIL NOTES ON ALL FUNDS (continued)

NOTE A – Assets (continued)

2. Receivables

Receivables as of year-end for the County’s individual major funds, nonmajor governmental funds and enterprise service funds, including the applicable allowances for uncollectible accounts, are as follows:

	Delinquent Property Taxes	Current Property Tax	Charges for Services	Intergovern- mental & Sales Tax	Gross Receivables	Allowance for Uncollectible Accounts	Net Receivables
General Fund	\$ 3,228,019	\$ 22,863,076	\$ 577,069	\$ 397,154	\$ 27,065,318	\$ -	\$ 27,065,318
Human Services	-	-	5,381,055	473,055	5,854,110	(2,151,816)	3,702,294
Edgewater Nursing Home	-	-	229,761	524,937	754,698	(59,283)	695,415
Highway	-	-	336,586	1,384,138	1,720,724	-	1,720,724
Nonmajor Funds	-	-	295,081	46,217	341,298	-	341,298
	<u>\$ 3,228,019</u>	<u>\$ 22,863,076</u>	<u>\$ 6,819,552</u>	<u>\$ 2,825,501</u>	<u>\$ 35,736,148</u>	<u>\$ (2,211,099)</u>	<u>\$ 33,525,049</u>

Revenues of Edgewater Nursing Home and Human Services are reported net of uncollectible amounts. There were no uncollectible accounts written off in 2012 for Edgewater Nursing Home and there was \$865,275 of uncollectible accounts written off for Human Services.

WOOD COUNTY, WISCONSIN
NOTES TO FINANCIAL STATEMENTS
December 31, 2012

IV-DETAIL NOTES ON ALL FUNDS (continued)

NOTE A – Assets (continued)

2. Receivables (continued)

Property tax certificates and tax deeds represent delinquent taxes at December 31 and are aged as follows:

<u>Year of Sale</u>	<u>2012</u>
2012	\$ 1,367,372
2011	833,393
2010	483,548
2009	118,029
2008	46,745
2007	54,097
2006	50,321
2005	48,323
2004	55
2003	55
2002	58
2001	65
	<u>3,002,061</u>
Tax Deeds	<u>109,303</u>
	3,111,364
Special Assessments	50,677
Special Charges	65,978
	<u>\$ 3,228,019</u>

All funds report deferred inflows of resources in connection with receivables for revenues that are not considered to be available to liquidate liabilities of the current period. All funds also defer revenue recognition in connection with resources that have been received, but not yet earned. At the end of 2012, the various components of deferred inflows of resources and unearned revenue were as follows:

	<u>Unearned Revenue</u>	<u>Deferred Inflows</u>		<u>Total</u>
		<u>Unavailable</u>	<u>For Subsequent Year</u>	
<u>Major Governmental Funds</u>				
<u>General Fund</u>				
Property taxes receivable	\$ -	\$ 551,904	\$ 22,073,450	\$ 22,625,354
Health department revenues	23,887	-	-	23,887
<u>Special Revenue Fund</u>				
Human Services revenues	42,302	2,329,878	-	2,372,180
<u>Nonmajor Governmental Funds</u>				
Land Conservation revenues	5,425	-	-	5,425
<u>Enterprise Funds</u>				
Highway Fund	113,830	-	-	113,830
<u>Internal Service Funds</u>				
Deposits to Employee Health Plan for subsequent month	73,963	-	-	73,963
Total unearned revenue/deferred inflows	<u>\$ 259,407</u>	<u>\$ 2,881,782</u>	<u>\$ 22,073,450</u>	<u>\$ 25,214,639</u>

WOOD COUNTY, WISCONSIN
NOTES TO FINANCIAL STATEMENTS
December 31, 2012

IV-DETAIL NOTES ON ALL FUNDS (Continued)

NOTE A – Assets (continued)

3. Capital assets

Capital asset activity for the year ended December 31, 2012 was as follows:

	Balance January 1	Transfers	Additions	Disposals	Balance December 31
Governmental activities:					
Capital assets, not being depreciated					
Land	\$ 3,502,043	\$ -	\$ -	\$ (1,448)	\$ 3,500,595
Land right of ways	681,248	-	89,513	-	770,761
Construction work in progress	476,452	(476,452)	-	-	-
Total capital assets, not being depreciated	<u>4,659,743</u>	<u>(476,452)</u>	<u>89,513</u>	<u>(1,448)</u>	<u>4,271,356</u>
Capital assets, being depreciated					
Land improvements	2,029,709	-	109,604	(26,928)	2,112,385
Buildings and improvements	27,142,847	86,809	537,805	(194,092)	27,573,369
Machinery and equipment	10,815,972	389,643	650,503	(1,604,687)	10,251,431
Infrastructure-Highway	82,588,146	-	1,135,954	(144,140)	83,579,960
Total capital assets being depreciated	<u>122,576,674</u>	<u>476,452</u>	<u>2,433,866</u>	<u>(1,969,847)</u>	<u>123,517,145</u>
Less accumulated depreciation for:					
Land improvements	1,636,850	-	38,172	(20,826)	1,654,196
Buildings and improvements	13,545,486	-	609,278	(154,204)	14,000,560
Machinery and equipment	6,458,814	-	671,385	(1,422,331)	5,707,868
Infrastructure-Highway	29,775,228	-	1,637,342	(144,140)	31,268,430
Total accumulated depreciation	<u>51,416,378</u>	<u>-</u>	<u>2,956,177</u>	<u>(1,741,501)</u>	<u>52,631,054</u>
Total capital assets, being depreciated, net	71,160,296	476,452	(522,311)	(228,346)	70,886,091
Governmental activities capital assets, net	<u>\$ 75,820,039</u>	<u>\$ -</u>	<u>\$ (432,798)</u>	<u>\$ (229,794)</u>	<u>\$ 75,157,447</u>

Depreciation expense was charged to functions as follows:

Governmental activities:	
General government	\$ 462,232
Public safety	417,786
Public works	1,637,342
Health and social services	218,397
Culture, recreation and education	213,383
Conservation and development	7,037
Total governmental activities depreciation expense	<u>\$ 2,956,177</u>

WOOD COUNTY, WISCONSIN
NOTES TO FINANCIAL STATEMENTS
December 31, 2012

IV-DETAIL NOTES ON ALL FUNDS (Continued)

NOTE A – Assets (continued)

3. Capital assets (continued)

	Beginning Balance	Increases	Decreases	Ending Balance
Business-type activities:				
Capital assets, not being depreciated:				
Land	\$ 124,272	\$ -	\$ -	\$ 124,272
Construction work in progress	32,865	306,711	-	339,576
Total capital assets, not being depreciated	<u>157,137</u>	<u>306,711</u>	<u>-</u>	<u>463,848</u>
Capital assets, being depreciated:				
Land improvements	133,359	7,144	-	140,503
Buildings and Improvements	6,684,384	386,149	(43,761)	7,026,772
Machinery and equipment	10,090,130	632,848	(36,534)	10,686,444
Other capital assets	73,357	-	-	73,357
Total capital assets, being depreciated	<u>16,981,230</u>	<u>1,026,141</u>	<u>(80,295)</u>	<u>17,927,076</u>
Less accumulated depreciation for:				
Land improvements	113,447	4,948	-	118,395
Buildings and Improvements	5,022,248	201,585	(34,516)	5,189,317
Machinery and equipment	7,284,602	353,865	(31,237)	7,607,230
Other capital assets	60,855	1,699	-	62,554
Total accumulated depreciation	<u>12,481,152</u>	<u>562,097</u>	<u>(65,753)</u>	<u>12,977,496</u>
Total capital assets, being depreciated net	<u>4,500,078</u>	<u>464,044</u>	<u>(14,542)</u>	<u>4,949,580</u>
Business-type activities capital assets, net	<u>\$ 4,657,215</u>	<u>\$ 770,755</u>	<u>\$ (14,542)</u>	<u>\$ 5,413,428</u>
Depreciation was charged as follows:				
Edgewater Haven Nursing Home		\$ 249,536		
Highway		312,561		
		<u>\$ 562,097</u>		

WOOD COUNTY, WISCONSIN
NOTES TO FINANCIAL STATEMENTS
December 31, 2012

IV-DETAIL NOTES ON ALL FUNDS (Continued)

NOTE A – Assets (continued)

4. Restricted Assets

Mandatory segregations of assets are presented on the statement of net position as restricted cash. Such segregations are required by the agreements with external parties.

The following is a list of restricted cash at December 31, 2012:

	General Fund	Human Services	Other Governmental	Building Maint ISF	Edgewater Haven Nursing Home	Total
Clerk of Court deposits	\$ 534,039	\$ -	\$ -	\$ -	\$ -	\$ 534,039
Burial trust deposits	9,952	-	-	-	-	9,952
DNR license fund	1,021	-	-	-	-	1,021
Health coalition deposits	20,122	-	-	-	-	20,122
Land conservation earnest money	4,500	-	-	-	-	4,500
Timber sale performance bonds	10,958	-	-	-	-	10,958
Register of Deeds deposits	12,777	-	-	-	-	12,777
Parks deposits	560	-	-	-	-	560
Patient & Volunteer Funds	-	14,615	-	-	-	14,615
Inmate deposits	-	-	42,185	-	-	42,185
Transportation & Econ Development	-	-	732	-	-	732
Patient funds	-	-	-	-	4,790	4,790
Security deposits	-	-	-	4,200	-	4,200
	<u>\$ 593,929</u>	<u>\$ 14,615</u>	<u>\$ 42,917</u>	<u>\$ 4,200</u>	<u>\$ 4,790</u>	<u>\$ 660,451</u>

NOTE B - Liabilities

1. Pension Plan Obligations and Post-employment Benefits

Employee Retirement Plan

All eligible Wood County employees participate in the Wisconsin Retirement System (WRS), a cost-sharing multiple-employer, defined benefit, public employee retirement system. All employees, initially employed by a participating WRS employer prior to July 1, 2011, expected to work at least 600 hours a year (440 hours for teachers and school district educational support employees) and expected to be employed for at least one year from employee's date of hire are eligible to participate in the WRS. All employees, initially employed by a participating WRS employer on or after July 1, 2011, and expected to work at least 1200 hours a year (880 for teachers and school district educational support employees) and expected to be employed for a least on year from employee's date of hire are eligible to participate in the WRS. Note: Employees hired to work nine or ten months per year, (e.g. teachers contracts), but expected to return year after year are considered to have met the one-year requirement.

Effective the first day of the first pay period on or after June 29, 2011 the employee required contribution was changed to one-half of the actuarially determined contribution rate for General category employees, including Teachers, and Executives and Elected Officials. Required contributions for protective contributions are the same rate as general employees. Employers are required to contribute the remainder of the actuarially determined contribution rate. The employer may not pay the employee required contribution unless provided for by an existing collective bargaining agreement.

WOOD COUNTY, WISCONSIN
NOTES TO FINANCIAL STATEMENTS
December 31, 2012

IV-DETAIL NOTES ON ALL FUNDS (Continued)

NOTE B – Liabilities (continued)

1. Pension Plan Obligations and Post-employment Benefits (continued)

Employee Retirement Plan (continued)

Contribution rates for 2012 are:

	<u>Employee</u>	<u>Employer</u>
General	5.90%	5.90%
Executives and elected officials	7.05%	7.05%
Protective with social security	5.90%	9.00%
Protective without social security	5.90%	11.30%

The payroll for Wood County employees covered by the System for the year ended December 31, 2012 was \$25,435,278; the employer's total payroll was \$26,249,617. The total required contributions and percentage of payroll for 2012 and the two preceding years was as follows:

<u>Year</u>	<u>Employee Contribution</u>	<u>Percent of Payroll</u>	<u>Employer Contribution</u>	<u>Percent of Payroll</u>	<u>Total Contribution</u>
2012	\$ 1,503,162	5.91%	\$ 1,580,909	6.22%	\$ 3,084,071
2011	1,689,008	6.41%	1,448,115	5.50%	3,137,123
2010	1,681,828	6.11%	1,426,353	5.18%	3,108,181

Employees who retire at or after age 65 (62 for elected officials and 54 for protective occupation employees with less than 25 years of service, 53 for protective occupation employees with more than 25 years of service) are entitled to receive a retirement benefit. Employees may retire at age 55, (50 for protective occupation employees), and receive actuarially reduced benefits. The factors influencing the benefit are: (1) final average earnings, (2) years of creditable service, and (3) a formula factor. A final average earnings is the average of the employee's three highest years earnings. Employees terminating covered employment and submitting application before becoming eligible for a retirement benefit may withdraw their contributions and, by doing so, forfeit all rights to any subsequent benefit. For employees beginning participation after January 1, 1990, and no longer actively employed on or after April 24, 1998, creditable service in each of five years is required for eligibility for a retirement annuity. Participants employed prior to 1990 and on or after April 24, 1998 and prior to July 1, 2011 are immediately vested. Participants who initially became WRS eligible on or after July 1, 2011 must have five years of creditable service to be vested.

The WRS also provides death and disability benefits for employees. Eligibility for and the amount of all benefits are determined under Chapter 40 of the State Statutes. The WRS issues an annual financial report that may be obtained by writing to the Department of Employee Trust Funds, PO Box 7931, Madison, WI 53707-7931.

WOOD COUNTY, WISCONSIN
NOTES TO FINANCIAL STATEMENTS
December 31, 2012

IV-DETAILED NOTES ON ALL FUNDS (Continued)

NOTE B – Liabilities (continued)

1. Pension Plan Obligations and Post-employment Benefits (continued)

Post-employment Benefits

The County provides other postemployment benefits (OPEB) for regular employees through a single-employer defined benefit plan OPEB plan. An employee with at least 15 consecutive years of employment with the County, who becomes eligible for WRS benefits, and who applies for WRS benefits within 30 days of the last day they reported to work, shall be allowed to use up to 100 days of accumulated sick leave at the rate in effect at the time of retirement to use for health insurance premiums. The employee is able to participate in the retiree medical plan if they pay 100% of the retiree premium. If at the time of retirement, an employee had family coverage under the plan, the spouse and eligible dependents may continue in the plan if they pay 100% of the family premium. The benefit provisions are established through collective bargaining and employment agreements. The plan does not issue a stand alone financial report.

The County currently contributes enough money to the plan to satisfy current obligations on a pay-as-you-go basis.

The County's annual other postemployment benefit (OPEB) cost (expense) is calculated based on the annual required contribution of the employer (ARC), an amount actuarially determined in accordance with the parameters of GASB Statement 45. The ARC represents a level of funding that, if paid on an ongoing basis, is projected to cover normal cost each year and amortize any unfunded actuarial liabilities (or funding excess) over a period not to exceed thirty years. The following table shows the components of the County's annual OPEB cost for the year, the amount actually contributed to the plan, and changes in the County's net OPEB obligation:

Annual required contribution	\$ 847,554
Interest on net OPEB obligation	96,220
Adjustment to annual required contribution	<u>(158,869)</u>
Annual OPEB cost (expense)	784,905
Contributions made	<u>(104,773)</u>
Increase in net OPEB obligation	680,132
Net OPEB obligation-Beginning of year	<u>3,207,321</u>
Net OPEB obligation-End of year	<u><u>\$ 3,887,453</u></u>

WOOD COUNTY, WISCONSIN
NOTES TO FINANCIAL STATEMENTS
December 31, 2012

IV-DETAILED NOTES ON ALL FUNDS (Continued)

NOTE B – Liabilities (continued)

1. Pension Plan Obligations and Post-employment Benefits (continued)

Post-employment Benefits (continued)

The County's annual OPEB costs, the percentage of annual OPEB cost contributed to the plan, and the net OPEB obligation for 2010-2012 is as follows:

<u>Fiscal Year Ended</u>	<u>Annual OPEB Cost</u>	<u>Percentage of Annual OPEB Cost Contributed</u>	<u>Net OPEB Obligation</u>
12/31/2010	\$ 963,448	21.6%	\$ 2,308,797
12/31/2011	\$ 1,012,514	11.3%	\$ 3,207,321
12/31/2012	\$ 784,905	13.3%	\$ 3,887,453

Funded Status and Funding Progress

The funded status as of December 31, 2012, the most recent actuarial valuation date, was 0 percent funded. The actuarial accrued liability for benefits was \$7,593,041, and the actuarial value of assets was \$ 0, resulting in an unfunded actuarial accrued liability (UAAL) of \$7,593,041. The covered payroll (annual payroll of active employees covered by the plan) was \$26,249,617, and the ratio of the UAAL to the covered payroll was 28.9 percent.

Actuarial valuations of an ongoing plan involve estimates of the value of reported amounts and assumptions about the probability of occurrence of events far into the future. Examples include assumptions about future employment, mortality, and the health care costs trend. Amounts determined regarding the funded status of the plan and the annual required contributions of the employer are subject to continual revision as actual results are compared with past expectations and new estimates are made about the future. The schedule of funding progress, presented as required supplementary information following the notes to the financial statements, presents multiyear trend information about whether the actuarial value of plan assets is increasing or decreasing over time relative to the actuarial accrued liabilities for benefits.

Methods and Assumptions

Projections of benefits for financial reporting purposes are based on the substantive plan (the plan as understood by the employer and the plan members) and include the types of benefits provided at the time of each valuation. The actuarial methods and assumptions used include techniques that are designed to reduce the effects of short-term volatility in actuarial accrued liabilities and the actuarial value of assets, consistent with the long-term perspective of the calculations. The following assumptions were made:

WOOD COUNTY, WISCONSIN
NOTES TO FINANCIAL STATEMENTS
December 31, 2012

IV-DETAILED NOTES ON ALL FUNDS (Continued)

NOTE B – Liabilities (continued)

1. Pension Plan Obligations and Post-employment Benefits (continued)

Post-employment Benefits (continued)

Methods and Assumptions (continued)

- a. Measurement Date

December 31

- b. Discount Rate as of December 31, 2012

Three percent (3%) per year compounded annually. This is the rate used to discount future benefit liabilities into today's dollars

- c. Mortality – Separate rates for males and females as appropriate. Sample rates are shown in the rate table in the Required Supplemental Information (RSI) following these notes.

Pre-Retirement: WRS mortality rates for active members.

Post-Retirement: WRS mortality rates for retired members.

Post-Disability: WRS rates for disabled members.

- d. Employee Turnover/Withdrawal: Ten-year select and ultimate rates of WRS for Protective with Social Security for Police and General Employee for all other employees. Separate rates for males and females. Select rates are as follows:

Year	Protective with Social Security	General Employee Male Rate	General Employee Female Rate
First	13.0%	21.0%	20.0%
Second	7.0%	13.0%	14.0%
Third	4.6%	9.0%	10.0%
Fourth	4.1%	7.0%	8.2%
Fifth	3.2%	5.8%	7.2%
Sixth	3.0%	4.7%	6.2%
Seventh	2.7%	4.3%	5.3%
Eighth	2.5%	4.0%	4.7%
Ninth	2.3%	3.5%	4.4%
Tenth	1.9%	3.0%	4.0%

- e. Disablement: WRS disability rates for Protective with Social Security for Police and General Employee for all other employees. Separate rates for General Employees for males and females.

- f. Retirement: WRS retirement rates for Protective with Social Security for Police and General Employee for all other employees.

WOOD COUNTY, WISCONSIN
NOTES TO FINANCIAL STATEMENTS
December 31, 2012

IV-DETAILED NOTES ON ALL FUNDS (Continued)

NOTE B – Liabilities (continued)

1. Pension Plan Obligations and Post-employment Benefits (continued)

Post-employment Benefits (continued)

Methods and Assumptions (continued)

g. Percentage of Retirees Participating in Retiree Medical Coverage

Future retirees: 50% of current employees eligible for the County subsidy at retirement are expected to participate in Wood County's retiree health insurance plan.

Current retirees: Actual retiree participation.

h. Percentage of Retirees Electing Family Coverage

Future retirees: 50% of future retirees that take coverage are assumed to elect family coverage.

Current retirees: Actual family coverage election.

i. Age Difference of Active Employees and Spouses – Spouses same age as participants.

j. Annual Medical Trend Rate Assumptions: Based on recent experience, the experience of medical insurers, actuarial trend expectations, and judgment, the following rates were used:

Annual Medical Trend Rate	
Year	Rate
2013	8.50%
2014	7.20%
2015	6.70%
2016	6.60%
2017	12.20%
2018	6.70%
2019	6.70%
2020	6.70%
2020-2030	6.30%
2030-2040	5.70%
2040-2050	5.50%
Ultimate (2101)	4.60%

WOOD COUNTY, WISCONSIN
NOTES TO FINANCIAL STATEMENTS
December 31, 2012

IV-DETAILED NOTES ON ALL FUNDS (Continued)

NOTE B – Liabilities (continued)

1. Pension Plan Obligations and Post-employment Benefits (continued)

Post-employment Benefits (continued)

Methods and Assumptions (continued)

- k. Expected Monthly 2013 Medical Costs Per Retiree: Estimates were developed of monthly 2013 medical costs per retiree by age based on the County's current claim cost experience and actual administrative costs per capita, adjusted for demographic differences between retirees and all participants (actives and retirees combined) and adjusted for plan benefit differences.

Age	Expected Monthly 2013 Medical Costs Per Retiree			
	Male		Female	
	Single	Family	Single	Family
55	\$ 1,069.00	\$ 2,206.00	\$ 1,122.00	\$ 2,203.00
60	1,378.00	2,706.00	1,315.00	2,705.00
64	1,724.00	3,305.00	1,568.00	3,305.00

In the December 31, 2012, actuarial valuation, the liabilities and contributions were computed using the Projected Unit Credit Method of funding. The objective under this method is to expense each participant's benefit under the plan as they accrue. The actuarial value of the plan assets was not determined because there were no plan assets as of the date of the actuarial valuation. The plan's unfunded actuarial liability is being amortized using the level dollar amortization method on an open basis. The remaining amortization period at December 31, 2012, was 30 years.

WOOD COUNTY, WISCONSIN
NOTES TO FINANCIAL STATEMENTS
December 31, 2012

IV-DETAILED NOTES ON ALL FUNDS (Continued)

NOTE B – Liabilities (continued)

2. Other Employee Benefits

Health and Workers' Compensation

The County has chosen to establish risk-financing funds for risks associated with the employees' health and workers' compensation insurance plans. These risk-financing funds are accounted for as internal service funds where assets are set aside for claim settlements. A premium is charged to each fund that accounts for part-time or full-time employees.

The County provides health insurance coverage for its employees for up to \$100,000 per person per insured event. The County obtains independent coverage for insured events in excess of the \$100,000 limit and a County aggregate total of \$9,476,221 per year. The County provides workers' compensation coverage for its employees up to the statutory limit.

Liabilities include an amount for claims that have been incurred but not reported (IBNRs). IBNRs have been calculated by estimating three months of claims. This calculation takes in the effects of inflation and recent claim settlement trends.

Changes in the balances of claim liabilities (IBNRs) for the past two years are as follows:

	<u>Worker's Compensation</u>		<u>Employee Health Plan</u>	
	2012	2011	2012	2011
Beginning balance	\$ 162,765	\$ 168,226	\$ 710,923	\$ 602,990
Claims incurred	421,711	337,270	8,401,630	8,861,397
Claims paid	351,135	342,731	8,578,423	8,753,464
Ending balance	<u>\$ 233,341</u>	<u>\$ 162,765</u>	<u>\$ 534,130</u>	<u>\$ 710,923</u>

WOOD COUNTY, WISCONSIN
NOTES TO FINANCIAL STATEMENTS
 December 31, 2012

IV-DETAILED NOTES ON ALL FUNDS (Continued)

NOTE B – Liabilities (continued)

3. Claims and Judgments

Risk Management

The County is exposed to various risks of loss related to torts; theft of, damage to, and destruction of assets; errors and omissions; and natural disasters. The County manages these risks through the purchase of various forms of commercial insurance. Some of those commercial insurance policies have established deductible amounts whereby the County would be responsible for the portion of claims, losses and damages under the deductible limits. All funds participate in the coverage provided by the commercial insurance carriers for general liability and property coverage.

There were no significant reductions in insurance coverage from the prior year. There have been no insurance settlements in the last three years (2010 – 2012) that exceeded insurance coverage.

Professional Liability Insurance

Human Services Inpatient and Outpatient Care and Edgewater Haven Nursing Home's professional liability insurance for claim losses (limits listed below) covers professional liability claims incurred during a policy year (occurrence-base coverage). The professional liability insurance policy is renewable annually and has been renewed by the insurance carrier for the annual period extending through the dates listed below.

		<u>Inpatient and Outpatient Care</u>	<u>Edgewater Haven Nursing Home</u>
Limits	Per Claim	\$ 1,000,000	\$ 1,000,000
	Annual Aggregate	3,000,000	3,000,000
	Umbrella	3,000,000	-
Renewed through		April 1, 2014	January 1, 2014

WOOD COUNTY, WISCONSIN
NOTES TO FINANCIAL STATEMENTS
December 31, 2012

IV-DETAILED NOTES ON ALL FUNDS (Continued)

NOTE B – Liabilities (continued)

4. Lease Obligations (Capital and Operating)

Operating Leases

Wood County Human Services leases group homes, office space and various items of office equipment that are classified as operating leases.

Future minimum payments, by year and in the aggregate, under noncancelable operating leases with initial or remaining terms in excess of one year, at December 31, 2012, consist of the following:

Year Ended December 31

2013	\$ 45,351
2014	-
	\$ 45,351

Rental expense amounted to \$230,723 and \$114,732 for 2012 and 2011 respectively.

Capital Leases

General County departments, as lessees, lease various pieces of equipment for monthly payments.

The assets acquired through capital leases are as follows:

	Governmental Activities
Machinery and equipment	\$ 98,032
Less: Accumulated depreciation	(61,954)
Total	\$ 36,078

Minimum annual lease obligations as of December 31, 2012 are as follows:

<u>Year Ended December 31</u>	<u>Governmental Activities</u>		
	<u>Principal</u>	<u>Interest</u>	<u>Total</u>
2013	\$ 20,356	\$ 1,159	\$ 21,515
2014	7,662	353	8,015
2015	2,512	82	2,594
2016	502	6	508
Total	\$ 31,032	\$ 1,600	\$ 32,632

WOOD COUNTY, WISCONSIN
NOTES TO FINANCIAL STATEMENTS
December 31, 2012

IV-DETAILED NOTES ON ALL FUNDS (Continued)

NOTE B – Liabilities (continued)

5. Long-Term Obligations

A detail of the County's indebtedness follows:

	Outstanding 12/31/2012
<u>General Obligation Bonds:</u>	
2012 tax exempt bonds due in annual installments of between \$370,000 to \$425,000 through 10/1/2021; interest at 2.00%	\$ 3,610,000
Notes were issued to finance remodeling costs of \$2,855,000 for the nursing home and to advance refund the 2011 \$750,000 tax exempt notes	
 Total Indebtedness	\$ 3,610,000

The long-term obligations of the County are as follows:

Type	Balance January 1	Additions	Removals	Balance December 31	Due Within One Year
Governmental activities					
General obligation bonds/notes*	\$ 1,450,000	\$ 3,610,000	\$ 1,450,000	\$ 3,610,000	\$ 370,000
Premium on bonds/notes	-	152,524	-	152,524	-
Discounts on notes	(8,063)	-	(8,063)	-	-
Net general obligation bonds/notes	1,441,937	3,762,524	1,441,937	3,762,524	370,000
Capital leases-DOT	80,206	-	80,206	-	-
Capital leases-other	52,669	5,487	27,124	31,032	20,356
Vested employee benefits	416	-	44	372	44
Net OPEB obligation	2,553,961	616,522	82,296	3,088,187	-
Compensated absences	4,819,018	2,719,562	2,694,927	4,843,653	2,748,826
Total governmental activities long-term obligations	\$ 8,948,207	\$ 7,104,095	\$ 4,326,534	\$ 11,725,768	\$ 3,139,226
Business-type activities:					
Net OPEB obligation	\$ 653,360	\$ 168,383	\$ 22,477	\$ 799,266	\$ -
Compensated absences	1,029,365	511,160	518,159	1,022,366	528,522
Total Business-type activities long-term obligations	1,682,725	679,543	540,636	1,821,632	528,522
Total - All activities	\$ 10,630,932	\$ 7,783,638	\$ 4,867,170	\$ 13,547,400	\$ 3,667,748

Payments of governmental fund debt are made by the debt service fund. Governmental vested employee benefits and compensated absences will be liquidated by the General Fund.

The County acquired two vehicles financed 80% through lease agreements with the Wisconsin Department of Transportation. The County has satisfied use agreements to include mileage and years and the leases were deemed settled.

On June 14, 2012, the County issued \$3,610,000 general obligation corporate bonds, of which \$755,000 was used to refund \$750,000 in state trust fund loans. The refunding resulted in an economic gain of \$70,442 and a decrease in cash flow requirements to service the debt of \$68,626.

WOOD COUNTY, WISCONSIN
NOTES TO FINANCIAL STATEMENTS
December 31, 2012

IV-DETAIL NOTES ON ALL FUNDS (Continued)

NOTE B – Liabilities (continued)

5. Long-Term Obligations (continued)

Aggregate cash flow requirements for the retirement of general obligation long-term principal and interest on December 31, 2012, follows:

<u>Year</u>	<u>Principal</u>	<u>Interest</u>	<u>Total</u>
2013	\$ 370,000	\$ 96,267	\$ 466,267
2014	390,000	64,800	454,800
2015	390,000	57,000	447,000
2016	395,000	49,200	444,200
2017	395,000	41,300	436,300
2018-2021	1,670,000	84,000	1,754,000
Totals	<u>\$ 3,610,000</u>	<u>\$ 392,567</u>	<u>\$ 4,002,567</u>

*General obligation bonds/ notes are secured by the full faith and credit and unlimited taxing power of the County and will be retired by future property tax levies and resources accumulated in the Debt Service Fund.

NOTE C – Interfund Receivables and Payables and Interfund Transfers

The individual interfund receivable and payable balances at December 31, 2012, are as follows:

<u>Fund</u>	<u>Interfund Receivables</u>	<u>Interfund Payables</u>	<u>Net Receivables (Payables)</u>
General Fund	\$ -	\$ 302,684	\$ (302,684)
<u>Special Revenue Funds</u>			
Human Services		1,905,457	(1,905,457)
Nonmajor	939,192	224,758	714,434
Debt Service Fund	248,466		248,466
Capital Projects Fund	2,467,639		2,467,639
<u>Enterprise Funds</u>			
Edgewater		494,854	(494,854)
Highway		2,153,130	(2,153,130)
<u>Internal Services Funds</u>			
Workers Compensation	1,084,342		1,084,342
Health Benefits		80,317	(80,317)
Building Maintenance	923,020		923,020
Other Post-employment benefits		501,459	(501,459)
Totals	<u>\$ 5,662,659</u>	<u>\$ 5,662,659</u>	<u>\$ -</u>

Balances represent other funds' share of cash that is pooled in the General Fund. Interfund payable balances are recouped with the collection of year-end net receivables over payables.

WOOD COUNTY, WISCONSIN
NOTES TO FINANCIAL STATEMENTS
December 31, 2012

IV-DETAIL NOTES ON ALL FUNDS (Continued)

NOTE C – Interfund Receivables and Payables and Interfund Transfers (continued)

During 2005 the Building Maintenance Fund made a long-term advance to Human Services to finance capital improvements at the Norwood Health Center. The remaining payments on the advance with 4.5% interest are as follows:

<u>Year</u>	<u>Principal</u>	<u>Interest</u>	<u>Total</u>
2013	\$ 30,789	\$ 4,211	\$ 35,000
2014	32,175	2,825	35,000
2015	30,603	1,377	31,980
Totals	<u>\$ 93,567</u>	<u>\$ 8,413</u>	<u>\$ 101,980</u>

During 2012, the Building Maintenance Fund made a long-term advance to the Highway Department to finance building improvements. The remaining payments on the advance with 3.25% interest are as follows:

<u>Year</u>	<u>Principal</u>	<u>Interest</u>	<u>Total</u>
2013	\$ 37,483	\$ 6,500	\$ 43,983
2014	38,701	5,282	43,983
2015	39,959	4,024	43,983
2016	41,258	2,725	43,983
2017	42,599	1,384	43,983
Totals	<u>\$ 200,000</u>	<u>\$ 19,915</u>	<u>\$ 219,915</u>

WOOD COUNTY, WISCONSIN
NOTES TO FINANCIAL STATEMENTS
December 31, 2012

IV-DETAIL NOTES ON ALL FUNDS (Continued)

NOTE C – Interfund Receivables and Payables and Interfund Transfers (continued)

The reconciliation of transfers is as follows:

<u>Fund Type</u>	<u>Transfers In</u>	<u>Transfers Out</u>
<u>Governmental</u>		
<u>Major</u>		
General Fund from Human Services	\$ 306,344	
General Fund from Land Conservation	4,837	
General Fund from Highway	401,999	
General Fund to Edgewater		602,877
General Fund to Parks		200,000
General Fund to Child Support		15,383
Total General Fund	<u>713,180</u>	<u>818,260</u>
Human Services to General Fund		306,344
Nonmajor Governmental	215,383	4,837
Debt Service Fund from Capital Projects	186,164	
<u>Capital Projects Fund</u>		
Capital Projects to Debt Service		186,164
<u>Business-type Major Funds</u>		
Edgewater from General Fund	602,877	
Highway to General Fund		401,999
Totals	<u><u>\$ 1,717,604</u></u>	<u><u>\$ 1,717,604</u></u>

Human Services transferred \$306,344 of unused tax levy for 2012 to the General Fund. The General Fund transferred \$602,877 to Edgewater Haven Nursing Home to replenish working capital depleted by revenue shortfalls. The General Fund transferred \$200,000 of surplus timber sales to the Parks Special Revenue Fund to finance the County's share of future state-aided capital projects. The Highway Enterprise Fund transferred \$401,999 of surplus operations to cover higher than expected costs for the Highway governmental operations. The Capital Projects Fund transferred \$122,650 and \$63,514 to the Debt Service Fund for the premium and interest on the new debt and the unspent borrowed funds from the completed radio towers capital project respectively.

There are additional transfers in the entity-wide statement of activities to reflect transfers from governmental activities to business-type activities. These transfers fund the enterprise share of internal service fund activities for Edgewater Haven Nursing Home. That enterprise fund is subsidized by tax levy and any surpluses or deficits in targeted working capital are transferred to or from the General Fund. The transfer to Edgewater Haven Nursing Home for 2012 was \$72,223.

WOOD COUNTY, WISCONSIN
NOTES TO FINANCIAL STATEMENTS
December 31, 2012

IV-DETAIL NOTES ON ALL FUNDS (Continued)

NOTE D – Fund Equity

1. Restatement of Beginning Fund Equity

The County merged the activities of the Social Services Special Revenue Fund and the Unified Services Board Enterprise Fund into a Human Services Fund and treat it as a Special Revenue Fund as of January 1, 2012. The impact on all equities as of January 1, 2012 is as follows:

	As Previously Reported 12/31/2011	Reclassify Unified from Business-type to Governmental	Restated Balances 12/31/2011
<u>Governmental Activities</u>			
General Fund	\$ 12,686,356	\$ -	\$ 12,686,356
Human Services	500,000	(1,638,035)	(1,138,035)
Other Governmental Funds	1,529,414	-	1,529,414
Total Governmental Funds	14,715,770	(1,638,035)	13,077,735
Reconciling items between governmental funds balance sheet and the government-wide statement of net position			
Governmental capital assets	65,096,358	1,094,793	66,191,151
Deferred delinquent taxes	598,011	-	598,011
Deferred Human Services charges	-	2,629,956	2,629,956
Internal Service Funds	18,813,207	-	18,813,207
Governmental Long-term liabilities	(7,122,782)	(1,835,629)	(8,958,411)
Total Governmental Entity-Wide	92,100,564	251,085	92,351,649
<u>Business-Type</u>			
Edgewater Haven Nursing Home	765,529	-	765,529
Unified Services Board	251,085	(251,085)	-
Highway	2,979,074	-	2,979,074
Total Proprietary Funds	3,995,688	(251,085)	3,744,603
Reconciling items between proprietary funds balance sheet and government-wide statement of net position			
Internal Service Funds	46,941	-	46,941
Total Business-Type Funds	4,042,629	(251,085)	3,791,544
Total	\$ 96,143,193	\$ -	\$ 96,143,193

WOOD COUNTY, WISCONSIN
NOTES TO FINANCIAL STATEMENTS
December 31, 2012

IV-DETAIL NOTES ON ALL FUNDS (Continued)

NOTE D – Fund Equity (continued)

2. Allocations of Fund Equity

Following is more detailed information on the governmental fund balances:

	General Fund	Human Services	Other Governmental Funds	Total
Nonspendable for:				
Inventory	\$ 3,018	\$ 55,501	\$ -	\$ 58,519
Prepays	332,263	41,815	-	374,078
Committed to:				
Elections	61,846	-	-	61,846
Data Processing	49,937	-	-	49,937
Voice-over IP	69,948	-	-	69,948
Register of Deeds	44,800	-	-	44,800
Property & Liability Insurance	36,787	-	-	36,787
Indian Law Enforcement	65,761	-	-	65,761
Electronic Monitoring	133,914	-	-	133,914
Jail Surcharge	145,013	-	-	145,013
Building Numbering	2,925	-	-	2,925
Veterans	4,284	-	-	4,284
Parks	16,332	-	-	16,332
UW Extension	22,074	-	-	22,074
UW Wood Co/Marshfield	158,000	-	-	158,000
Public Health-WIC	5,785	-	-	5,785
Public Health Grants	41,886	-	-	41,886
Dental Sealants	60,693	-	-	60,693
Assigned to:				
Debt Service	-	-	248,466	248,466
Aging Services	-	-	241,139	241,139
Forestry Roads	-	-	968	968
Wildlife Habitat	-	-	2,172	2,172
Forests State Aid	-	-	90,096	90,096
Parks State Aid	-	-	15,262	15,262
Parks Capital Projects	-	-	364,076	364,076
Land Records	-	-	183,495	183,495
Private Sewage	-	-	110,794	110,794
DNR Grants	-	-	7,489	7,489
DATCP Grants	-	-	6,158	6,158
Non Metallic Mining	-	-	33,159	33,159
Land Conservation	-	-	28,982	28,982
Transportation & Economic Development	-	-	2,196	2,196
Sheriff and Corrections	-	-	123,293	123,293
Nursing Home Capital Project	-	-	2,467,639	2,467,639
Subsequent Year's Budget	1,269,988	-	-	1,269,988
Unassigned	11,084,576	(935,273)	-	10,149,303
	<u>\$ 13,609,830</u>	<u>\$ (837,957)</u>	<u>\$ 3,925,384</u>	<u>\$ 16,697,257</u>

WOOD COUNTY, WISCONSIN
NOTES TO FINANCIAL STATEMENTS
December 31, 2012

V-OTHER INFORMATION

Note A – Joint Ventures and Jointly Governed Organizations

Marshfield Fairgrounds Commission

The Marshfield Fairgrounds Commission is a joint venture between the Wood County Board of Supervisors and the City of Marshfield Common Council for the improvement, maintenance, repair and operation of the Marshfield Fairgrounds. The Commission Board consists of six members: three county board supervisors who are appointed by the chairman of the Wood County Board with the approval of the county board and three aldermen from the City of Marshfield who are appointed by the mayor with approval of the council. The Fairgrounds Commission has the full, complete and exclusive jurisdiction of the fairgrounds. Wood County is providing funds for the construction, improvement, repair and maintenance of the buildings located on the Marshfield Fairgrounds, other than such properties owned by third parties, while the City of Marshfield is to provide the necessary funds for the maintenance of the land, exclusive of the buildings and similar structures. Any buildings or structures constructed upon the fairgrounds by the Commission become the property of the City of Marshfield. In 2012, the County paid \$25,000 to the Commission. Complete, separate financial statements for the Fairgrounds Commission may be obtained at the Finance Department, City of Marshfield, 630 S. Central Avenue, Marshfield, WI 54449.

University Commission: UW-Marshfield/Wood County

The University Commission: UW-Marshfield/Wood County (Commission) is a joint venture between the Wood County Board of Supervisors and the Common Council of the City of Marshfield for the purchase of the site and construction of said center, and the care, custody, maintenance, improvement and repair of the lands and buildings during its operation as a University Extension Center. The Commission Board consists of six members: three county board supervisors who are appointed by the chairman of the Wood County Board with approval of the county board and three aldermen from the City of Marshfield who are appointed by the mayor with approval of the council. Before September of every year, the Commission submits to the Wood County Board and the Marshfield Common Council a budget indicating the amount needed from each governing body to defray the costs of maintenance, care, custody, repair and improvement of the buildings and premises of the University of Wisconsin – Marshfield/Wood County for the ensuing year. In 2012, the County paid \$43,675 to the Commission for its share of expenditures with \$158,000 of unexpended appropriations being reappropriated to 2013. The Commission reported an increase in fund balance of \$3,001 in 2011. Complete, separate financial statements for the University Commission: UW-Marshfield/Wood County may be obtained at the Finance Department, City of Marshfield, 630 S. Central Avenue, Marshfield, WI 54449.

WOOD COUNTY, WISCONSIN
NOTES TO FINANCIAL STATEMENTS
December 31, 2012

V-OTHER INFORMATION (Continued)

Note A – Joint Ventures and Jointly Governed Organizations (continued)

Aging and Disability Resource Center of Central Wisconsin (ADRC-CW)

Wood County joined with Marathon County to jointly administer an ADRC Grant from the State of Wisconsin in 2007. An intergovernmental agreement was signed setting up the structure of the Aging and Disability Resource Center of Central Wisconsin (ADRC-CW). Langlade and Lincoln Counties joined the ADRC-CW in 2011. The ADRC-CW Board consists of three representatives from each county, two of which need to be county board members. There are also three citizen members on the ADRC-CW board.

In accordance with the intergovernmental agreement, Wood County provides one third of the tax levy support for the joint operation. For 2012 Wood County provided \$198,278 of the total tax levy support of \$588,181. At December 31, 2012 due from other governments included \$30,973 from the ADRC-CW Board.

Complete, separate financial statements for the Aging and Disability Resource Center of Central Wisconsin may be obtained at the Finance Department, Marathon County, 500 Forest Street, Wausau, WI 54403.

Community Care of Central Wisconsin

Wood County is a participant with two other Counties in the Community Care of Central Wisconsin (CCCW), a regional entity created to provide long-term care services to eligible residents in the three counties. Wood County appoints three of the nine-member CCCW Board. Wood County has no equity interest in the CCCW and any obligations or debt of the CCCW, are not the obligations or debts of any county that created the entity. In 2012, the County received \$72,742 in revenue from the CCCW.

Note B - Contingencies

The County participates in a number of intergovernmental grant programs, which have various requirements, and are subject to audit by the awarding agencies. Such audits may result in reimbursements of funds advanced or disallowance of program expenditures. The County believes the amount of reimbursement or disallowance, if any, would be immaterial.

There are several lawsuits pending in which the County is involved. The County's Corporation Counsel estimates the potential claims resulting from litigation against the County that are not covered by insurance would not materially affect the financial statements of the County.



**Independent Auditor's Report on Internal Control Over Financial Reporting
and on Compliance and Other Matters Based on an Audit of Financial Statements
Performed in Accordance With *Government Auditing Standards***

County Board
Wood County
Wisconsin Rapids, Wisconsin

We have audited, in accordance with auditing standards generally accepted in the United States and the standards applicable to financial audits contained in *Government Auditing Standards*, issued by the Comptroller General of the United States, the financial statements of the governmental activities, the business-type activities, each major fund, and the aggregate remaining fund information of Wood County, Wisconsin (the "County"), as of and for the year ended December 31, 2012, and the related notes to the financial statements, which collectively comprise the County's basic financial statements and have issued our report thereon dated June 14, 2013.

Internal Control Over Financial Reporting

In planning and performing our audit of the financial statements, we considered the County's internal control over financial reporting (internal control) to determine the audit procedures that are appropriate in the circumstances for the purpose of expressing our opinions on the financial statements, but not for the purpose of expressing an opinion on the effectiveness of the County's internal control. Accordingly, we do not express an opinion on the effectiveness of the County's internal control.

A deficiency in internal control exists when the design or operation of a control does not allow management or employees, in the normal course of performing their assigned functions, to prevent or detect and correct misstatements on a timely basis. A material weakness is a deficiency, or combination of deficiencies, in internal control such that there is a reasonable possibility that a material misstatement of the entity's financial statements will not be prevented or detected and corrected on a timely basis. A significant deficiency is a deficiency, or combination of deficiencies, in internal control that is less severe than a material weakness, yet important enough to merit attention by those charged with governance.

Our consideration of internal control was for the limited purpose described in the first paragraph of this section and was not designed to identify all deficiencies in internal control that might be material weaknesses or significant deficiencies and, therefore, material weaknesses or significant deficiencies may exist that were not identified. Given these limitations, during our audit, we did not identify any deficiencies in internal control over financial reporting that we consider to be material weaknesses. However, material weaknesses may exist that have not been identified. We did identify a certain deficiency in internal control that we consider to be a significant deficiency:

2012-01 Segregation of Duties

The size of the County's staff in charge of accounting and reporting functions indicates a lack of segregation of duties. The basic premise is that no one employee should have access to both physical assets and the related accounting records or to all phases of a transaction, which decreases the likelihood that unauthorized or false transactions will be prevented or detected in a timely fashion. This condition may lead to misstated financial statements. The County Board performs limited reviews of the transactions in this area. However, because oversight is limited, this is a significant deficiency in internal control.

Compliance and Other Matters

As part of obtaining reasonable assurance about whether the County's financial statements are free from material misstatement, we performed tests of its compliance with certain provisions of laws, regulations, contracts, and grant agreements, noncompliance with which could have a direct and material effect on the determination of financial statement amounts. However, providing an opinion on compliance with those provisions was not an objective of our audit and, accordingly, we do not express such an opinion. The results of our tests disclosed no instances of noncompliance or other matters that are required to be reported under *Government Auditing Standards*.

We noted certain matters that we reported to management of the County in a separate letter dated June 14, 2013.

Purpose of This Report

The purpose of this report is solely to describe the scope of our testing of internal control and compliance and the results of that testing, and not to provide an opinion on the effectiveness of the County's internal control or on compliance. This report is an integral part of an audit performed in accordance with *Government Auditing Standards* in considering the County's internal control and compliance. Accordingly, this communication is not suitable for any other purpose.

Wipfli LLP

Wipfli LLP

June 14, 2013
Eau Claire, Wisconsin

THIS PAGE LEFT BLANK INTENTIONALLY

REQUIRED SUPPLEMENTARY INFORMATION

**SCHEDULE OF FUNDING PROGRESS FOR RETIREE HEALTH PLAN
AS OF DECEMBER 31, 2012**

Actuarial Valuation Date	Actuarial Value of Assets (a)	Actuarial Accrued Liability (AAL)- Projected Unit Credit (b)	Unfunded AAL (UAAL) (b-a)	Funded Ratio (a/b)	Covered Payroll (c)	UAAL as a Percentage of Covered Payroll (b-a)/c
12/31/08	\$ -	\$ 7,635,571	\$ 7,635,571	0.0%	\$ 28,306,571	27.0%
12/31/10	-	8,877,808	8,877,808	0.0%	\$ 27,518,885	32.3%
1/1/2013	-	7,593,041	7,593,041	0.0%	\$ 26,249,617	28.9%

THIS PAGE LEFT BLANK INTENTIONALLY

WOOD COUNTY, WISCONSIN

Schedule of Revenues, Expenditures, and Changes in Fund Balance - Budget and Actual

(Non-GAAP Budgetary Basis)

Sales Tax Fund

For the Year Ended December 31, 2012

	Budgeted Amounts		Actual Amounts	Variance with Final Budget Positive(Negative)
	Original	Final		
REVENUES				
Taxes				
County Sales Tax	\$ 4,925,005	\$ 4,925,005	\$ 5,013,638	\$ 88,633
Total Taxes	<u>4,925,005</u>	<u>4,925,005</u>	<u>5,013,638</u>	<u>88,633</u>
Total Revenues	<u>4,925,005</u>	<u>4,925,005</u>	<u>5,013,638</u>	<u>88,633</u>
EXPENDITURES				
Total Expenditures	<u>-</u>	<u>-</u>	<u>-</u>	<u>-</u>
Excess of Revenues Over (Under) Expenditures	<u>4,925,005</u>	<u>4,925,005</u>	<u>5,013,638</u>	<u>88,633</u>
Other Financing Sources (Uses):				
Transfers to General Fund	<u>(4,925,005)</u>	<u>(4,925,005)</u>	<u>(5,013,638)</u>	<u>(88,633)</u>
Total Other Financing Uses	<u>(4,925,005)</u>	<u>(4,925,005)</u>	<u>(5,013,638)</u>	<u>(88,633)</u>
Net change in fund balance	<u>\$ -</u>	<u>\$ -</u>	<u>-</u>	<u>\$ -</u>
Fund Balance-January 1			<u>-</u>	
Fund Balance-December 31			<u>\$ -</u>	

WOOD COUNTY, WISCONSIN

NON-MAJOR GOVERNMENTAL FUNDS

SPECIAL REVENUE FUNDS

Special revenue funds are used to account for the proceeds from specific revenue sources (other than expendable trust or major capital projects) that are legally restricted to expenditures for specific purposes. During 2012, the County had the following non-major special revenue funds:

Aging Resource Center – to account for nutrition, outreach, referral and transportation services for the elderly residents of the County. Funding is provided through federal and state grants, donations and property taxes.

Child Support Fund – to account for the provisions of services to County residents in the areas of child support enforcement, paternity establishment and medical support enforcement. Funding is provided through federal and state grants.

Parks:

Forestry Roads Fund – to account for the costs related to the improvement of public roads within the County forests, which are open and used for travel. Funding is provided through state grants.

Forests State Aid Fund – to account for the costs related to the purchase, development, preservation and maintenance of County forestlands. Funding is provided through state grants.

Parks State Aid Fund – to account for the costs related to the maintenance and construction of ATV and snowmobile trails. Funding is provided through state grants.

Wildlife Habitat Fund – to account for expenditures related to wildlife management operations on County forest lands, limited to approved projects designed to benefit wildlife and the natural environment. Funding is provided through state grants.

Planning and Zoning:

Land Records Fund – to account for the modernization of land information using tools such as Geographic Information Systems (GIS) and document imaging software, and the costs related to GIS software training and other educational and informational programs. Funding is provided by recording fees collected by the Register of Deeds and state grants.

Private Sewage Fund – to account for the maintenance of safe and healthful conditions by regulating private onsite wastewater treatment systems (POWTS) use including location, installation, operation, management, inspection and repair. Revenues are provided by permit fees charged to property owners obtaining sanitary permits in Wood County.

Land Conservation:

Yellow River Grants Fund – to account for services provided to landowners within the watershed with water quality and soil erosion problems. Funding is provided through state grants.

DATCP (Department of Agriculture, Trade and Consumer Protection) Fund – to account for services provided to landowners, farmers and units of government with water quality and soil erosion problems and the costs related to educational and informational programs. Funding is provided through state grants.

Nonmetallic Mining Reclamation Fund – to account for the costs related to the regulation and administration of the Wood County nonmetallic mining reclamation ordinance. Revenues are provided by permit fees charged to operators of all nonmetallic mining sites.

Land Conservation Fund – the contributions are to be used for environmental awareness, conservation or education involving land conservation.

Transportation and Economic Development Fund – to account for the maintenance and enhancement of economic development of Wood County through the promotion and support of industrial development and transportation services. Funding is provided through state grants.

Sheriff Fund – to account for specific elements of sheriff and corrections that are handled in a trust capacity. In 2012, the fund encompassed the following: rescue activities, drug investigations, bonds, canine operations, jail canteen and inmate deposits.

Ho-Chunk Donations – to account for contributions from, and uses of, proceeds by the Ho-Chunk Native American Nation. Wood County informs the Nation of the planned and actual uses of the revenue to assure them that the uses of revenue do not conflict with the interests of the Nation.

DEBT SERVICE FUND

The Debt Service Fund is used to account for the accumulation and use of financial resources to pay principal, interest, and related costs on general long-term debt.

CAPITAL PROJECT FUND

A Capital Project Fund is created to account for financial resources used for the acquisition or construction of major capital facilities other than those financed by proprietary funds.

THIS PAGE LEFT BLANK INTENTIONALLY

WOOD COUNTY, WISCONSIN
NONMAJOR GOVERNMENTAL FUNDS
Combining Balance Sheet

December 31, 2012

	Special Revenue Funds				
	Aging Resource Center	Child Support	Parks	Planning and Zoning	Land Conservation
Assets					
Cash and temporary cash investments	\$ 19,722	\$ -	\$ -	\$ -	\$ -
Receivables:					
Miscellaneous	5,591	171,554	-	-	117,936
Due from other governments	46,217	-	-	-	-
Due from other funds	169,609	-	472,574	294,289	-
Total Assets	<u>\$ 241,139</u>	<u>\$ 171,554</u>	<u>\$ 472,574</u>	<u>\$ 294,289</u>	<u>\$ 117,936</u>
Liabilities					
Liabilities:					
Accounts payable	\$ -	\$ -	\$ -	\$ -	\$ -
Special deposits	-	-	-	-	-
Due to other governments	-	-	-	-	1,500
Due to other funds	-	171,554	-	-	35,223
Unearned revenue	-	-	-	-	5,425
Total Liabilities	<u>-</u>	<u>171,554</u>	<u>-</u>	<u>-</u>	<u>42,148</u>
Fund balances (deficit):					
Spendable:					
Assigned:					
Aging	241,139	-	-	-	-
Parks and forestry	-	-	472,574	-	-
Land Records and Private Sewage	-	-	-	294,289	-
Land conservation	-	-	-	-	75,788
Transportation & economic development	-	-	-	-	-
Sheriff and corrections	-	-	-	-	-
Debt service	-	-	-	-	-
Capital projects	-	-	-	-	-
Total fund balances (deficit)	<u>241,139</u>	<u>-</u>	<u>472,574</u>	<u>294,289</u>	<u>75,788</u>
Total Liabilities and Fund Equity	<u>\$ 241,139</u>	<u>\$ 171,554</u>	<u>\$ 472,574</u>	<u>\$ 294,289</u>	<u>\$ 117,936</u>

Transportation & Economic Development	Sheriff	Debt Service Fund	Capital Projects Fund	Total
\$ 208	\$ 194,585	\$ -	\$ -	\$ 214,515
-	-	-	-	295,081
-	-	-	-	46,217
2,720	-	248,466	2,467,639	3,655,297
<u>\$ 2,928</u>	<u>\$ 194,585</u>	<u>\$ 248,466</u>	<u>\$ 2,467,639</u>	<u>\$ 4,211,110</u>
\$ -	\$ 11,126	\$ -	\$ -	\$ 11,126
732	42,185	-	-	42,917
-	-	-	-	1,500
-	17,981	-	-	224,758
-	-	-	-	5,425
<u>732</u>	<u>71,292</u>	<u>-</u>	<u>-</u>	<u>285,726</u>
-	-	-	-	241,139
-	-	-	-	472,574
-	-	-	-	294,289
-	-	-	-	75,788
2,196	-	-	-	2,196
-	123,293	-	-	123,293
-	-	248,466	-	248,466
-	-	-	2,467,639	2,467,639
<u>2,196</u>	<u>123,293</u>	<u>248,466</u>	<u>2,467,639</u>	<u>3,925,384</u>
<u>\$ 2,928</u>	<u>\$ 194,585</u>	<u>\$ 248,466</u>	<u>\$ 2,467,639</u>	<u>\$ 4,211,110</u>

WOOD COUNTY, WISCONSIN
NONMAJOR GOVERNMENTAL FUNDS
Combining Statement of Revenues, Expenditures and
Changes in Fund Balances

For the Year Ended December 31, 2012

	Special Revenue Funds			
	Aging Resource Center	Child Support	Parks	Planning and Zoning
REVENUES				
Taxes	\$ 282,058	\$ -	\$ -	\$ -
Intergovernmental Revenues	203,201	772,015	273,345	71,153
Licenses and Permits	-	-	-	105,218
Fines, Forfeits and Penalties	-	-	-	13,309
Public Charges for Services	-	20,399	-	114,282
Intergovernmental Charges for Services	125,201	-	-	-
Investment Income	2,640	-	-	-
Miscellaneous	45,710	-	40,005	663
Total Revenues	<u>658,810</u>	<u>792,414</u>	<u>313,350</u>	<u>304,625</u>
EXPENDITURES				
Current				
General Government	-	811,319	-	-
Public Safety	-	-	-	-
Public Works	-	-	-	-
Health and Human Services	629,605	-	-	-
Culture, Recreation and Education	-	-	73,142	-
Conservation and Development	-	-	347,954	307,220
Capital Outlay				
Public Safety	-	-	-	-
Health and Human Services	-	-	-	-
Debt Service				
Principal retirement	-	-	-	-
Interest and fiscal charges	-	-	-	-
Total Expenditures	<u>629,605</u>	<u>811,319</u>	<u>421,096</u>	<u>307,220</u>
Excess of Revenues Over (Under) Expenditures	<u>29,205</u>	<u>(18,905)</u>	<u>(107,746)</u>	<u>(2,595)</u>
Other Financing Sources (Uses):				
Issuance of Debt	-	-	-	-
Transfers in	-	15,383	200,000	-
Transfers out	-	-	-	-
Total Other Financing Sources (Uses)	<u>-</u>	<u>15,383</u>	<u>200,000</u>	<u>-</u>
Net change in fund balances	29,205	(3,522)	92,254	(2,595)
Fund Balance-January 1	<u>211,934</u>	<u>3,522</u>	<u>380,320</u>	<u>296,884</u>
Fund Balance-December 31	<u>\$ 241,139</u>	<u>\$ -</u>	<u>\$ 472,574</u>	<u>\$ 294,289</u>

Land Conservation	Transportation & Economic Development	Ho-Chunk Donations	Sheriff	Debt Service Fund	Capital Projects Fund	Total
\$ -	\$ 49,873	\$ -	\$ -	\$ 735,000	\$ -	\$ 1,066,931
193,346	179,955	-	5,156	-	-	1,698,171
-	-	-	-	-	-	105,218
750	-	-	-	-	-	14,059
45,196	-	-	-	-	-	179,877
-	-	-	-	-	-	125,201
-	-	-	445	-	2,062	5,147
-	1,392	91,720	30,265	32,481	120,588	362,824
<u>239,292</u>	<u>231,220</u>	<u>91,720</u>	<u>35,866</u>	<u>767,481</u>	<u>122,650</u>	<u>3,557,428</u>
-	-	-	-	-	-	811,319
-	-	-	31,453	-	-	31,453
-	-	33,654	-	-	-	33,654
-	-	36,720	-	-	-	666,325
-	-	21,346	-	-	-	94,488
244,962	234,844	-	-	-	-	1,134,980
-	-	-	-	-	299,543	299,543
-	-	-	-	-	351,018	351,018
-	-	-	-	1,450,000	-	1,450,000
-	-	-	-	72,481	36,743	109,224
<u>244,962</u>	<u>234,844</u>	<u>91,720</u>	<u>31,453</u>	<u>1,522,481</u>	<u>687,304</u>	<u>4,982,004</u>
<u>(5,670)</u>	<u>(3,624)</u>	<u>-</u>	<u>4,413</u>	<u>(755,000)</u>	<u>(564,654)</u>	<u>(1,424,576)</u>
-	-	-	-	755,000	2,855,000	3,610,000
-	-	-	-	186,164	-	401,547
(4,837)	-	-	-	-	(186,164)	(191,001)
<u>(4,837)</u>	<u>-</u>	<u>-</u>	<u>-</u>	<u>941,164</u>	<u>2,668,836</u>	<u>3,820,546</u>
(10,507)	(3,624)	-	4,413	186,164	2,104,182	2,395,970
86,295	5,820	-	118,880	62,302	363,457	1,529,414
<u>\$ 75,788</u>	<u>\$ 2,196</u>	<u>\$ -</u>	<u>\$ 123,293</u>	<u>\$ 248,466</u>	<u>\$ 2,467,639</u>	<u>\$ 3,925,384</u>

WOOD COUNTY, WISCONSIN
AGING RESOURCE CENTER SPECIAL REVENUE FUND
Schedule of Revenues, Expenditures, and Changes in Fund Balance - Budget and Actual

For the Year Ended December 31, 2012

	Budgeted Amounts		Actual Amounts	Variance with Final Budget Positive(Negative)
	Original	Final		
REVENUES				
Taxes				
General Property Taxes	\$ 282,058	\$ 282,058	\$ 282,058	\$ -
Total Taxes	<u>282,058</u>	<u>282,058</u>	<u>282,058</u>	<u>-</u>
Intergovernmental Revenues				
State Aid-Other	206,000	206,000	203,201	(2,799)
Total Intergovernmental	<u>206,000</u>	<u>206,000</u>	<u>203,201</u>	<u>(2,799)</u>
Intergovernmental Charges for Services				
Interdepartmental Charges	-	-	125,201	125,201
Department Charges-Unified Services	62,000	62,000	-	(62,000)
Total Intergovernmental Charges for Services	<u>62,000</u>	<u>62,000</u>	<u>125,201</u>	<u>63,201</u>
Investment Income				
Interest Revenue-Jitney Program	-	-	281	281
Unrealized Gain/Loss on Investment	-	-	2,359	2,359
Total Investment Income	<u>-</u>	<u>-</u>	<u>2,640</u>	<u>2,640</u>
Miscellaneous				
Donations	11,000	11,000	68	(10,932)
Alzheimer's Contributions	-	-	200	200
Jitney Contributions	36,000	36,000	33,373	(2,627)
Escort Contributions	19,830	19,830	12,069	(7,761)
Total Miscellaneous	<u>66,830</u>	<u>66,830</u>	<u>45,710</u>	<u>(21,120)</u>
Total Revenues	<u>616,888</u>	<u>616,888</u>	<u>658,810</u>	<u>41,922</u>
EXPENDITURES				
Health and Human Services				
Committee on Aging	198,278	198,278	198,278	-
Family Caregivers Support Prgm	1,000	1,000	-	1,000
Transportation for Aging Admin	133,100	133,100	131,911	1,189
Transportation for Aging	274,510	274,510	299,116	(24,606)
Aging Trust Fund	10,000	10,000	300	9,700
Total Health and Human Services	<u>616,888</u>	<u>616,888</u>	<u>629,605</u>	<u>(12,717)</u>
Total Expenditures	<u>616,888</u>	<u>616,888</u>	<u>629,605</u>	<u>(12,717)</u>
Net change in fund balance	<u>\$ -</u>	<u>\$ -</u>	29,205	<u>\$ 29,205</u>
Fund Balance-January 1			<u>211,934</u>	
Fund Balance-December 31			<u>\$ 241,139</u>	

WOOD COUNTY, WISCONSIN
CHILD SUPPORT SPECIAL REVENUE FUND
Schedule of Revenues, Expenditures, and Changes in Fund Balance - Budget and Actual

For the Year Ended December 31, 2012

	Budgeted Amounts		Actual Amounts	Variance with Final Budget Positive(Negative)
	Original	Final		
REVENUES				
Intergovernmental Revenues				
State Grants-Child Support	\$ 819,412	\$ 819,412	\$ 772,015	\$ (47,397)
Total Intergovernmental	<u>819,412</u>	<u>819,412</u>	<u>772,015</u>	<u>(47,397)</u>
Public Charges for Services				
Genetic Tests	10,000	10,000	7,151	(2,849)
Application Fees	1,500	1,500	385	(1,115)
Filing Fees	1,100	1,100	245	(855)
Service Fees	10,000	10,000	11,175	1,175
Extradition Charges	3,500	3,500	1,443	(2,057)
Total Public Charges for Services	<u>26,100</u>	<u>26,100</u>	<u>20,399</u>	<u>(5,701)</u>
Total Revenues	<u>845,512</u>	<u>845,512</u>	<u>792,414</u>	<u>(53,098)</u>
EXPENDITURES				
General Government				
Child Support	890,058	890,762	811,319	79,443
Total General Government	<u>890,058</u>	<u>890,762</u>	<u>811,319</u>	<u>79,443</u>
Total Expenditures	<u>890,058</u>	<u>890,762</u>	<u>811,319</u>	<u>79,443</u>
Excess of Revenues Over (Under) Expenditures	<u>\$ (44,546)</u>	<u>\$ (45,250)</u>	(18,905)	<u>\$ 26,345</u>
Other Financing Sources (Uses):				
Transfers in	-	-	15,383	15,383
Total Other Financing Sources	<u>-</u>	<u>-</u>	<u>15,383</u>	<u>15,383</u>
Net change in fund balance	<u>\$ (44,546)</u>	<u>\$ (45,250)</u>	(3,522)	<u>\$ 41,728</u>
Fund Balance-January 1			<u>3,522</u>	
Fund Balance-December 31			<u>\$ -</u>	

WOOD COUNTY, WISCONSIN
PARKS SPECIAL REVENUE FUND
Schedule of Revenues, Expenditures, and Changes in Fund Balance - Budget and Actual

For the Year Ended December 31, 2012

	Budgeted Amounts		Actual Amounts	Variance with Final Budget Positive(Negative)
	Original	Final		
REVENUES				
Intergovernmental Revenues				
State Grants-ATV Maintenance	\$ 5,715	\$ 5,715	\$ 5,715	\$ -
State Grants-Snowmobile Trail Maintenance	137,977	137,977	70,806	(67,171)
State Grants-Parks	175,000	175,000	186,676	11,676
State Aid-Forestry	1,880	11,880	6,880	(5,000)
State Aid-Forestry Roads	3,498	3,498	3,268	(230)
Total Intergovernmental Revenues	<u>324,070</u>	<u>334,070</u>	<u>273,345</u>	<u>(60,725)</u>
Miscellaneous				
Gain/Loss on Sale of Property	-	-	31,840	31,840
Donations	-	-	3,165	3,165
Donated Services-ATV Club	5,000	5,000	5,000	-
Total Miscellaneous	<u>5,000</u>	<u>5,000</u>	<u>40,005</u>	<u>35,005</u>
Total Revenues	<u>329,070</u>	<u>339,070</u>	<u>313,350</u>	<u>(25,720)</u>
EXPENDITURES				
Culture, Recreation and Education				
Maintenance Snowmobile Trails	139,246	139,246	61,207	78,039
ATV Maintenance	11,984	11,984	11,935	49
Total Culture, Recreation and Education	<u>151,230</u>	<u>151,230</u>	<u>73,142</u>	<u>78,088</u>
Conservation and Development				
State Forestry Roads	5,000	5,000	4,818	182
State Wildlife Habitat	2,500	2,500	1,370	1,130
County Forests State Aid	-	10,000	-	10,000
Park & Forestry Capital Projects	350,000	350,000	341,766	8,234
Conservation and Development	<u>357,500</u>	<u>367,500</u>	<u>347,954</u>	<u>19,546</u>
Total Expenditures	<u>508,730</u>	<u>518,730</u>	<u>421,096</u>	<u>97,634</u>
Excess of Revenues Over (Under) Expenditures	<u>(179,660)</u>	<u>(179,660)</u>	<u>(107,746)</u>	<u>71,914</u>
Other Financing Sources (Uses):				
Transfers in	-	-	200,000	200,000
Transfers out	(43,740)	(43,740)	-	43,740
Total Other Financing Sources (Uses)	<u>(43,740)</u>	<u>(43,740)</u>	<u>200,000</u>	<u>243,740</u>
Net change in fund balance	<u>\$ (223,400)</u>	<u>\$ (223,400)</u>	92,254	<u>\$ 315,654</u>
Fund Balance-January 1			<u>380,320</u>	
Fund Balance-December 31			<u>\$ 472,574</u>	

WOOD COUNTY, WISCONSIN
PLANNING AND ZONING SPECIAL REVENUE FUND
Schedule of Revenues, Expenditures, and Changes in Fund Balance - Budget and Actual

For the Year Ended December 31, 2012

	Budgeted Amounts		Actual Amounts	Variance with Final Budget
	Original	Final		Positive(Negative)
REVENUES				
Intergovernmental Revenues				
State Aid-Modernization Grants	\$ 300	\$ 300	\$ 300	\$ -
State Grants-Private Sewage	50,000	50,000	70,853	20,853
Total Intergovernmental Revenues	<u>50,300</u>	<u>50,300</u>	<u>71,153</u>	<u>20,853</u>
Licenses and Permits				
Sanitary Permit Fees	45,000	45,000	46,932	1,932
Wisconsin Fund Application Fees	3,000	3,000	4,021	1,021
HT Database Annual Fee	80,000	80,000	54,180	(25,820)
Water Meter Revenues	345	345	85	(260)
Total Licenses and Permits	<u>128,345</u>	<u>128,345</u>	<u>105,218</u>	<u>(23,127)</u>
Fines, Forfeits and Penalties				
Private Sewage Fines	12,500	12,500	13,309	809
Total Fines, Forfeits and Penalties	<u>12,500</u>	<u>12,500</u>	<u>13,309</u>	<u>809</u>
Public Charges for Services				
Land Record Fees	84,000	84,000	109,920	25,920
Housing Records Access	28,000	28,000	-	(28,000)
Map & Data Sales	250	250	662	412
Private Sewage	3,500	3,500	3,700	200
Total Public Charges for Services	<u>115,750</u>	<u>115,750</u>	<u>114,282</u>	<u>(1,468)</u>
Miscellaneous				
Miscellaneous Revenue	-	-	663	663
Total Miscellaneous	<u>-</u>	<u>-</u>	<u>663</u>	<u>663</u>
Total Revenues	<u>306,895</u>	<u>306,895</u>	<u>304,625</u>	<u>(2,270)</u>
EXPENDITURES				
Conservation and Development				
Land Record	285,074	285,074	100,135	184,939
Private Sewage System	327,228	327,228	207,085	120,143
Total Conservation and Development	<u>612,302</u>	<u>612,302</u>	<u>307,220</u>	<u>305,082</u>
Total Expenditures	<u>612,302</u>	<u>612,302</u>	<u>307,220</u>	<u>305,082</u>
Excess of Revenues Over (Under) Expenditures	<u>\$ (305,407)</u>	<u>\$ (305,407)</u>	<u>(2,595)</u>	<u>\$ 302,812</u>
Net change in fund balance	<u>\$ (305,407)</u>	<u>\$ (305,407)</u>	<u>(2,595)</u>	<u>\$ 302,812</u>
Fund Balance-January 1			<u>296,884</u>	
Fund Balance-December 31			<u>\$ 294,289</u>	

WOOD COUNTY, WISCONSIN
LAND CONSERVATION SPECIAL REVENUE FUND
Schedule of Revenues, Expenditures, and Changes in Fund Balance - Budget and Actual

For the Year Ended December 31, 2012

	Budgeted Amounts		Actual Amounts	Variance with Final Budget Positive(Negative)
	Original	Final		
REVENUES				
Intergovernmental Revenues				
State Grants-Land Conservation	\$ 183,094	\$ 239,951	\$ 193,346	\$ (46,605)
Total Intergovernmental Revenues	<u>183,094</u>	<u>239,951</u>	<u>193,346</u>	<u>(46,605)</u>
Fines, Forfeits and Penalties				
Juvenile Ordinances	-	-	750	750
Total Fines, Forfeits and Penalties	<u>-</u>	<u>-</u>	<u>750</u>	<u>750</u>
Public Charges for Services				
Fees and Sales	46,535	46,535	45,196	(1,339)
Total Public Charges for Services	<u>46,535</u>	<u>46,535</u>	<u>45,196</u>	<u>(1,339)</u>
Investment Income				
Interest Revenue	25	25	-	(25)
Total Investment Income	<u>25</u>	<u>25</u>	<u>-</u>	<u>(25)</u>
Total Revenues	<u>229,654</u>	<u>286,511</u>	<u>239,292</u>	<u>(47,219)</u>
EXPENDITURES				
Conservation and Development				
DATCP Grant	183,093	252,832	200,772	52,060
Non-Metallic Mining Reclamation	25,647	25,647	22,968	2,679
Land Conservation Trust	25,150	25,150	21,222	3,928
Total Conservation and Development	<u>233,890</u>	<u>303,629</u>	<u>244,962</u>	<u>58,667</u>
Total Expenditures	<u>233,890</u>	<u>303,629</u>	<u>244,962</u>	<u>58,667</u>
Excess of Revenues Over (Under) Expenditures	<u>(4,236)</u>	<u>(17,118)</u>	<u>(5,670)</u>	<u>11,448</u>
Other Financing Sources (Uses):				
Transfers out	(9,187)	(9,187)	(4,837)	4,350
Total Other Financing Uses	<u>(9,187)</u>	<u>(9,187)</u>	<u>(4,837)</u>	<u>4,350</u>
Net change in fund balance	<u>\$ (13,423)</u>	<u>\$ (26,305)</u>	(10,507)	<u>\$ 15,798</u>
Fund Balance-January 1			<u>86,295</u>	
Fund Balance-December 31			<u>\$ 75,788</u>	

WOOD COUNTY, WISCONSIN
TRANSPORTATION AND ECONOMIC DEVELOPMENT SPECIAL REVENUE FUND
Schedule of Revenues, Expenditures, and Changes in Fund Balance - Budget and Actual

For the Year Ended December 31, 2012

	Budgeted Amounts		Actual Amounts	Variance with Final Budget Positive(Negative)
	Original	Final		
REVENUES				
Taxes				
General Property Taxes	\$ 49,873	\$ 49,873	\$ 49,873	\$ -
Total Taxes	<u>49,873</u>	<u>49,873</u>	<u>49,873</u>	<u>-</u>
Intergovernmental Revenues				
State Aid-CDBG	-	180,000	179,955	(45)
Total Intergovernmental Revenues	<u>-</u>	<u>180,000</u>	<u>179,955</u>	<u>(45)</u>
Miscellaneous				
Interest Revenue-Capital Projects	-	-	1,392	1,392
Miscellaneous Revenue	-	1,250	-	(1,250)
Total Miscellaneous	<u>-</u>	<u>1,250</u>	<u>1,392</u>	<u>142</u>
Total Revenues	<u>49,873</u>	<u>231,123</u>	<u>231,220</u>	<u>97</u>
EXPENDITURES				
Conservation and Development				
Bicycle Trails	3,168	3,168	500	2,668
Airport Aid	9,000	9,000	9,000	-
Transp and Economic Development	43,040	43,040	41,755	1,285
CDBG-ED	-	183,620	183,589	31
Total Conservation and Development	<u>55,208</u>	<u>238,828</u>	<u>234,844</u>	<u>3,984</u>
Total Expenditures	<u>55,208</u>	<u>238,828</u>	<u>234,844</u>	<u>3,984</u>
Net change in fund balance	<u>\$ (5,335)</u>	<u>\$ (7,705)</u>	(3,624)	<u>\$ 4,081</u>
Fund Balance-January 1			<u>5,820</u>	
Fund Balance-December 31			<u>\$ 2,196</u>	

WOOD COUNTY, WISCONSIN
HO-CHUNK DONATIONS SPECIAL REVENUE FUND
Schedule of Revenues, Expenditures, and Changes in Fund Balance - Budget and Actual

For the Year Ended December 31, 2012

	Budgeted Amounts		Actual Amounts	Variance with Final Budget Positive(Negative)
	Original	Final		
REVENUES				
Miscellaneous				
Donations	\$ 91,720	\$ 91,720	\$ 91,720	\$ -
Total Miscellaneous	<u>91,720</u>	<u>91,720</u>	<u>91,720</u>	<u>-</u>
Total Revenues	<u>91,720</u>	<u>91,720</u>	<u>91,720</u>	<u>-</u>
EXPENDITURES				
Public Works-Highway				
Maintenance CTHS Snow Remov	33,654	27,500	33,654	(6,154)
Total Public Works	<u>33,654</u>	<u>27,500</u>	<u>33,654</u>	<u>(6,154)</u>
Health and Human Services				
Public Health	9,220	9,220	9,220	-
Outpatient Clinic	27,500	27,500	27,500	-
Total Health and Human Services	<u>36,720</u>	<u>36,720</u>	<u>36,720</u>	<u>-</u>
Culture, Recreation and Education				
County Parks	21,346	27,500	21,346	6,154
Total Culture, Recreation and Education	<u>21,346</u>	<u>27,500</u>	<u>21,346</u>	<u>6,154</u>
Total Expenditures	<u>91,720</u>	<u>91,720</u>	<u>91,720</u>	<u>-</u>
Net change in fund balance	<u>\$ -</u>	<u>\$ -</u>	<u>-</u>	<u>\$ -</u>
Fund Balance-January 1			<u>-</u>	
Fund Balance-December 31			<u>\$ -</u>	

WOOD COUNTY, WISCONSIN

DEBT SERVICE FUND

Schedule of Revenues, Expenditures, and Changes in Fund Balance - Budget and Actual

For the Year Ended December 31, 2012

	Budgeted Amounts		Actual Amounts	Variance with Final Budget Positive(Negative)
	Original	Final		
REVENUES				
Taxes				
General Property Taxes	\$ 735,000	\$ 735,000	\$ 735,000	\$ -
Total Taxes	<u>735,000</u>	<u>735,000</u>	<u>735,000</u>	<u>-</u>
Miscellaneous				
Interest Revenue-Capital Projects	-	-	545	545
Donations	-	-	31,936	31,936
Total Miscellaneous	<u>-</u>	<u>-</u>	<u>32,481</u>	<u>32,481</u>
Total Revenues	<u>735,000</u>	<u>735,000</u>	<u>767,481</u>	<u>32,481</u>
EXPENDITURES				
Principal				
Pension	700,000	1,450,000	1,450,000	-
Total Principal	<u>700,000</u>	<u>1,450,000</u>	<u>1,450,000</u>	<u>-</u>
Interest and fiscal charges				
Pension	35,000	53,015	53,561	(546)
Paying Agent and Fiscal Charges	-	-	18,920	(18,920)
Total Interest and fiscal charges	<u>35,000</u>	<u>53,015</u>	<u>72,481</u>	<u>(19,466)</u>
Total Debt Service	<u>735,000</u>	<u>1,503,015</u>	<u>1,522,481</u>	<u>(19,466)</u>
Total Expenditures	<u>735,000</u>	<u>1,503,015</u>	<u>1,522,481</u>	<u>(19,466)</u>
Excess of Revenues Over (Under) Expenditures	<u>-</u>	<u>(768,015)</u>	<u>(755,000)</u>	<u>13,015</u>
Other Financing Sources (Uses):				
Issuance of Debt	-	-	755,000	755,000
Transfers in	-	-	186,164	186,164
Total Other Financing Uses	<u>-</u>	<u>-</u>	<u>941,164</u>	<u>941,164</u>
Net change in fund balance	<u>\$ -</u>	<u>\$ (768,015)</u>	186,164	<u>\$ 954,179</u>
Fund Balance-January 1			<u>62,302</u>	
Fund Balance-December 31			<u>\$ 248,466</u>	

WOOD COUNTY, WISCONSIN

CAPITAL PROJECTS FUND

Schedule of Revenues, Expenditures, and Changes in Fund Balance - Budget and Actual

For the Year Ended December 31, 2012

	Budgeted Amounts		Actual Amounts	Variance with Final Budget Positive(Negative)
	Original	Final		
REVENUES				
Investment Income				
Interest Revenue-Capital Projects	\$ -	\$ 2,607	\$ 2,062	\$ (545)
Total Investment Income	<u>-</u>	<u>2,607</u>	<u>2,062</u>	<u>(545)</u>
Miscellaneous				
Donations	-	133,932	120,588	(13,344)
Total Miscellaneous	<u>-</u>	<u>133,932</u>	<u>120,588</u>	<u>(13,344)</u>
Total Revenues	<u>-</u>	<u>136,539</u>	<u>122,650</u>	<u>(13,889)</u>
EXPENDITURES				
Capital Outlay				
Cap Projects-Radio	200,000	301,215	299,543	1,672
Cap Projects-Edgewater	-	2,810,490	351,018	2,459,472
Total Capital Outlay	<u>200,000</u>	<u>3,111,705</u>	<u>650,561</u>	<u>2,461,144</u>
Debt Service:				
Interest and fiscal charges	-	-	36,743	(36,743)
Total Debt Service	<u>-</u>	<u>-</u>	<u>36,743</u>	<u>(36,743)</u>
Total Expenditures	<u>200,000</u>	<u>3,111,705</u>	<u>687,304</u>	<u>2,424,401</u>
Excess of Revenues Over (Under) Expenditures	<u>(200,000)</u>	<u>(2,975,166)</u>	<u>(564,654)</u>	<u>2,410,512</u>
Other Financing Sources (Uses):				
Issuance of Debt	-	3,610,000	2,855,000	(755,000)
Transfers out	-	(227,176)	(186,164)	41,012
Total Other Financing Sources	<u>-</u>	<u>3,382,824</u>	<u>2,668,836</u>	<u>(713,988)</u>
Net change in fund balance	<u>\$ (200,000)</u>	<u>\$ 407,658</u>	<u>2,104,182</u>	<u>\$ 1,696,524</u>
Fund Balance-January 1			<u>363,457</u>	
Fund Balance-December 31			<u>\$ 2,467,639</u>	

WOOD COUNTY, WISCONSIN

INTERNAL SERVICE FUNDS

Internal service funds are used to account for the financing and services provided by one department or agency to other departments or agencies of the County or to other governmental units on a cost-reimbursement basis. During 2012, the County had the following internal service funds:

Workers Compensation Fund – to account for the cost of the County employees' self-insured workers' compensation coverage. Revenues are provided by fees charged to user departments.

Employee Health Plan Fund – to account for the cost of the County employees' self-insured health plan. Revenues are provided by fees charged to user departments and employee paid premiums based on actuarial evaluations.

Building Maintenance Fund – to account for the costs of maintenance, repairs and improvements to the following county owned buildings: courthouse and jail, courthouse annex, joint use building, sheriff lockup and Unified Services Center. Revenues are provided by rent charged to user departments.

Other Post-Employment Benefits (OPEB) – to account for the costs of the “pay-as-you-go” conversion of the value of employee sick leave to health coverage upon retirement. Revenues are provided by fees charged to user departments as a percentage of gross wages.

WOOD COUNTY, WISCONSIN
INTERNAL SERVICE FUNDS
Combining Statement of Net Position

December 31, 2012

	<u>Workers Compensation</u>	<u>Employee Health Plan</u>	<u>Building Maintenance</u>	<u>OPEB</u>	<u>Totals</u>
Assets					
Current Assets:					
Cash and temporary cash investments	\$ 25,379	\$ 8,243,693	\$ -	\$ -	\$ 8,269,072
Receivables:					
Due from other funds	1,084,342	-	629,453	-	1,713,795
Advances to Other Funds-current	-	-	68,272	-	68,272
Total Current Assets	<u>1,109,721</u>	<u>8,243,693</u>	<u>697,725</u>	<u>-</u>	<u>10,051,139</u>
Noncurrent Assets:					
Advances to Other Funds	-	-	225,295	-	225,295
Capital Assets:					
Land	-	-	848,479	-	848,479
Buildings	-	-	17,028,407	-	17,028,407
Machinery and equipment	-	-	165,806	-	165,806
Accumulated Depreciation	-	-	(8,603,610)	-	(8,603,610)
Total Capital Assets	<u>-</u>	<u>-</u>	<u>9,439,082</u>	<u>-</u>	<u>9,439,082</u>
Total Noncurrent Assets	<u>-</u>	<u>-</u>	<u>9,664,377</u>	<u>-</u>	<u>9,664,377</u>
Total Assets	<u>\$ 1,109,721</u>	<u>\$ 8,243,693</u>	<u>\$ 10,362,102</u>	<u>\$ -</u>	<u>\$ 19,715,516</u>
Liabilities					
Current Liabilities:					
Other current liabilities	\$ 233,341	\$ 534,130	\$ -	\$ -	\$ 767,471
Special deposits	-	-	4,200	-	4,200
Due to other funds	-	80,317	-	501,459	581,776
Unearned revenue	-	73,963	-	-	73,963
Total Current Liabilities	<u>233,341</u>	<u>688,410</u>	<u>4,200</u>	<u>501,459</u>	<u>1,427,410</u>
Total Liabilities	<u>233,341</u>	<u>688,410</u>	<u>4,200</u>	<u>501,459</u>	<u>1,427,410</u>
Net Position					
Net Investment in capital assets	-	-	9,439,082	-	9,439,082
Unrestricted	<u>876,380</u>	<u>7,555,283</u>	<u>918,820</u>	<u>(501,459)</u>	<u>8,849,024</u>
Total Net Position	<u>876,380</u>	<u>7,555,283</u>	<u>10,357,902</u>	<u>(501,459)</u>	<u>18,288,106</u>
Total Liabilities and Net Position	<u>\$ 1,109,721</u>	<u>\$ 8,243,693</u>	<u>\$ 10,362,102</u>	<u>\$ -</u>	<u>\$ 19,715,516</u>

WOOD COUNTY, WISCONSIN
INTERNAL SERVICE FUNDS
Combining Statement of Revenues, Expenses and
Changes in Fund Net Position

For the Year Ended December 31, 2012

	<u>Workers Compensation</u>	<u>Employee Health Plan</u>	<u>Building Maintenance</u>	<u>OPEB</u>	<u>Totals</u>
Operating Revenues					
Charges for services	\$ -	\$ 1,149,227	\$ -	\$ -	\$ 1,149,227
Intergovernmental charges for services	453,220	7,520,774	1,112,398	247,688	9,334,080
Miscellaneous	-	820,216	50,136	-	870,352
Total Operating Revenues	<u>453,220</u>	<u>9,490,217</u>	<u>1,162,534</u>	<u>247,688</u>	<u>11,353,659</u>
Operating Expenses					
Maintenance	-	-	824,790	-	824,790
Claims and administration	542,572	9,733,168	-	465,332	10,741,072
Depreciation	-	-	406,513	-	406,513
Total Operating Expenses	<u>542,572</u>	<u>9,733,168</u>	<u>1,231,303</u>	<u>465,332</u>	<u>11,972,375</u>
Operating Income (Loss)	<u>(89,352)</u>	<u>(242,951)</u>	<u>(68,769)</u>	<u>(217,644)</u>	<u>(618,716)</u>
Nonoperating Revenues (Expenses)					
Interest income	-	60,780	5,536	-	66,316
Gain (Loss) on disposal of assets	-	-	(19,642)	-	(19,642)
Total Nonoperating Revenues (Expenses)	<u>-</u>	<u>60,780</u>	<u>(14,106)</u>	<u>-</u>	<u>46,674</u>
Change in Net Position	(89,352)	(182,171)	(82,875)	(217,644)	(572,042)
Total Net Position-January 1	<u>965,732</u>	<u>7,737,454</u>	<u>10,440,777</u>	<u>(283,815)</u>	<u>18,860,148</u>
Total Net Position-December 31	<u>\$ 876,380</u>	<u>\$ 7,555,283</u>	<u>\$ 10,357,902</u>	<u>\$ (501,459)</u>	<u>\$ 18,288,106</u>

WOOD COUNTY, WISCONSIN
INTERNAL SERVICE FUNDS
Combining Statement of Cash Flows

For the Year Ended December 31, 2012

	Workers Compensation	Employee Health Plan	Building Maintenance	OPEB	Total
Increase (decrease) in cash and temporary cash investments					
Cash flows from operating activities					
Cash received from grants, customers, and third-party payers	\$ -	\$ 1,969,443	\$ 50,136	\$ -	\$ 2,019,579
Cash received from department charges	453,220	7,601,303	1,112,398	247,688	9,414,609
Cash paid to employees for services	(45,330)	-	(158,329)	-	(203,659)
Cash paid to suppliers for goods and services	(380,449)	(10,948,870)	(537,449)	(247,688)	(12,114,456)
Cash paid to interfund charges	(15,658)	-	(65,406)	-	(81,064)
Net cash provided (used) by operating activities	11,783	(1,378,124)	401,350	-	(964,991)
Cash flows from capital and related financing activities					
Additions to property and equipment	-	-	(236,349)	-	(236,349)
Long term advance to other funds	-	-	(170,537)	-	(170,537)
Net cash used for capital and related financing activities	-	-	(406,886)	-	(406,886)
Cash flows from investing activities					
Interest received	-	60,780	5,536	-	66,316
Net cash provided (used) by investing activities	-	60,780	5,536	-	66,316
Net increase (decrease) in cash	11,783	(1,317,344)	-	-	(1,305,561)
Cash and temporary cash investments balance at beginning of year	13,596	9,561,037	-	-	9,574,633
Cash and temporary cash investments balance at end of year	<u>\$ 25,379</u>	<u>\$ 8,243,693</u>	<u>\$ -</u>	<u>-</u>	<u>\$ 8,269,072</u>
Cash and temporary cash investments	<u>\$ 25,379</u>	<u>\$ 8,243,693</u>	<u>\$ -</u>	<u>-</u>	<u>\$ 8,269,072</u>
	<u>\$ 25,379</u>	<u>\$ 8,243,693</u>	<u>\$ -</u>	<u>-</u>	<u>\$ 8,269,072</u>
Reconciliation of operating income (loss) to net cash provided (used) by operating activities					
Operating income (loss)	\$ (89,352)	\$ (242,951)	\$ (68,769)	\$ (217,644)	\$ (618,716)
Adjustments to reconcile the excess (deficiency) of revenues over expenses to net cash provided by operating activities:					
Depreciation and amortization	-	-	406,513	-	406,513
Changes in operating assets and liabilities:					
Decrease (increase) in:					
Accounts receivable/due from other governments	1,987	88	-	-	2,075
Due from other funds	28,572	-	63,606	-	92,178
Increase (decrease) in:					
Due to other funds	-	(958,679)	-	217,644	(741,035)
Claims payable	70,576	(176,794)	-	-	(106,218)
Unearned revenue	-	212	-	-	212
Total adjustments	101,135	(1,135,173)	470,119	217,644	(346,275)
Net cash provided (used) by operating activities	<u>\$ 11,783</u>	<u>\$ (1,378,124)</u>	<u>\$ 401,350</u>	<u>\$ -</u>	<u>\$ (964,991)</u>

WOOD COUNTY, WISCONSIN

STATISTICAL SECTION

This part of Wood County's comprehensive annual financial report presents detailed information as a context for understanding what the information in the financial statements, note disclosures and required supplementary information says about Wood County's overall financial health:

Contents	Pages
<u>Financial Trends</u> These schedules contain trend information to help the reader understand how the county's financial performance and well-being have changed over time.	112-119
<u>Revenue Capacity</u> These schedules contain information to help the reader assess the county's most significant local revenue source, the property tax.	120-123
<u>Debt Capacity</u> These schedules present information to help the reader assess the affordability of the county's current levels of outstanding debt and the county's ability to issue additional debt in the future.	124-129
<u>Demographic and Economic Information</u> These schedules offer demographic and economic indicators to help the reader understand the environment within which the county's financial activities take place.	130-131
<u>Operating Information</u> These schedules contain service and infrastructure data to help the reader understand how the information in the county's financial report relates to the services that the county provides and the activities it performs.	132-137

Sources: Unless otherwise noted, the information in these schedules is derived from the comprehensive annual financial reports for the relevant year. The County implemented GASB Statement 34 in 2003; schedules presenting government-wide information include information beginning in that year.

WOOD COUNTY, WISCONSIN
NET POSITION BY COMPONENT
LAST TEN FISCAL YEARS

	As of December 31									
	2003	2004	2005	2006	2007	2008	2009	2010	2011	2012
Governmental activities										
Net Investment in capital assets	\$ 59,399,104	\$ 60,689,737	\$ 62,390,090	\$ 62,880,424	\$ 64,781,873	\$ 64,846,950	\$ 69,855,198	\$ 73,186,403	\$ 74,202,728	\$ 73,891,944
Unrestricted	10,754,151	10,488,340	11,120,026	11,786,461	12,277,928	12,301,412	13,987,931	15,199,883	17,897,835	17,903,057
Total governmental activities net position	70,153,255	71,178,077	73,510,116	74,666,885	77,059,801	77,148,362	83,843,129	88,386,286	92,100,563	91,795,001
Business type activities										
Net Investment in capital assets	7,433,863	6,944,021	7,540,850	7,421,462	7,286,963	7,053,232	6,935,524	6,393,193	5,752,008	5,413,428
Unrestricted	2,095,450	2,333,721	1,987,372	(1,758,023)	(56,191)	(1,883,816)	(1,903,402)	(2,058,353)	(1,709,379)	(1,225,109)
Total business-type activities net position	9,529,313	9,277,742	9,528,222	5,663,439	7,230,772	5,169,416	5,032,122	4,334,840	4,042,629	4,188,319
Total government										
Net Investment in capital assets	66,832,967	67,633,758	69,930,940	70,301,886	72,068,836	72,041,548	76,790,722	79,579,596	79,954,736	79,305,372
Restricted	-	-	-	-	-	-	-	-	-	-
Unrestricted	12,849,601	12,822,061	13,107,398	10,028,438	12,221,737	10,417,596	11,969,477	13,141,530	16,188,456	16,677,948
Total government net position	\$ 79,682,568	\$ 80,455,819	\$ 83,038,338	\$ 80,330,324	\$ 84,290,573	\$ 82,459,144	\$ 88,760,199	\$ 92,721,126	\$ 96,143,192	\$ 95,983,320

THIS PAGE LEFT BLANK INTENTIONALLY

WOOD COUNTY, WISCONSIN

CHANGES IN NET POSITION

LAST TEN FISCAL YEARS

(accrual basis of accounting)

	As of December 31									
	2003	2004	2005	2006	2007	2008	2009	2010	2011	2012
Expenses										
Governmental activities										
General government	\$ 5,332,036	\$ 5,391,770	\$ 5,761,576	\$ 6,159,282	\$ 6,667,268	\$ 6,611,832	\$ 7,059,274	\$ 8,175,605	\$ 8,298,856	\$ 9,104,830
Public safety	8,288,219	8,663,117	9,226,721	11,565,226	8,491,078	10,558,857	10,458,241	10,980,979	10,814,398	10,728,818
Public works	4,590,657	3,603,397	3,368,596	3,632,460	3,973,904	5,078,963	3,826,105	4,459,213	3,937,824	6,168,019
Health and social services	16,028,610	16,797,647	17,742,182	17,770,427	19,088,854	17,310,173	13,726,635	13,484,244	14,276,962	29,257,698
Culture, recreation and education	2,427,165	2,999,655	3,030,663	2,339,938	2,462,487	2,905,160	2,941,990	2,928,638	3,009,567	2,629,245
Conservation and development	3,712,498	2,606,864	1,711,960	1,412,975	1,552,033	1,484,838	1,615,457	1,682,469	1,636,016	1,751,417
Interest and fiscal charges	285,142	285,126	247,013	282,738	314,578	235,075	161,858	101,688	70,766	112,458
Total governmental activities	40,664,327	40,347,576	41,088,711	43,163,046	42,550,202	44,184,898	39,789,560	41,812,836	42,044,389	59,752,485
Business-type activities										
Edgewater Haven Nursing Home	6,201,566	6,564,053	6,555,967	7,172,471	7,593,152	7,863,816	7,487,469	7,570,963	7,129,589	7,123,763
Unified Services Board	19,053,254	19,641,495	20,580,597	22,413,344	23,584,813	24,842,492	17,556,235	16,117,593	15,855,575	-
Highway	2,726,551	2,796,770	5,853,927	5,616,040	4,795,522	5,656,332	4,894,064	5,751,158	6,668,672	6,297,118
Total business-type activities	27,981,371	29,002,318	32,990,491	35,201,855	35,973,487	38,362,640	29,937,768	29,439,714	29,653,836	13,420,881
Total expenses	\$ 68,645,698	\$ 69,349,894	\$ 74,079,202	\$ 78,364,901	\$ 78,523,689	\$ 82,547,538	\$ 69,727,328	\$ 71,252,550	\$ 71,698,225	\$ 73,173,366
Program Revenues										
Governmental activities										
Charges for services										
General government	\$ 2,430,271	\$ 2,233,519	\$ 2,186,892	\$ 2,665,159	\$ 2,878,510	\$ 2,705,530	\$ 3,040,902	\$ 3,023,629	\$ 3,116,755	\$ 3,058,370
Public safety	535,422	452,753	575,806	557,941	809,520	879,857	860,191	608,500	559,647	617,611
Public works	-	337,245	394,952	418,206	272,725	421,028	356,360	345,036	348,857	275,255
Health and social services	432,302	486,900	434,745	374,388	529,224	406,440	531,797	419,072	649,678	9,012,122
Culture, recreation and education	518,306	662,710	676,631	492,177	633,757	904,155	633,728	841,901	665,204	915,686
Conservation and development	298,074	301,475	318,440	284,753	332,860	226,973	227,607	232,738	316,517	288,290
	4,214,375	4,474,602	4,587,466	4,792,624	5,456,596	5,543,983	5,650,585	5,470,876	5,656,658	14,167,334
Operating Grants and Contributions										
General government	539,498	546,997	1,259,400	803,596	1,716,413	633,455	618,561	677,011	572,465	595,531
Public safety	486,607	704,178	952,378	324,834	402,465	419,300	358,615	472,421	633,863	366,899
Public works	1,642,232	1,286,350	1,249,822	1,587,731	1,295,972	1,817,838	5,049,155	2,074,582	1,790,041	1,614,551
Health and human services	11,861,937	12,426,195	12,389,296	12,606,138	13,201,844	12,540,447	10,361,189	8,906,156	9,515,136	11,068,137
Culture, recreation and education	173,783	402,930	297,917	301,708	209,933	279,839	176,940	274,037	229,021	372,226
Conservation and development	2,662,515	1,475,580	875,137	555,608	444,246	705,498	388,170	738,903	641,873	502,465
Capital Grants & Contributions Public Safety	-	-	-	-	233,483	-	-	-	-	-
	17,366,572	16,842,230	17,023,950	16,179,615	17,504,356	16,396,377	16,952,630	13,143,110	13,382,399	14,519,809
Capital grants and contributions	-	-	-	-	-	-	-	3,026,183	365,175	737,233
Total governmental activities	21,580,947	21,316,832	21,611,416	20,972,239	22,960,952	21,940,360	22,603,215	21,640,169	19,404,232	29,424,376
Business-type activities										
Charges for services										
Edgewater Haven Nursing Home	5,552,651	6,051,145	6,311,715	6,424,608	6,714,475	7,435,362	6,735,851	6,343,997	6,042,600	5,729,425
Unified Services Board	7,196,648	7,031,380	6,766,994	4,402,153	6,689,885	6,846,165	9,440,174	7,349,374	8,405,663	-
Highway	2,810,758	2,782,578	5,149,126	5,037,000	4,445,367	5,664,595	4,810,096	5,382,239	6,682,936	6,598,145
	15,560,057	15,865,103	18,227,835	15,863,761	17,849,727	19,946,122	20,986,121	19,075,610	21,131,199	12,327,570

Operating grants and contributions										
Edgewater Haven Nursing Home	-	2,470	17,605	15,433	12,830	42,905	92,174	11,020	18,899	12,617
Unified Services Board	6,707,426	6,384,620	8,249,846	9,086,905	9,873,993	11,524,338	2,821,480	3,381,312	3,449,222	-
Highway	-	-	69,727	15,863	7,910	63,466	21,820	21,056	31,732	296,189
	<u>6,707,426</u>	<u>6,387,090</u>	<u>8,337,178</u>	<u>9,118,201</u>	<u>9,894,733</u>	<u>11,630,709</u>	<u>2,935,474</u>	<u>3,413,388</u>	<u>3,499,853</u>	<u>308,806</u>
Capital grants and contributions										
	34,958	-	-	-	-	-	-	-	-	350,618
Total business-type activities										
	<u>22,302,441</u>	<u>22,252,193</u>	<u>26,565,013</u>	<u>24,981,962</u>	<u>27,744,460</u>	<u>31,576,831</u>	<u>23,921,595</u>	<u>22,488,998</u>	<u>24,631,052</u>	<u>12,986,994</u>
Total Program revenues										
	<u>\$ 43,883,388</u>	<u>\$ 43,569,025</u>	<u>\$ 48,176,429</u>	<u>\$ 45,954,201</u>	<u>\$ 50,705,412</u>	<u>\$ 53,517,191</u>	<u>\$ 46,524,810</u>	<u>\$ 44,129,167</u>	<u>\$ 44,035,284</u>	<u>\$ 42,411,370</u>
Net (expense) revenue										
Governmental activities	\$ (19,083,380)	\$ (19,030,744)	\$ (19,477,295)	\$ (22,190,807)	\$ (19,589,250)	\$ (22,244,538)	\$ (17,186,345)	\$ (20,172,667)	\$ (22,640,157)	\$ (30,328,109)
Business-type activities	(5,678,930)	(6,750,125)	(6,425,478)	(10,219,893)	(8,229,027)	(6,785,809)	(6,016,173)	(6,950,716)	(5,022,784)	(433,887)
Total	<u>(24,762,310)</u>	<u>(25,780,869)</u>	<u>(25,902,773)</u>	<u>(32,410,700)</u>	<u>(27,818,277)</u>	<u>(29,030,347)</u>	<u>(23,202,518)</u>	<u>(27,123,383)</u>	<u>(27,662,941)</u>	<u>(30,761,996)</u>
General revenues and other changes in net position										
Governmental activities										
Property taxes	14,031,965	10,725,960	12,206,991	14,339,867	15,622,582	15,246,690	16,037,359	15,942,672	16,078,809	21,755,998
County sales tax	-	4,041,000	4,657,668	4,414,554	5,078,855	4,869,216	4,599,683	4,534,415	4,720,786	5,013,638
Grants and contributions not restricted to specific programs										
Payments in lieu of taxes	4,183,555	3,891,943	3,867,301	3,979,300	4,092,941	4,010,034	2,227,016	3,981,715	3,882,459	3,144,803
Unrestricted investment earnings	182,382	181,948	7,450	8,433	10,293	11,551	12,254	13,397	13,603	13,221
Transfers	359,104	238,006	385,964	759,924	873,707	765,973	247,174	180,861	128,405	116,902
Total governmental activities	<u>305,554</u>	<u>797,930</u>	<u>953,791</u>	<u>(154,502)</u>	<u>(3,696,212)</u>	<u>161,604</u>	<u>616,260</u>	<u>62,764</u>	<u>1,530,373</u>	<u>(273,101)</u>
	<u>19,062,560</u>	<u>19,876,787</u>	<u>22,079,165</u>	<u>23,347,576</u>	<u>21,982,166</u>	<u>25,065,068</u>	<u>23,739,746</u>	<u>24,715,824</u>	<u>26,354,435</u>	<u>29,771,461</u>
Business-type activities										
Property taxes	6,625,720	7,475,263	7,359,917	6,200,608	6,100,148	6,877,052	6,347,177	6,316,198	6,260,946	557,561
Transfers	(305,554)	(797,930)	(953,791)	154,502	3,696,212	(161,604)	(616,260)	(62,764)	(1,530,373)	273,101
	<u>6,320,166</u>	<u>6,677,333</u>	<u>6,406,126</u>	<u>6,355,110</u>	<u>9,796,360</u>	<u>6,715,448</u>	<u>5,730,917</u>	<u>6,253,434</u>	<u>4,730,573</u>	<u>830,662</u>
Total general revenues and transfers										
	<u>25,382,726</u>	<u>26,554,120</u>	<u>28,485,291</u>	<u>29,702,686</u>	<u>31,778,526</u>	<u>31,780,516</u>	<u>29,470,663</u>	<u>30,969,258</u>	<u>31,085,008</u>	<u>30,602,123</u>
Change in net position										
Governmental activities	(20,820)	846,043	2,601,870	1,156,769	2,392,916	2,820,530	6,553,401	4,543,157	3,714,278	(556,648)
Business-type activities	641,236	(72,792)	(19,352)	(3,864,783)	1,567,333	(70,361)	(285,256)	(697,282)	(292,211)	396,775
Total	<u>\$ 620,416</u>	<u>\$ 773,251</u>	<u>\$ 2,582,518</u>	<u>\$ (2,708,014)</u>	<u>\$ 3,960,249</u>	<u>\$ 2,750,169</u>	<u>\$ 6,268,145</u>	<u>\$ 3,845,875</u>	<u>\$ 3,422,067</u>	<u>\$ (159,873)</u>

SOURCE: Annual audited financial statements for Wood County

NOTE: The County implemented GASB Statement 34 in 2003; schedules presenting government-wide information include information beginning in that year.

WOOD COUNTY, WISCONSIN
GOVERNMENTAL ACTIVITIES TAX REVENUE BY SOURCE
LAST TEN FISCAL YEARS
 (accrual basis of accounting)

Year	Property Tax	Sales Tax	Other Taxes	Total
2003	14,031,965	-	182,382	14,214,347
2004	10,725,960	4,041,000	181,948	14,948,908
2005	12,206,991	4,657,668	7,450	16,872,109
2006	14,339,867	4,414,554	8,433	18,762,854
2007	15,622,582	5,078,855	10,293	20,711,730
2008	15,246,690	4,869,216	11,551	20,127,457
2009	16,037,359	4,599,683	12,254	20,649,296
2010	15,942,672	4,534,415	13,397	20,490,484
2011	16,078,809	4,720,786	13,603	20,813,198
2012	21,755,998	5,013,638	13,221	26,782,857

SOURCE: Annual audited financial statements for Wood County

NOTE: The County implemented GASB Statement 34 in 2003;
 schedules presenting government-wide information include
 information beginning in that year.

WOOD COUNTY, WISCONSIN
FUND BALANCES OF GOVERNMENTAL FUNDS
LAST TEN FISCAL YEARS
(modified accrual basis of accounting)

	As of December 31									
	2003	2004	2005	2006	2007	2008	2009	2010	2011	2012
General fund										
Reserved	\$ 25,983	\$ 21,890	\$ 224,341	\$ 250,724	\$ 333,108	\$ 989,105	\$ 1,241,926	\$ 976,985	\$ -	
Unreserved	10,485,930	9,217,625	7,671,117	8,555,371	8,028,202	9,076,634	9,065,355	8,944,738	-	
Nonspendable										
Prepays and inventory									281,641	335,281
Committed									663,721	919,985
Assigned									643,004	1,269,988
Unassigned									11,097,990	11,084,576
Total general fund	<u>\$ 10,511,913</u>	<u>\$ 9,239,515</u>	<u>\$ 7,895,458</u>	<u>\$ 8,806,095</u>	<u>\$ 8,361,310</u>	<u>\$ 10,065,739</u>	<u>\$ 10,307,281</u>	<u>\$ 9,921,723</u>	<u>\$ 12,686,356</u>	<u>\$ 13,609,830</u>
All other governmental funds										
Reserved										
Special revenue funds	\$ 48,979	\$ 83,632	\$ 76,473	\$ 104,817	\$ 113,155	\$ 106,677	\$ 115,052	\$ 133,369	\$ -	
Debt service fund	47,580	-	-	62,302	62,303	62,302	62,302	62,302	-	
Unreserved										
Capital Projects	302,593	226,144		1,453,642	300,159	141,366	9,251	3,100	-	
Special revenue funds	1,205,171	1,326,453	1,677,313	1,843,548	1,485,641	2,150,713	2,079,205	1,708,464	-	
Nonspendable										
Prepays and inventory										97,316
Assigned										
Special revenue funds									1,603,655	1,209,279
Debt service fund									62,302	248,466
Capital Projects									363,457	2,467,639
Unassigned									-	(935,273)
Total of all other governmental funds	<u>\$ 1,604,323</u>	<u>\$ 1,636,229</u>	<u>\$ 1,753,786</u>	<u>\$ 3,464,309</u>	<u>\$ 1,961,258</u>	<u>\$ 2,461,058</u>	<u>\$ 2,265,810</u>	<u>\$ 1,907,235</u>	<u>\$ 2,029,414</u>	<u>\$ 3,087,427</u>
Total governmental funds	<u>\$ 12,116,236</u>	<u>\$ 10,875,744</u>	<u>\$ 9,649,244</u>	<u>\$ 12,270,404</u>	<u>\$ 10,322,568</u>	<u>\$ 12,526,797</u>	<u>\$ 12,573,091</u>	<u>\$ 11,828,958</u>	<u>\$ 14,715,770</u>	<u>\$ 16,697,257</u>

SOURCE: Annual audited financial statements for Wood County

WOOD COUNTY, WISCONSIN
CHANGES IN FUND BALANCES OF GOVERNMENTAL FUNDS
LAST TEN FISCAL YEARS
(modified accrual basis of accounting)

	As of December 31									
	2003	2004	2005	2006	2007	2008	2009	2010	2011	2012
Revenues										
Taxes	\$ 14,602,067	\$ 15,400,123	\$ 17,316,020	\$ 19,198,832	\$ 20,860,765	\$ 20,379,721	\$ 21,122,172	\$ 20,902,892	\$ 21,279,906	\$ 27,442,439
Intergovernmental	21,114,021	20,083,709	19,636,120	19,369,529	19,896,645	19,645,614	18,854,893	16,610,845	16,889,640	17,102,769
Public charges for services	2,032,674	1,943,145	1,979,962	1,736,189	2,023,164	2,323,906	2,112,711	2,435,133	2,427,826	11,158,153
Regulation and compliance	595,778	498,597	564,094	609,731	690,504	621,338	583,661	590,580	698,930	633,686
Intergovernmental charges for services	895,750	1,219,377	1,424,006	1,685,075	1,615,981	3,887,603	1,567,056	1,201,769	1,252,581	1,471,259
Investment income	329,822	256,061	425,214	801,182	906,998	561,482	253,717	183,666	110,836	123,012
Miscellaneous	425,823	595,161	576,004	488,797	514,689	785,651	359,437	3,596,108	852,537	1,575,436
Total revenues	39,995,935	39,996,173	41,921,420	43,889,335	46,508,746	48,205,315	44,853,647	45,520,993	43,512,256	59,506,754
Expenditures										
Current										
General government	5,450,994	5,432,147	5,719,595	5,869,762	6,022,466	6,068,988	6,191,798	6,394,819	7,154,456	7,436,332
Public safety	8,624,504	8,913,921	9,366,357	9,656,302	10,107,777	10,343,274	10,638,047	10,896,388	10,815,207	10,440,536
Public works	4,153,052	4,172,526	4,089,029	5,168,310	3,549,533	7,129,787	8,278,329	8,270,525	5,159,251	5,744,251
Health and human services	16,312,996	17,478,997	17,647,414	17,847,222	18,916,113	17,337,235	13,987,047	14,665,274	14,170,040	28,797,883
Culture, recreation and education	2,406,402	2,970,536	3,026,740	2,553,004	2,693,820	2,747,703	2,942,486	3,112,954	3,091,611	2,929,264
Conservation and development	3,769,213	2,652,544	1,710,934	1,426,602	1,551,123	1,471,360	1,670,340	1,719,450	1,627,006	1,738,303
Capital outlay	206,843	76,449	222,872	1,703,480	1,041,903	158,793	132,115	6,151	389,643	650,561
Debt Service										
Principal retirement	677,974	805,832	904,692	899,553	1,760,000	1,865,000	1,625,000	700,000	700,000	1,450,000
Interest and fiscal charges	296,835	264,678	240,504	256,923	310,450	242,850	168,250	101,500	70,000	109,224
Total expenditures	41,898,813	42,767,630	42,928,137	45,381,158	45,953,185	47,364,990	45,633,412	45,867,061	43,177,214	59,296,354
Excess of revenues over (under) expenditures	(1,902,878)	(2,771,457)	(1,006,717)	(1,491,823)	555,561	840,325	(779,765)	(346,068)	335,042	210,400
Other Financing Sources (Uses)										
Issuance of debt	4,800,000	-	-	3,150,000	-	-	-	-	750,000	3,610,000
Capital leases	48,096	41,837	30,003	104,552	22,019	34,376	30,512	33,366	16,419	-
Payments on refinancing debt	(4,781,967)	-	-	-	-	-	-	-	-	-
Operating transfers in	1,774,599	6,285,094	6,014,175	5,674,521	5,572,601	5,743,314	6,484,682	4,885,905	2,556,652	1,114,727
Operating transfers out	(1,419,045)	(4,795,966)	(5,060,384)	(4,719,921)	(8,098,017)	(5,423,772)	(5,689,135)	(5,317,336)	(771,301)	(1,315,605)
Total other financing sources (uses)	421,683	1,530,965	983,794	4,209,152	(2,503,397)	353,918	826,059	(398,065)	2,551,770	3,409,122
Net changes in fund balances	\$ (1,481,195)	\$ (1,240,492)	\$ (22,923)	\$ 2,717,329	\$ (1,947,836)	\$ 1,194,243	\$ 46,294	\$ (744,133)	\$ 2,886,812	\$ 3,619,522
Debt service as a percentage of noncapital expenditures	2.41%	2.67%	2.87%	2.77%	5.06%	4.62%	4.57%	2.01%	1.94%	2.74%

WOOD COUNTY, WISCONSIN
GENERAL GOVERNMENTAL TAX REVENUE BY SOURCE
LAST TEN FISCAL YEARS
(modified accrual basis of accounting)

Year	Property Tax	Sales Tax	Other Taxes	Total
2003	14,031,965	-	570,102	14,602,067
2004	10,725,960	4,041,000	633,163	15,400,123
2005	12,206,991	4,657,668	451,361	17,316,020
2006	14,339,867	4,414,554	444,411	19,198,832
2007	15,292,847	5,078,855	489,063	20,860,765
2008	15,141,069	4,869,216	369,436	20,379,721
2009	15,999,539	4,599,683	522,950	21,122,172
2010	15,873,741	4,534,414	494,737	20,902,892
2011	16,017,246	4,720,786	541,874	21,279,906
2012	21,801,912	5,013,638	626,889	27,442,439

SOURCE: Annual audited financial statements for Wood County

WOOD COUNTY, WISCONSIN
PROPERTY VALUES
LAST TEN FISCAL YEARS
(UNAUDITED)

Table II a

PROPERTY VALUE (1) (A)	2003		2004		2005		2006		2007	
	VALUE	PERCENT	VALUE	PERCENT	VALUE	PERCENT	VALUE	PERCENT	VALUE	PERCENT
REAL ESTATE:										
RESIDENTIAL	\$ 2,338,684,100	63.93 %	\$ 2,505,846,100	63.40 %	\$ 2,602,964,300	63.61 %	\$ 2,821,655,800	64.61 %	\$ 2,944,186,100	64.63 %
COMMERCIAL	569,447,400	15.57	668,576,500	16.92	707,759,900	17.30	748,025,000	17.13	789,931,400	17.34
MANUFACTURING	250,389,800	6.84	248,567,400	6.29	248,948,100	6.08	223,271,300	5.11	212,033,700	4.65
AGRICULTURAL	20,025,200	0.55	19,993,800	0.51	19,981,600	0.49	20,243,000	0.46	21,814,500	0.48
SWAMP & WASTE	43,273,300	1.18	26,400,600	0.67	27,564,900	0.67	34,340,600	0.79	36,380,300	0.80
FOREST	128,462,600	3.51	152,177,200	3.85	150,302,900	3.67	183,620,700	4.20	202,300,400	4.44
OTHER	134,629,800	3.68	133,678,600	3.38	142,062,500	3.47	144,051,700	3.30	149,551,000	3.28
	\$ 3,484,912,200	95.27 %	\$ 3,755,240,200	95.02 %	\$ 3,899,584,200	95.30 %	\$ 4,175,208,100	95.60 %	\$ 4,356,197,400	95.63 %
PERSONAL PROPERTY	\$ 173,151,950	4.73 %	\$ 196,908,150	4.98 %	\$ 192,489,700	4.70 %	\$ 192,005,600	4.40 %	\$ 199,234,750	4.37 %
TOTAL PROPERTY VALUE	\$ 3,658,064,150	100.00 %	\$ 3,952,148,350	100.00 %	\$ 4,092,073,900	100.00 %	\$ 4,367,213,700	100.00 %	\$ 4,555,432,150	100.00 %
Reduced by Tax Incremental District (TID) values	24,785,500		30,739,400		52,776,950		65,541,750		68,558,600	
TOTAL EQUALIZED VALUE	\$ 3,633,278,650		\$ 3,921,408,950		\$ 4,039,296,950		\$ 4,301,671,950		\$ 4,486,873,550	
Total tax rate based on equalized values per	5.8642		5.8815		4.9972		4.9889		4.9612	
PROPERTY VALUE (1) (A)	2008	2009	2010	2011	2012					
	VALUE	PERCENT	VALUE	PERCENT	VALUE	PERCENT	VALUE	PERCENT	VALUE	PERCENT
REAL ESTATE:										
RESIDENTIAL	\$ 3,022,492,350	64.43 %	\$ 2,995,307,800	64.32 %	\$ 2,989,361,700	63.55 %	\$ 3,020,172,900	64.28 %	\$ 2,984,642,800	64.15 %
COMMERCIAL	836,104,200	17.82	820,903,600	17.63	874,220,700	18.58	879,080,800	18.71	880,001,400	18.91
MANUFACTURING	223,101,500	4.76	214,594,900	4.61	210,063,900	4.47	210,748,100	4.49	218,236,000	4.69
AGRICULTURAL	22,786,800	0.49	22,855,800	0.49	22,703,900	0.48	22,271,200	0.47	22,256,600	0.48
SWAMP & WASTE	38,343,600	0.82	44,058,000	0.95	44,395,000	0.94	42,023,600	0.89	37,933,400	0.82
FOREST	196,592,700	4.19	217,039,800	4.66	220,415,900	4.69	194,946,300	4.15	190,641,800	4.10
OTHER	153,617,500	3.27	158,446,000	3.40	156,810,100	3.33	148,334,500	3.16	134,141,500	2.88
	\$ 4,493,038,650	95.77 %	\$ 4,473,205,900	96.05 %	\$ 4,517,971,200	96.04 %	\$ 4,517,577,400	96.15 %	\$ 4,467,853,500	96.02 %
PERSONAL PROPERTY	\$ 198,283,750	4.23 %	\$ 184,012,850	3.95 %	\$ 186,239,000	3.96 %	\$ 180,677,700	3.85 %	\$ 185,053,400	3.98 %
TOTAL PROPERTY VALUE	\$ 4,691,322,400	100.00 %	\$ 4,657,218,750	100.00 %	\$ 4,704,210,200	100.00 %	\$ 4,698,255,100	100.00 %	\$ 4,652,906,900	100.00 %
Reduced by Tax Incremental District (TID) values	82,433,250		77,856,100		107,489,150		106,699,850		112,633,650	
TOTAL EQUALIZED VALUE	\$ 4,608,889,150		\$ 4,579,362,650		\$ 4,596,721,050		\$ 4,591,555,250		\$ 4,540,273,250	
Total tax rate based on equalized values per	4.9301		4.8568		4.8606		4.8599			

SOURCE: (1) Wisconsin Department of Revenue, Bureau of Property Tax, Statistical Report of Property Valuations

NOTE: (A) Property values are reduced by the increment value of the tax increment districts (TID).
(B) Total Levy divided by total equalized valuation times 1,000 represents a composite of the levy rates including and excluding library levy rate

WOOD COUNTY, WISCONSIN
TWENTY PRINCIPAL TAXPAYERS
 2012 AND NINE YEARS PRIOR
 (UNAUDITED)

Table II b

TAXPAYER	2012			2003 (B)		
	EQUALIZED VALUE	Rank	PERCENTAGE OF TOTAL EQUALIZED VALUE (A)	EQUALIZED VALUE	Rank	PERCENTAGE OF TOTAL EQUALIZED VALUE (A)
MARSHFIELD CLINIC	\$ 147,972,565	1	3.2191 %	\$ 4,751,227	18	0.1436 %
NEWPAGE	103,516,167	2	2.2520	173,060,567	1	5.2300
DOMTAR, A W CORP	42,335,309	3	0.9210	54,680,086	2	1.6525
OCEAN SPRAY CRANBERRIES	17,785,792	4	0.3869	-		-
PLUM CREEK TIMBERLANDS	15,885,000	5	0.3456	13,927,795	3	0.4209
RAPIDS WAREHOUSE INC	14,591,716	6	0.3174	12,982,230	5	0.3923
WAYNE GARDNER	14,163,550	7	0.3081	7,795,767	11	0.2356
WAL-MART STORES	12,254,976	8	0.2666	11,747,072	7	0.3550
ASPIRUS	10,805,487	9	0.2351	-		-
WISCONSIN RAPIDS REAL ESTATE	10,073,910	10	0.2192	-		-
ERCO WORLDWIDE INC	9,963,864	11	0.2168	-		-
RENAISSANCE	9,778,712	12	0.2127	10,568,126	9	0.3194
MARSHFIELD DOOR SYSTEMS	9,659,212	13	0.2101	13,041,591	4	0.3941
VEOLIA CRANBERRY CREEK	9,642,035	14	0.2098	-		-
MIDWEST COLD STORAGE	9,590,977	15	0.2086	-		-
GLACIAL LAKE CRANBERRIES	9,304,600	16	0.2024	5,052,006	17	0.1527
SC SWIDERSKI LLC	9,052,612	17	0.1969	-		-
SHOPKO	9,014,767	18	0.1961	-		-
WR COLD STORAGE	7,327,380	19	0.1594	-		-
SECURITY HEALTH PLAN	6,758,718	20	0.1470	-		-
NORTHLAND CRANBERRIES	-		-	11,680,703	8	0.3530
WICK BUILDING SYSTEMS INC	-		-	9,701,802	10	0.2932
AMERICOLD CORP	-		-	6,219,387	14	0.1880
MARSHFIELD HEALTH RESOURCES	-		-	5,524,420	15	0.1670
ROEL	-		-	5,430,651	16	0.1641
BADGER HOUSING ASSOICATES	-		-	12,807,610	6	0.3871
RIVERVIEW HOSPITAL ASSOCIATION	-		-	6,575,357	12	0.1987
WAREHOUSE SPACE DEVELOPERS	-		-	6,339,480	13	0.1916
DAYTON HUDSON	-		-	4,614,481	19	0.1395
ST. JOSEPH HOSPITAL	-		-	4,325,671	20	0.1307
TOTAL	\$ 479,477,349		11.1463 %	\$ 380,826,029		11.5088 %

Source: Wood County Treasurer's Office

Note:

(A) Total equalized value of \$470,895,682 includes tax increment districts (TID).

(B) Information not available for years prior.

WOOD COUNTY, WISCONSIN
EQUALIZED VALUE OF TAXABLE PROPERTY
LAST TEN FISCAL YEARS
(UNAUDITED)

Table II c

LEVY YEAR	SETTLEMENT YEAR	TOTAL EQUALIZED VALUE (A)	PERCENT CHANGE	INCREMENT VALUE OF TAX INCREMENT DISTRICTS (TID)	TOTAL EQUALIZED VALUE MINUS TIDS (B)	PERCENT CHANGE
2002	2003	3,538,510,800	4.18	20,512,050	3,517,998,750	6.32
2003	2004	3,657,193,500	3.35	23,914,850	3,633,278,650	3.28
2004	2005	3,954,701,300	8.13	33,292,350	3,921,408,950	7.93
2005	2006	4,092,073,900	3.47	52,776,950	4,039,296,950	3.01
2006	2007	4,367,213,700	6.72	65,541,750	4,301,671,950	6.50
2007	2008	4,560,800,700	4.43	73,927,150	4,486,873,550	4.31
2008	2009	4,692,153,900	2.88	83,264,750	4,608,889,150	2.72
2009	2010	4,664,465,100	-0.59	85,102,450	4,579,362,650	(0.64)
2010	2011	4,704,210,200	0.85	107,489,150	4,596,721,050	0.38
2011	2012	4,698,255,100	-0.13	106,699,850	4,591,555,250	(0.11)

SOURCE: Wisconsin Department of Revenue, Bureau of Property Tax, Statistical Report of Property Valuations

NOTES: (A) Due to varying assessment policies in the municipalities, the County uses equalized value of taxable property for tax levy purposes. The equalized value ratios are determined by the Wisconsin Department of Revenue, Bureau of Property Tax.

(B) Equalized values are reduced by the increment value of tax increment districts (TID) for apportioning the County tax levy.

WOOD COUNTY, WISCONSIN
PROPERTY TAX LEVIES AND COLLECTIONS
LAST ELEVEN FISCAL YEARS (A)
(UNAUDITED)

Table II d

LEVY YEAR	SETTLEMENT YEAR	TOTAL TAX LEVY (B)	AS OF DECEMBER 31 OF SETTLEMENT YEAR		CUMULATIVE AS OF DECEMBER 31, 2012 (C)		
			AMOUNT COLLECTED	PERCENT COLLECTED	AMOUNT COLLECTED	AMOUNT DELINQUENT	PERCENT COLLECTED
2002	2003	20,691,180	19,779,726	95.5950	20,691,125	55	99.9997
2003	2004	18,156,212	17,339,763	95.5032	18,156,157	55	99.9997
2004	2005	19,564,605	18,559,895	94.8647	19,516,282	48,323	99.7530
2005	2006	20,632,701	19,637,850	95.1783	20,582,380	50,321	99.7561
2006	2007	21,341,443	20,458,905	95.8647	21,287,346	54,097	99.7465
2007	2008	22,120,784	20,912,606	94.5383	22,074,039	46,745	99.7887
2008	2009	22,384,342	21,107,928	94.2977	22,266,313	118,029	99.4727
2009	2010	22,258,674	20,720,545	93.0898	21,775,126	483,548	97.8276
2010	2011	22,339,580	20,801,451	93.1148	21,506,187	833,393	96.2694
2011	2012	22,313,366	20,775,237	93.1067	20,945,994	1,367,372	93.8720

SOURCE: Annual audited financial statements and adopted budgets for Wood County

NOTES: (A) Wisconsin Statute 75.20 allows tax certificates to be carried for eleven years.

(B) The tax for levy year 2013 is \$22,072,934

(C) Totals do not include \$109,303 due on tax deed parcels, \$3,611 due on tax deeded special assessments and \$47,066 on delinquent special assessments.

WOOD COUNTY, WISCONSIN
RATIO OF OUTSTANDING DEBT TO EQUALIZED VALUE
AND DEBT PER CAPITA
LAST TEN FISCAL YEARS
 (UNAUDITED)

Table III a

YEAR ENDING DECEMBER 31	ESTIMATED POPULATION (1)	EQUALIZED VALUE (B)	OUTSTANDING DEBT	PERCENT OF DEBT TO EQUALIZED VALUE	DEBT PER CAPITA
2003	75,179	3,633,278,650	7,428,966	0.2045	98.82
2004	75,164	3,921,408,950	6,406,995	0.1634	85.24
2005	74,981	4,039,296,950	5,330,673	0.1320	71.09
2006	74,603	4,301,671,950	7,350,000	0.1709	98.52
2007	74,465	4,486,873,550	5,590,000	0.1246	75.07
2008	74,519	4,608,889,150	3,725,000	0.0808	49.99
2009	74,627	4,579,362,650	2,100,000	0.0459	28.14
2010 (A)	74,807	4,596,721,050	1,400,000	0.0305	18.71
2011	74,785	4,591,555,250	1,450,000	0.0316	19.39
2012	74,587	4,540,273,250	3,610,000	0.0795	48.40

SOURCE: (1) Wisconsin Department of Administration, Demographic Service Center

NOTES: (A) 2010 Census data

(B) Equalized values are reduced by the increment value of the tax increment districts (TID).

WOOD COUNTY, WISCONSIN
LEGAL DEBT MARGIN INFORMATION
 LAST TEN FISCAL YEARS
 (UNAUDITED)

Table III b

	2003	2004	2005	2006	2007	2008	2009	2010	2011	2012
Equalized Value of Real and Personal Property	<u>\$ 3,633,278,650</u>	<u>\$ 3,921,408,950</u>	<u>\$ 4,039,296,950</u>	<u>\$ 4,301,671,950</u>	<u>\$ 4,486,873,550</u>	<u>\$ 4,608,889,150</u>	<u>\$ 4,579,362,650</u>	<u>\$ 4,596,721,050</u>	<u>\$ 4,591,555,250</u>	<u>\$ 4,540,273,250</u>
Debt Limit, 5% of Equalized Valuation (Wisconsin Statutory Limitation)	\$ 181,663,933	\$ 196,070,448	\$ 201,964,848	\$ 215,083,598	\$ 224,343,678	\$ 230,444,458	\$ 228,968,133	\$ 229,836,053	\$ 229,577,763	\$ 227,013,663
Amount of Debt Applicable to Debt Limitation:										
General Obligation Promissory Notes	7,935,000	6,750,000	5,505,000	7,350,000	5,590,000	3,725,000	2,100,000	1,400,000	1,450,000	3,610,000
Less: Debt Service Funds	<u>47,580</u>	<u>-</u>	<u>-</u>	<u>62,302</u>	<u>62,303</u>	<u>62,302</u>	<u>62,302</u>	<u>62,302</u>	<u>62,302</u>	<u>248,466</u>
Total Amount of Debt Applicable to Debt Margin	7,887,420	6,750,000	5,505,000	7,287,698	5,527,697	3,662,698	2,037,698	1,337,698	1,387,698	3,361,534
Legal Debt Margin (Debt Capacity)	<u>\$ 173,776,513</u>	<u>\$ 189,320,448</u>	<u>\$ 196,459,848</u>	<u>\$ 207,795,900</u>	<u>\$ 218,815,981</u>	<u>\$ 226,781,760</u>	<u>\$ 226,930,435</u>	<u>\$ 228,498,355</u>	<u>\$ 228,190,065</u>	<u>\$ 223,652,129</u>
Percentage of Debt Capacity Used	4.34%	3.44%	2.73%	3.39%	2.46%	1.59%	0.89%	0.58%	0.60%	1.48%

WOOD COUNTY, WISCONSIN
NET DIRECT AND OVERLAPPING GENERAL OBLIGATION DEBT
ALL GOVERNMENTAL UNITS
DECEMBER 31, 2012
(UNAUDITED)

Table III c

UNDERLYING DEBT	NET GENERAL OBLIGATION DEBT	PERCENTAGE APPLICABLE TO	NET GENERAL OBLIGATION DEBT APPLICABLE
DISTRICT:	DECEMBER 31, 2012 (1)	WOOD COUNTY (1) (2)	TO WOOD COUNTY
TOWN:			
ARPIN	\$ -	100.00 %	\$ -
AUBURNDALE	-	100.00	-
CAMERON	-	100.00	-
CARY	-	100.00	-
CRANMOOR	-	100.00	-
DEXTER	1,638	100.00	1,638
GRAND RAPIDS	151,627	100.00	151,627
HANSEN	387,000	100.00	387,000
HILES	-	100.00	-
LINCOLN	-	100.00	-
MARSHFIELD	-	100.00	-
MILLADORE	-	100.00	-
PORT EDWARDS	-	100.00	-
REMINGTON	135,294	100.00	135,294
RICHFIELD	-	100.00	-
ROCK	-	100.00	-
RUDOLPH	-	100.00	-
SARATOGA	207,770	100.00	207,770
SENECA	-	100.00	-
SHERRY	-	100.00	-
SIGEL	-	100.00	-
WOOD	35,000	100.00	35,000
TOWN TOTAL	\$ 918,329		\$ 918,329
VILLAGE:			
ARPIN	\$ 826,600	100.00 %	\$ 826,600
AUBURNDALE	-	100.00	-
BIRON	50,000	100.00	50,000
HEWITT	335,048	100.00	335,048
MILLADORE	-	100.00	-
PORT EDWARDS	340,910	100.00	340,910
RUDOLPH	-	100.00	-
VESPER	37,523	100.00	37,523
VILLAGE TOTAL	\$ 1,590,081		\$ 1,590,081

CITY:				
MARSHFIELD	\$	32,410,876	93.16 %	\$ 30,193,972
NEKOOSA		5,216,265	100.00	5,216,265
PITTSVILLE		308,205	100.00	308,205
WISCONSIN RAPIDS		15,145,000	100.00	15,145,000
CITY TOTAL	\$	53,080,346		\$ 50,863,442
SCHOOL:				
AUBURNDALE	\$	3,836,135	95.61 %	\$ 3,667,729
MARSHFIELD		22,156,985	83.13	18,419,102
NEKOOSA		12,335,000	36.92	4,554,082
PITTSVILLE		757,578	81.31	615,987
PORT EDWARDS		935,187	100.00	935,187
STEVENS POINT		4,865,000	0.37	18,001
WISCONSIN RAPIDS		18,825,000	93.80	17,657,850
MID-STATE TECHNICAL COLLEGE		28,680,000	40.54	11,626,872
SCHOOL TOTAL	\$	92,390,885		\$ 57,494,808
TOTAL APPLICABLE UNDERLYING DEBT	\$	147,979,641		\$ 110,866,661
DIRECT DEBT				
WOOD COUNTY	\$	3,641,032	100.00 %	\$ 3,641,032
TOTAL DEBT APPLICABLE TO WOOD COUNTY	\$	151,620,673		\$ 114,507,693

SOURCE:

- (1) Survey of governmental units conducted by the Finance Department.
- (2) Percentage of districts total equalized value within Wood County.

WOOD COUNTY, WISCONSIN
RATIO OF OUTSTANDING DEBT BY TYPE
LAST TEN FISCAL YEARS
 (UNAUDITED)

YEAR ENDING DECEMBER 31	GOVERNMENTAL ACTIVITIES		BUSINESS-TYPE ACTIVITIES			TOTAL GOVERNMENT	PERCENTAGE OF PERSONAL INCOME (1)	PER CAPITA (1)
	GENERAL OBLIGATION DEBT	CAPITAL LEASES	GENERAL OBLIGATION DEBT	BUSINESS NOTES	CAPITAL LEASES			
2003	7,428,966	54,357	506,034	30,285	-	8,019,642	0.34%	106.67
2004	6,406,995	65,988	343,005	18,031	-	6,834,019	0.28%	90.92
2005	5,330,673	70,066	174,327	5,403	-	5,580,469	0.23%	74.43
2006	7,350,000	138,599	-	-	-	7,488,599	0.29%	100.38
2007	5,590,000	132,097	-	-	-	5,722,097	0.21%	76.84
2008	3,725,000	142,811	-	-	42,455	3,910,266	0.14%	52.47
2009	2,100,000	146,028	-	-	8,862	2,254,890	0.08%	30.22
2010	1,400,000	148,741	-	-	-	1,548,741	0.06%	20.70
2011	1,450,000	132,875	-	-	-	1,582,875	0.05%	21.17
2012	3,610,000	31,032	-	-	-	3,641,032	*	48.82

Note: Details regarding the County's outstanding debt can be found in the notes to the financial statements.

(1) See the Schedule of Demographic and Economic Statistics on page 127 for personal income and populations data.

* Information not available for year at time of print.

WOOD COUNTY, WISCONSIN
RATIO OF ANNUAL DEBT SERVICE EXPENDITURES
FOR GENERAL BONDED DEBT (A) TO TOTAL GENERAL EXPENDITURES
LAST TEN FISCAL YEARS
(UNAUDITED)

FISCAL YEAR	PRINCIPAL	INTEREST AND PAYING AGENT FEES	TOTAL DEBT SERVICE EXPENDITURES	TOTAL GENERAL EXPENDITURES (B)	RATIO OF DEBT SERVICE TO TOTAL GENERAL EXPENDITURES
2003	677,974	296,835	974,809	41,691,970	2.34
2004	805,832	264,678	1,070,510	42,691,181	2.51
2005	904,692	240,504	1,145,196	42,705,265	2.68
2006	899,553	256,923	1,156,476	43,677,678	2.65
2007	1,760,000	310,450	2,070,450	44,911,282	4.61
2008	1,865,000	242,850	2,107,850	47,206,197	4.47
2009	1,625,000	168,250	1,793,250	45,501,297	3.94
2010	700,000	101,500	801,500	45,860,910	1.75
2011	700,000	70,000	770,000	42,787,571	1.80
2012	1,450,000	109,223	1,559,223	58,645,792	2.66

- NOTES: (A) For purposes of this schedule, general bonded debt does not include those portions of the debt expected to be paid from Proprietary and Internal Service Funds.
- (B) Total general expenditures include the General Fund, Special Revenue Funds and Debt Service Fund. This table excludes interfund transfers.

WOOD COUNTY, WISCONSIN
DEMOGRAPHIC AND ECONOMIC STATISTICS
LAST TEN FISCAL YEARS
 (UNAUDITED)

Table IV a

FISCAL YEAR	POPULATION (1)	PERSONAL INCOME (B)	PER CAPITA INCOME (2)	UNEMPLOYMENT RATE (3)	MEDIAN AGE (4)	SCHOOL ENROLLMENT K-12 (A)		
						YEAR	PUBLIC	PRIVATE
2003	75,179	2,368,474	31,504	5.9	*	2003-04	13,402	2,225
2004	75,164	2,442,770	32,499	5.7	*	2004-05	13,292	2,160
2005	74,981	2,478,239	33,052	4.9	*	2005-06	13,341	2,009
2006	74,603	2,593,512	34,764	4.8	40	2006-07	13,382	1,805
2007	74,465	2,738,202	36,772	4.9	41.7	2007-08	13,230	1,685
2008	74,519	2,868,199	38,489	6.5	41.4	2008-09	13,098	1,565
2009	74,627	2,758,485	36,964	8.2	42	2009-10	13,027	1,483
2010	74,807	2,811,865	37,588	8.7	41.9	2010-11	12,841	1,437
2011	74,785	2,929,491	39,172	7.7	42.7	2011-12	12,624	1,398
2012	74,587	*	*	7.2	42.6	2012-13	12,571	1,349

SOURCES: (1) Wisconsin Department of Administration, Demographic Services Center

(2) Bureau of Economic Analysis

* Information not available at time of print.

(3) Wisconsin Department of Workforce Development, Bureau of Workforce Information

(4) Information not available for years 2002, 2003, 2004 & 2005 at time of print

NOTE: (A) School enrollment is based on the census at the start of the school year.

(B) Personal income information is a total for the year in thousands.

WOOD COUNTY, WISCONSIN
Principal Employers
Current Year and Nine Years Ago

Employer	2012			2003		
	<u>Employees</u>	<u>Rank</u>	<u>Percentage of Employment</u>	<u>Employees</u>	<u>Rank</u>	<u>Percentage of Employment</u>
Marshfield Clinic	4,415	1	10.34 %	3,667	1	8.35 %
Roehl Transport Inc	2,506	2	5.87	1,775	3	4.04
St. Joseph's Hospital	2,049	3	4.80	2,008	2	4.57
NewPage Corp-Formerly Stora Enso	1,500	4	3.51	*		-
Wisconsin Rapids Public School	1,153	5	2.70	1,301	4	2.96
Riverview Hospital	684	6	1.60	739	6	1.68
County of Wood	661	7	1.55	872	5	1.99
Renaissance Learning Inc	596	8	1.40	499	7	1.14
Marshfield Public School	450	9	1.05	474	8	1.08
Wal-Mart	316	10	0.74	*		-

* Information not available from the employer at time of print.
Source: Survey of employers May 2013

WOOD COUNTY, WISCONSIN
OPERATING INDICATORS BY FUNCTION
LAST NINE FISCAL YEARS (A)

Function	2003	2004	2005	2006	2007	2008	2009	2010	2011	2012
Governmental activities										
General government										
Judicial										
Court cases filed	11,222	10,961	10,896	10,791	10,619	11,670	10,774	11,752	10,256	9,591
Traffic citations processed	4,674	4,484	4,225	4,014	4,003	4,595	4,140	5,219	4,461	3,866
Marriages	527	463	518	491	453	445	421	423	410	406
Domestic Partnerships	-	-	-	-	-	-	14	2	2	1
Divorces granted	274	237	256	290	244	263	289	255	269	264
Traffic and criminal fines ordered	\$1,940,943	\$1,941,623	\$1,930,749	\$3,143,037	\$3,090,871	\$3,514,789	\$3,278,986	\$3,147,745	\$3,018,555	\$5,962,470
Traffic and criminal fines collected	\$1,970,317	\$1,982,877	\$2,003,274	\$2,175,501	\$2,365,161	\$2,404,781	\$2,359,941	\$2,419,402	\$2,450,404	\$2,341,525
Child support money collected and disbursed	\$15,471,498	\$15,410,277	\$15,481,102	\$15,773,150	\$15,650,763	\$16,113,272	\$15,816,022	\$16,250,283	\$16,300,408	\$16,483,904
Vital Statistics										
Population	75,179	75,164	74,981	74,603	74,465	74,519	74,627	74,807	74,785	74,587
Births	1,171	1,771	1,796	1,402	1,680	1,695	1,529	1,567	1,533	1,441
Deaths	1,070	1,035	1,177	1,098	1,098	1,086	1,064	1,165	1,140	1,176
Public safety										
Hazardous materials incidents investigated	17	3	3	4	3	5	27	19	28	10
Jail Bookings	2,398	2,486	2,729	3,029	3,138	3,485	3,368	3,217	2,981	2,968
Average Daily Population-Jail	150	162	166	188	202	189	183	184	170	160
Total Population-Huber	458	587	539	562	537	634	555	572	475	442
Public works										
Building Operations										
Natural Gas Consumption (Therm)	93,173	93,318	84,544	95,828	83,511	77,783	81,062	70,103	84,626	69,142
Transportation										
Miles of County Highway										
Seal Coated	0	0	0	0	0	5	0	0	10.6	15.6
Paved	19	16	19	14	8	13	20	8.5	12.7	9.2
Health and Human services										
Aging										
Number of people served	***	***	***	***	2610	3076	3020	3,373	2,451	2,778
Number of people served age 60 and over	14,798	3,107	2,886	2,421	1,990	2,307	2,253	2,513	2,426	2,091
Number of Information & Assistance contacts	***	***	***	***	1,534	2,979	3,733	4,702	3,086	4,236
Number served for nutrition	1,432	1,809	1,586	1,437	1,435	1,062	822	900	793	836
Number of congregate meals served	42,073	46,723	47,039	42,820	40,178	37,360	32,203	32,663	32,172	33,206
Number of home delivered meals served	50,130	48,344	41,934	46,979	48,900	18,418	16,675	24,398	21,531	21,086
Number of one way transportation rides	51,484	52,619	51,917	41,354	38,709	38,668	39,422	30,730	28,128	24,317
Number of volunteers	333	317	364	332	231	147	116	136	141	180
Volunteer hours	19,028	18,455	16,774	15,677	16,428	11,829	12,386	13,555	11,949	14,325

TABLE V a

Public Health										
Number of Public Health clients	1,157	1,309	1,087	1,138	1,138	481	370	323	237	312
Number of Public Health client visits	4,642	4,705	4,665	2,371	2,371	2,156	1,373	1,633	1,439	2,047
Licensed and inspected establishments/operations	521	347	478	491	471	468	699	725	560	623
Inspected food related activities	65	65	168	154	223	345	115	139	705	675
Human Services										
FoodShare cases	18,288	22,800	25,032	27,432	30,240	33,608	40,277	43,901	47,292	64,608
Medicaid cases	116,676	126,000	124,704	133,896	143,232	149,963	167,175	187,318	192,942	96,796
Daycare cases	4,620	6,660	4,908	6,360	9,404	7,586	7,220	6,730	5,376	4,823
FoodShare/Medicaid/Daycare cases	139,584	155,460	154,644	167,688	182,876	191,157	214,672	237,949	245,610	166,227
Energy assistance cases	2,218	2,516	2,738	3,269	3,204	2,933	3,433	3,582	3,295	3,434
Child abuse referrals	936	983	983	957	1,579	1,855	1,444	1,421	1,202	1,252
Juvenile referrals	870	899	899	796	932	795	707	644	508	613
Outpatient Visits-Mental Health	***	2,416	2,072	2,554	***	7,946	7,978	12,542	4,093	9,176
Long Term Support Clients	***	509	520	532	519	518	159	50	45	245
CBRF Clients	41	44	47	48	44	49	52	35	33	30
Intoxicated Driver Assessments	468	558	538	500	502	476	501	473	439	443
Inpatient Number of Patient Days	19,330	22,065	20,561	14,130	* 12,186	12,549	13,662	13,129	12,771	11,714
*Relocated 22 clients to the community over 2009 and 2007										
Culture, recreation and education										
Parks										
Camping unit nights										
Dexter Park	6056	5758	5816	***	***	5154	5447	5611	5255	5400
North Park	3431	3352	3375	***	***	4026	4232	3860	3654	4189
South Park	4776	4758	5384	***	***	5240	5455	5193	5075	5350
Annual Boat Launch Stickers	746	737	772		829	1293	864	841	891	1175
Forestry										
Wood removed (cord equivalent)	14,495	16,522	12,412	7,177	9,042	16,084	8,784	11,057	4,455	18,348
Business-type activities										
Edgewater Haven Nursing Home										
Number of Patient Days	22,955	35,891	37,920	38,853	38,513	37,440	32,744	29,304	25,965	24,220
Percentage of Residents by Pay Sources										
Medicare	5%	10%	10%	10%	12%	10%	10%	14%	67%	14%
Medicaid	81%	75%	75%	80%	73%	76%	70%	66%	15%	65%
Private Pay	14%	15%	15%	10%	15%	15%	20%	20%	18%	21%
Highway										
Transportation:										
Miles of State Highway										
Paved	3	3	5	6	5	0	15	4	0	15.6
Rut Filling	0	0	0	17	0	0	0	6	0	0

Source: Various government departments.

*** Information not available

(A) Information unavailable prior to nine years ago.

WOOD COUNTY, WISCONSIN
FULL-TIME EQUIVALENT EMPLOYEES BY FUNCTION
 Last Ten Fiscal Years

Function	FISCAL YEARS									
	<u>2003</u>	<u>2004</u>	<u>2005</u>	<u>2006</u>	<u>2007</u>	<u>2008</u>	<u>2009</u>	<u>2010</u>	<u>2011</u>	<u>2012</u>
Governmental activities										
General government	68	68	68	68	66	65	60	60	60	60
Public safety	89	87	87	97	101	104	104	104	104	104
Health and human services	149	148	149	148	144	133	130	131	132	272
Culture, recreation and education	26	26	26	26	25	26	25	25	25	25
Conservation and development	13	14	12	12	11	11	10	10	10	11
Total governmental activities	<u>345</u>	<u>343</u>	<u>342</u>	<u>352</u>	<u>348</u>	<u>339</u>	<u>329</u>	<u>330</u>	<u>331</u>	<u>472</u>
Business-type activities										
Edgewater Haven Nursing Home	121	120	121	121	121	121	121	121	120	99
Unified Services Board	213	219	226	224	218	204	181	181	142	0 **
Highway	50	50	50	49	50	49	49	49	46	46
Total business-type activities	<u>384</u>	<u>390</u>	<u>397</u>	<u>394</u>	<u>389</u>	<u>374</u>	<u>351</u>	<u>351</u>	<u>308</u>	<u>145</u>
Total Wood County FTE's	<u><u>728</u></u>	<u><u>732</u></u>	<u><u>739</u></u>	<u><u>746</u></u>	<u><u>736</u></u>	<u><u>713</u></u>	<u><u>680</u></u>	<u><u>681</u></u>	<u><u>639</u></u>	<u><u>617</u></u>

Source: Budget

** Unified Services Board reclassified to governmental activities-Health and Human Services.

WOOD COUNTY, WISCONSIN
CAPITAL ASSET STATISTICS BY FUNCTION
LAST TEN FISCAL YEARS

TABLE V c

Function	2003	2004	2005	2006	2007	2008	2009	2010	2011	2012
Governmental activities										
General government										
Area in Square Miles	812	812	812	812	812	812	812	812	812	812
Public safety										
Patrol Units	20	20	20	20	20	20	20	21	21	22
Public works										
Miles of County Trunk Highway System	326	326	326	326	326	326	319	319	319	319
Health and human services										
Number of Aging Buses	9	9	9	9	9	8	10	10	10	10
Mental Health Hospital	1	1	1	1	1	1	1	1	1	1
Culture, recreation and education										
Parks and Recreation										
Number of county parks	5	5	5	5	5	5	5	5	5	5
Number of acres	2024	2024	2024	2024	2024	2024	2024	2024	2024	2024
Public lake and river access beaches	5	5	5	5	5	5	5	5	5	5
Miles of bicycle trails	17	17	17	17	17	17	17	17	17	17
Number of public campgrounds	3	3	3	3	3	3	3	3	3	3
Number of shooting ranges	1	1	1	1	1	2	1	1	1	1
Number of softball fields	3	3	3	3	3	3	1	1	1	1
Number of lakes and rivers with public boat launches	3	3	3	3	3	3	3	3	3	3
Miles of snowmobile trails	261	261	258	268	268	258.4	258.4	257.8	257.8	257.8
Miles of ATV trails - winter	12	12	12	12	12	10	10	10	10	10
Miles of ATV trails - summer	12	12	12	12	12	10	10	10	10	10
Miles of cross-country ski trails	8	8	8	8	8	9.2	10.2	10.7	10.7	10.7
Forestry										
Number of forest acres	37,554	37,554	37,594	37,594	37,594	37,594	37,594	37,594	37,594	37,594
Business-type activities										
Edgewater Haven Nursing Home										
Nursing Home Facility	1	1	1	1	1	1	1	1	1	1
Highway										
Miles of highways, roads and streets										
State	180	180	180	180	180	180	180	180	180	180
Local	1230	1230	1230	1230	1230	1230	1230	1230	1230	1230
Other	21	21	21	21	21	21	21	21	21	21

Source: Various County departments.

WOOD COUNTY, WISCONSIN
 SCHEDULE OF INSURANCE
 FISCAL YEAR ENDED DECEMBER 31, 2012
 (UNAUDITED)

Insurer	Policy Number	Effective Dates	Policy Coverage	Coverage	Deductibles
Wisconsin County Mutual <i>(Agent: Aegis Corp)</i>	17212	1/1/12 to 1/1/13	General Liability	Bodily injury/property damage Personal injury/errors and omissions \$10,000,000 Limit of liability per occurrence	\$25,000 Per occurrence deductible \$100,000 Annual aggregate deductible
Wisconsin County Mutual <i>(Agent: Aegis Corp)</i>	17212	1/1/12 to 1/1/13	Auto Liability	\$25,000 Limit of liability per person \$50,000 Limit of liability per occurrence	\$25,000 Per occurrence deductible \$100,000 Annual aggregate deductible
Hartford Steam Boiler <i>(Agent: Aegis Corp)</i>	FBP4907350	1/1/12 to 1/1/13	Equipment Breakdown	Limit-equipment breakdown \$50,000,000 Limit-others \$100,000	\$25,000 Per occurrence deductible \$100,000 Annual aggregate deductible
Ace American Ins. Co. <i>(Agent: Release Guard)</i>	G21851796006	1/1/12 to 1/1/13	Above Ground Storage Tanks	\$1,000,000 each loss \$1,000,000 Aggregate	Deductible - \$10,000 each claim
Ace American Ins. Co. <i>(Agent: Release Guard)</i>	G21851656006	1/1/12 to 1/1/13	Underground Storage Tanks	\$1,000,000 each loss	Deductible - \$10,000 each claim
Fidelity and Deposit <i>(Agent: Aegis Corp)</i>	CCP005526210	1/1/12 to 1/1/13	Public Employee Blanket Bond Employee Crime & Theft Policy	Employee Theft - Per Loss Coverage \$100,000	No deductible
Wisconsin County Mutual <i>(Agent: Aegis Corp)</i>	Endorsement through 17212	1/1/12 to 1/1/13	Nursing Home-General Liability Edgewater Nursing Home	\$1,000,000 Limit of liability per occurrence \$3,000,000 Aggregate	\$25,000 Per occurrence deductible \$100,000 Annual aggregate deductible
Chubb Insurance <i>(Agent: Johnson Insurance)</i>	8221-4448	1/1/12 to 1/1/13	Personal Injury Endorsement Edgewater Nursing Home	\$1,000,000 Limit of liability per occurrence	\$10,000 Per occurrence deductible
Chubb Insurance <i>(Agent: Johnson Insurance)</i>	8221-4448	1/1/12 to 1/1/13	Personal Injury Endorsement Norwood Health Center	\$1,000,000 Limit of liability per occurrence	\$10,000 Per occurrence deductible
Old Republic Surety Co. <i>(Agent: Aegis Corp)</i>	MSA 1096427 (Edgewater) MSA 1096428 (Norwood)	1/1/12 to 1/1/13	Resident Funds Surety Bonds	\$15,000 - Edgewater Haven (nursing home) \$30,000 - Norwood (mental health center)	No deductible
Self-Funded <i>(Administered by Willis HRH)</i>	N/A	N/A	Worker's Compensation	Employer Liability	Wisconsin State Statutes

LGPIF <i>(Agent: ASU Group)</i>	120070	1/1/12 to 1/1/13	Buildings, Personal Property, Inland Marine Floater and Property In The Open	Coverage Blanket Limit \$119,616,376	\$25,000 Per occurrence deductible \$50,000 Annual aggregate deductible
LGPIF <i>(Agent: ASU Group)</i>	120070	1/1/12 to 1/1/13	Contractor's Equipment	Coverage Blanket Limit \$6,312,493	\$25,000 Per occurrence deductible \$50,000 Annual aggregate deductible
LGPIF <i>(Agent: ASU Group)</i>	120070	1/1/12 to 1/1/13	Automobile Comprehensive Auto Collision	Coverage Blanket Limit \$4,415,176	\$25,000 Per occurrence deductible \$50,000 Annual aggregate deductible
LGPIF <i>(Agent: ASU Group)</i>	120070	1/1/12 to 1/1/13	Monies and Securities	Limits Wood County Courthouse-\$50,000 Edgewater Haven-\$3,000 Norwood-\$1,000 Unified Services-\$500 Wood County Highway Department-\$500 Dexter County Park -\$500 North Wood County Park -\$500 South Wood County Park -\$500 Powers Bluff County Park-\$500	Deductible - \$0.00
LGPIF <i>(Agent: ASU Group)</i>	120070	1/1/12 to 1/1/13	Special Use Animal	Coverage Blanket Limit - \$10,000 (2 Canines-Friday & Kilo)	Deductible - \$0.00
Johnson Insurance <i>(Agent: PIC Wisconsin)</i>	CH32	4/1/11 to 4/1/12	Hospital Professional Liability Hospital General Liability	\$1,000,000 limit of liability per occurrence \$3,000,000 aggregate & umbrella	Deductible - \$0.00
Wisconsin County Mutual <i>(Agent: Aegis Corp)</i>	WC1200172	1/1/12 to 1/1/13	Excess Worker's Compensation	Max Limit of Indemnity Per Occur-Statutory Maximum Aggregate Retention-\$500,000	Self Insured Retention per Occur \$250,000